

ICT Billet 551474-3

ICT Billet LS - Sanden 508 A/C Compressor Bracket Kit User Manual

Model: 551474-3

Brand: ICT Billet

1. PRODUCT OVERVIEW

This document provides detailed instructions for the installation and use of the ICT Billet LS - Sanden 508 A/C Air Conditioner Compressor Bracket Kit, model 551474-3. This kit is designed to integrate a Sanden 508 A/C compressor into an LS engine setup, ensuring proper belt alignment and accessory placement.

The kit includes essential components for mounting the A/C compressor, such as the main bracket, idler pulley, belt tensioner, and all necessary mounting hardware. It is manufactured from aerospace-grade, USA-produced billet aluminum, ensuring durability and precise fitment.




Image 1.1: The ICT Billet LS - Sanden 508 A/C Compressor Bracket Kit shown installed on an LS engine, demonstrating the placement of the A/C compressor and belt routing.

2. COMPATIBILITY

This bracket kit is compatible with specific LS engine configurations. Please verify your engine's setup against the following criteria:

- **Crank Pulley:** Compatible with Truck/SUV or LS3 L99 Camaro crank pulleys.
- **Water Pump:** Works with any GM LS series water pump.
- **A/C Compressor:** Designed for use with a Sanden 508 A/C Compressor.
- **Engine Series:** Compatible with all GM LS series engines.

It is crucial to identify your LS crank pulley spacing to ensure proper fitment and belt alignment. Refer to the LS Crank Spacing Guide below:

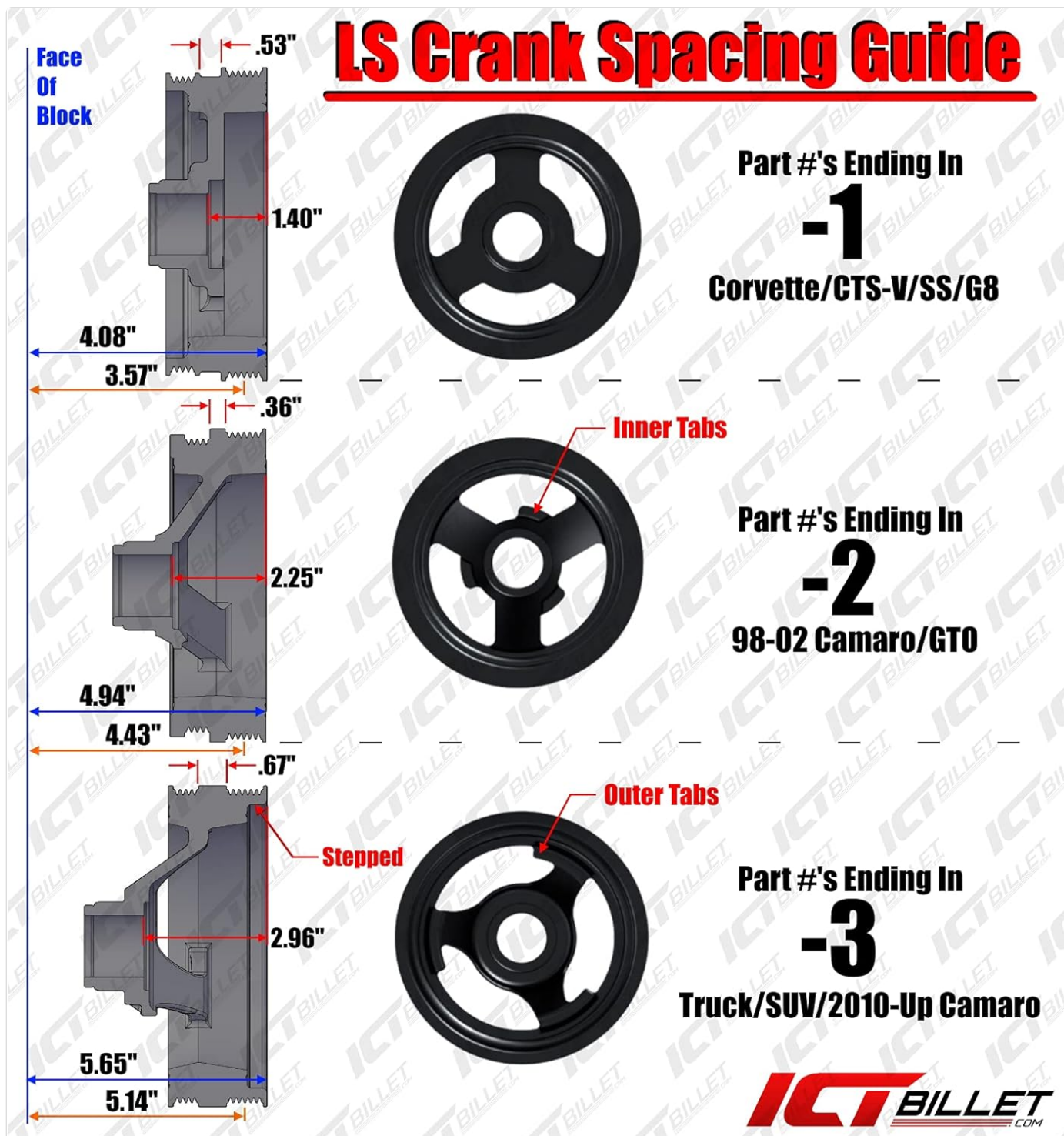


Image 2.1: LS Crank Spacing Guide. This diagram illustrates the three common LS crank pulley offsets: Corvette/CTS-V/SS/G8 (Part # ending in -1), 98-02 Camaro/GTO (Part # ending in -2), and Truck/SUV/2010-Up Camaro (Part # ending in -3). This kit is designed for the Truck/SUV/2010-Up Camaro spacing.

3. KIT CONTENTS

Before beginning installation, unpack and verify all components against the list below. If any parts are missing or damaged, contact ICT Billet customer support.



Image 3.1: All components included in the kit. This typically includes the main A/C compressor bracket, a belt tensioner, an idler pulley, various spacers, bolts, and nuts required for mounting.

- A/C Compressor Bracket (Main)
- Belt Tensioner
- Idler Pulley
- Mounting Hardware (various bolts, nuts, and spacers)

4. INSTALLATION INSTRUCTIONS

Warning: Professional installation is recommended. Disconnect the vehicle's battery before starting any work. Ensure the engine is cool to prevent burns. Always wear appropriate safety gear, including eye protection and gloves.

4.1 Pre-Installation Steps

1. Ensure the engine is off and cool. Disconnect the negative terminal of the vehicle's battery.
2. If an existing A/C system is present, ensure it is properly discharged by a certified technician before removing any components.
3. Clean the mounting area on the engine block to ensure a secure and flush fit for the new bracket.
4. Identify the correct crank pulley spacing for your LS engine (refer to Section 2). This kit is designed for the Truck/SUV/2010-Up Camaro spacing.

4.2 Bracket and Compressor Mounting

1. Position the main A/C compressor bracket onto the engine block according to the manufacturer's design.

2. Secure the bracket using the provided bolts and spacers. Ensure all fasteners are hand-tightened initially.
3. Mount the Sanden 508 A/C compressor to the bracket using the appropriate hardware. Do not overtighten.
4. Install the idler pulley and belt tensioner onto their designated locations on the bracket.
5. Once all components are in place, progressively tighten all bolts to the manufacturer's specified torque settings. Refer to a service manual for your specific engine for general torque specifications if not provided with the kit.




Image 4.1: A close-up view of the A/C compressor bracket and Sanden 508 compressor mounted on the engine. Note the precise alignment of the pulleys.



Image 4.2: Side view illustrating the compact design and how the bracket positions the A/C compressor relative to other engine accessories.

4.3 Belt Routing

Proper belt routing is essential for the correct operation of the A/C compressor and to prevent premature belt wear. The kit is designed to work with a specific belt length. While the kit provides the necessary pulleys, the belt itself is typically purchased separately based on your specific accessory drive setup.

1. Route the serpentine belt around the crank pulley, A/C compressor pulley, idler pulley, and tensioner pulley.
2. Use the belt tensioner to apply the correct tension to the belt. The tensioner typically has an indicator to show proper tension.
3. Verify that the belt is seated correctly in all pulley grooves and that there is no interference with other engine components.




Image 4.3: Detailed view showing the belt path around the A/C compressor, idler, and tensioner pulleys. Ensure the belt is correctly aligned and tensioned.

Note: Some users have reported varying belt length requirements depending on their specific accessory drive setup. Common belt lengths mentioned by users for stock accessory drives and 130 amp alternators include Dayco 5061130 or 4061140. Always measure and confirm the required belt length for your specific application.

5. OPERATION

Once the ICT Billet A/C compressor bracket kit and Sanden 508 compressor are installed, the A/C system can be charged and operated according to the vehicle manufacturer's specifications. The bracket itself is a static component designed to hold the compressor in place and maintain proper belt alignment.

- Ensure the A/C system is properly evacuated and charged with the correct refrigerant type and amount by a qualified technician.
- Check for any leaks in the A/C system after charging.
- Monitor the A/C system's performance during initial operation.

6. MAINTENANCE

The ICT Billet A/C compressor bracket kit is designed for long-term durability with minimal maintenance. However, periodic checks are recommended:

- **Visual Inspection:** Regularly inspect the bracket, pulleys, and belt for any signs of wear, damage, or corrosion.
- **Fastener Torque:** Periodically check the torque of all mounting bolts to ensure they remain secure. Vibrations can

sometimes loosen fasteners over time.

- **Belt Condition:** Inspect the serpentine belt for cracks, fraying, or excessive wear. Replace the belt if necessary.
- **Pulley Bearings:** Listen for any unusual noises from the idler or tensioner pulleys, which could indicate worn bearings.

7. TROUBLESHOOTING

This section addresses common issues that may arise during or after the installation of the A/C compressor bracket kit.

Problem	Possible Cause	Solution
Belt squealing or slipping	Incorrect belt tension, worn belt, misaligned pulleys.	Check belt tensioner, inspect belt for wear and replace if needed, verify pulley alignment.
Difficulty installing belt	Incorrect belt length, tensioner not fully released.	Ensure correct belt length for your specific setup. Use a belt tensioner tool to fully release tension.
Bracket does not fit flush	Debris on mounting surface, incorrect crank pulley spacing.	Clean mounting surfaces thoroughly. Re-verify your LS crank pulley spacing (refer to Section 2).
Unusual noise from pulleys	Worn idler or tensioner pulley bearings.	Inspect and replace faulty pulleys.

8. SPECIFICATIONS

Key specifications for the ICT Billet LS - Sanden 508 A/C Air Conditioner Compressor Bracket Kit (Model 551474-3):

- **Manufacturer:** ICT Billet
- **Model Number:** 551474-3
- **Material:** Aerospace Grade, USA Produced, Billet Aluminum
- **Item Weight:** 8.18 pounds
- **Product Dimensions:** 10.3 x 10.3 x 4.7 inches
- **Exterior Finish:** Metallic Finish
- **Compatibility:** LS series engines, Truck/SUV or LS3 L99 Camaro Crank Pulley, Sanden 508 A/C Compressor

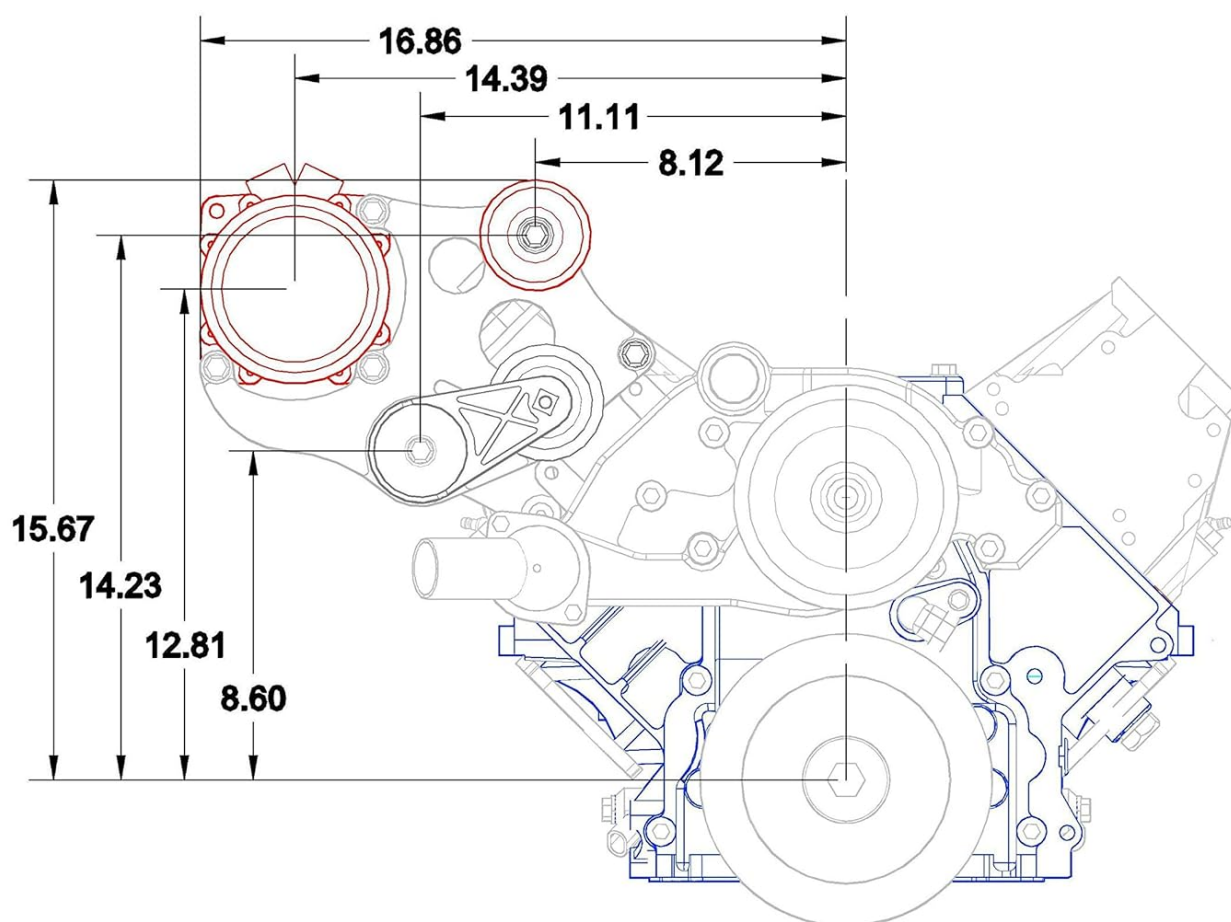


Image 8.1: Technical drawing providing key dimensions and clearances for the 551474 Sanden 508 A/C Compressor Kit. All measurements are in inches.

551474 SANDEN 508 A/C COMPRESSOR KIT

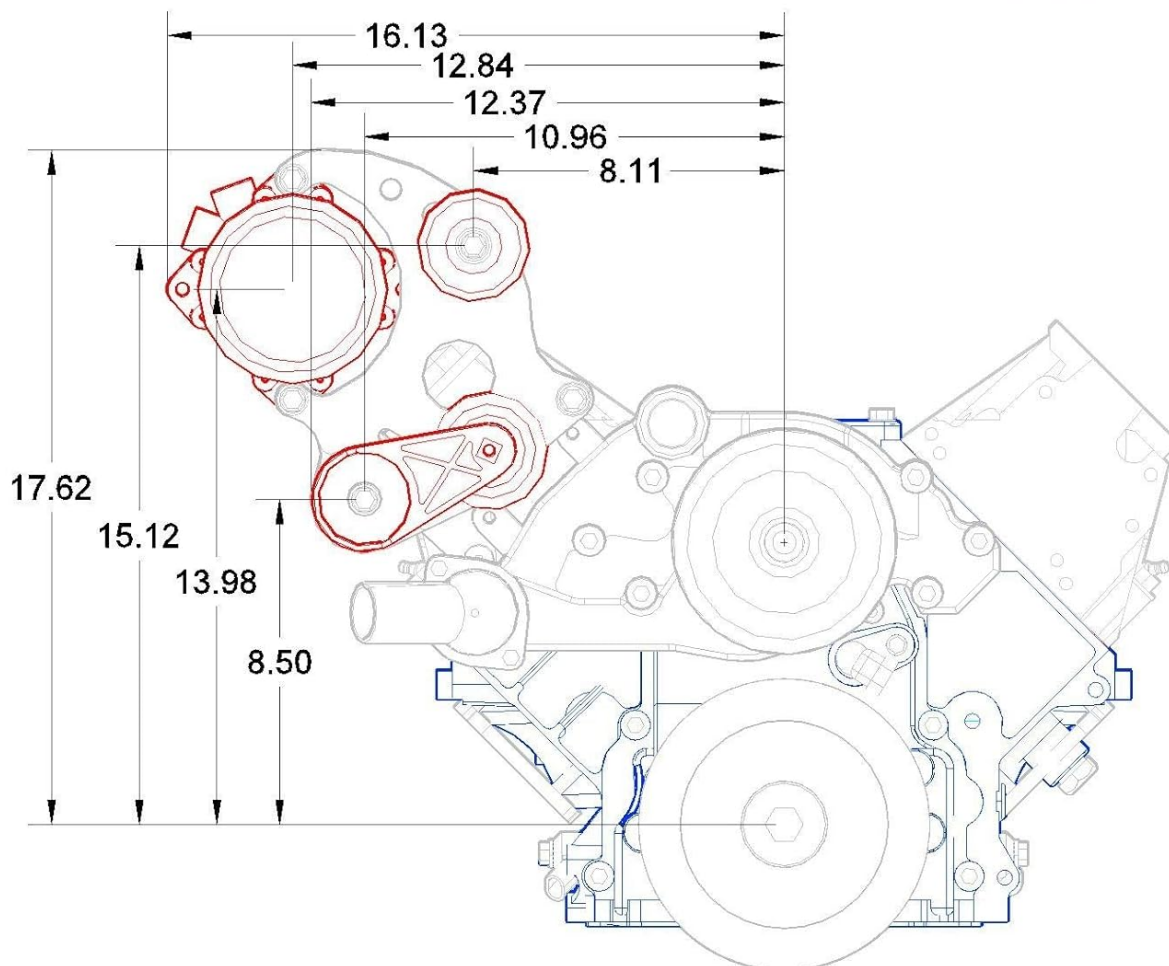


Image 8.2: Another technical drawing showing different dimensional aspects of the 551474 Sanden 508 A/C Compressor Kit, useful for fitment planning. All measurements are in inches.

9. WARRANTY INFORMATION

ICT Billet products are manufactured to high standards. For specific warranty terms and conditions, please refer to the official ICT Billet website or contact their customer support directly. Typically, manufacturing defects are covered for a limited period from the date of purchase.






Keep your proof of purchase for any warranty claims.

10. CUSTOMER SUPPORT


If you have any questions regarding the installation, compatibility, or operation of your ICT Billet LS - Sanden 508 A/C Compressor Bracket Kit, please contact ICT Billet customer support.

- **Manufacturer:** ICT Billet
- **Website:** [Visit the ICT Billet Store on Amazon](#) (for general product information)
- For direct technical support, please visit the official ICT Billet website or contact them via the information provided with your product packaging.

Related Documents - 551474-3

	ICT Billet LSA High Mount Sanden 7176 A/C Bracket Kit Installation Guide Installation instructions for the ICT Billet 551135-3-7176 LSA High Mount Sanden 7176 A/C Bracket Kit. Details component assembly, hardware specifications, and vehicle compatibility for LS engines.
	ICT Billet 551780-3 LS S10 Alternator Bracket Kit Installation Guide Detailed instructions for installing the ICT Billet 551780-3 LS S10 Alternator Bracket Kit, compatible with LS1, LS3, LSX, LQ4, LQ9, 4.8L, 5.3L, and 6.0L engines. Includes part identification and assembly steps.
	ICT Billet 551780-2 LS1 Camaro Alternator Bracket Kit Installation Guide Comprehensive installation guide for the ICT Billet 551780-2 LS1 Camaro Alternator Bracket Kit. Features detailed step-by-step instructions, component descriptions, and critical safety information regarding Proposition 65 warnings for lead, aluminum, and steel components. Includes contact details for technical support.
	ICT Billet 551799-3 LS Truck Alternator Relocation Kit Installation Guide Detailed installation instructions for the ICT Billet 551799-3 LS Truck Alternator Relocation Kit with Turnbuckle Tensioner, compatible with LS1 and LS3 Camaro water pumps. Includes parts list and safety warnings.
	ICT Billet 551352-2 Camaro Sanden 7176 A/C Compressor Kit Installation Guide Detailed guide for installing the ICT Billet 551352-2 A/C Compressor Kit for Camaro with Sanden 7176 compressor, including parts list and assembly steps.
	ICT Billet 551137-LS74-3 Low Mount 7176 4-Rib A/C Bracket Kit Installation Guide Installation instructions for the ICT Billet 551137-LS74-3 Low Mount 7176 4-Rib A/C Bracket Kit, detailing the mounting of the Sanden 7176 compressor for LS Gen 3 engines. Includes warnings and product specifications.

Documents - ICT Billet – 551474-3



[\[pdf\]](#) Instructions

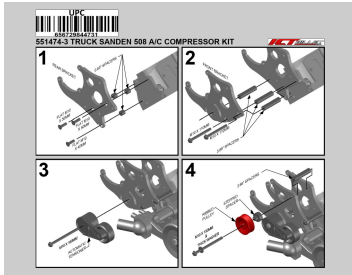
551474 3 LS Truck Sanden 508 A C Air Conditioner Compressor Bracket Kit LS1 LS3 LSX AC

Instructions ICT Billet INSTRUCTIONS pages 1 2 v 1730743701 cdn shopify s files 0688 8259 6070 |||

551474-3 IN TRUCK SANDEN 508 A/C COMPRESSOR KIT 10ths

weoutrestbisSivoicatn MM Made in the USA with USA made materials, 10 metric flange bolts, spacers, co.metwllwbctwi. pulleys, tensioners 656729844731 Technical
www.ictbillet.com 20 1 WARNING: Cancer and Reproductive Harm - www.P65...

lang:en score:40 filesize: 1.11 M page_count: 2 document date: 2023-08-15




[\[pdf\]](#) Instructions

PAGE 1 2 Please click here to the instructions file ICT Billet 551474 3 LS Heavy Duty A C Compressor Bracket Kt JEGS High Performance 335 jeps InstallationInstructions 300 |||

551474-3 TRUCK SANDEN 508 A/C COMPRESSOR KIT 1 REAR BRACKET 0.63 SPACERS 2 FRONT BRACKET FLXA5T0MM1M0 FLXA5T0MM1M0 FLXA4T0MM1M0 3 M10X160AMTUEMTNOSMIOANTEICR M10 X 110MM M10 X 110MM 3.66 SPACERS 4 RPUIBLBLEEDY M1T0HXIC15K0WM AMSHER 3.66 SPACERS STSEPPAPCEEDR **551474-3 TRUCK SANDE...**

lang:i-klingson **score:39** filesize: 499.54 K page_count: 2 document date: 2017-10-24




[\[pdf\]](#) User Manual Instructions

Installation Manual ICT Billet LS Sanden 508 A C Air Conditioner Compressor Bracket Kit LS1 LS3 LSX AC Heavy Duty 551474 3 Automotive 91EJC IMdvL m media amazon images I |||

551474-3 TRUCK SANDEN 508 A/C COMPRESSOR KIT IN 10ths weoutrestbisSivoicatn MM Made in the USA with USA made materials, 10 metric flange bolts, spacers, co.metwllwbcitwi. pulleys, tensioners 656729844731 www.ictbillet.com 20 Technical 1 WARNING: Cancer and Reproductive Harm - www.P65Wa...

lang:en **score:33** filesize: 651.53 K page_count: 2 document date: 2021-01-29




[\[pdf\]](#) User Manual Installation Guide Accessories Catalog

MergedFile ryan Drive Brackets ICT Billet 2022 07 01 — These heavy duty kits allow you to install various manual belt tensioner mounted on the drivers side head For Holley EFI Smart Coils ICTBillet Catalog 55 ictbillet |||

Drive Brackets LS Heavy Duty Alternator Kit LT L83 Alternator Power Steering Relocation Kit LS ... cing 551474-1 249.99 Sanden 508 for Camaro Spacing 551474-2 249.99 Sanden 508 for Truck Spacing **551474-3** 249.99 Sanden 7176 for Camaro Spacing Sanden 7176 for Truck Spacing 551472-2 551472-3 ...

lang:en **score:30** filesize: 5.57 M page_count: 8 document date: 2017-12-19



[\[pdf\]](#) User Manual Instructions

ICT Billet LS Sanden 508 A C Air Conditioner Compressor Bracket Kit LS1 LS3 LSX AC Heavy Duty 551474 3551474 3 Installation Manual ICT B07623V7G391EJC IMdvLm media amazon images I 91EJC IMdvL |||

551474-3 TRUCK SANDEN 508 A/C COMPRESSOR KIT IN 10ths weoutrestbisSivoicatn MM Made in the USA with USA made materials, 10 metric flange bolts, spacers, co.metwllwbcitwi. pulleys, tensioners 656729844731 www.ictbillet.com 20 Technical 1 WARNING: Cancer and Reproductive Harm - www.P65Wa...

lang:en **score:25** filesize: 651.53 K page_count: 2 document date: 2021-01-29



[\[pdf\]](#) Installation Guide Accessories Catalog

LS Swap Kit and Parts ICT Billet Catalog January 2019 ictbillet pub |||

Your #1 Source For LS Swap Parts Idle Air Bracket 551790 Page 4 NEW SuperCharger Riser 551770 Page 9 ... cing 551474-1 249.99 Sanden 508 for Camaro spacing 551474-2 249.99 Sanden 508 for truck spacing **551474-3** 249.99 Sanden 7176 for Camaro spacing 551472-2 249.99 Sanden 7176 for truck spacing 551...

lang:en score:25 filesize: 10.71 M page_count: 12 document date: 2019-01-23



[\[pdf\]](#) Accessories Catalog

LS Swap Kit and Parts ICT Billet ICTBillet Catalog Jan 2024 ictbillet pub |||

LS Swap Solutions FREE SHIPPING TO THE LOWER 48 STATES ON ORDERS OVER 50 sales ictbillet.com USA ... cing 551474-1 299.99 Sanden 508 for Camaro spacing 551474-2 299.99 Sanden 508 for truck spacing **551474-3** 299.99 Sanden 7176 for Camaro spacing 472LS0-2 299.99 Sanden 7176 for truck spacing 472...

lang:en score:25 filesize: 8.28 M page_count: 12 document date: 2023-12-11




[\[pdf\]](#) Accessories Catalog

Catalog December 2021 indd Laron LS Swap Kit and Parts ICT Billet catalog december NEW ictbillet pub |||

LS Swap Solutions sales ictbillet.com USA MADE We use USA made pulleys, metric flange bolts, belt ... cing 551474-1 274.99 Sanden 508 for Camaro spacing 551474-2 274.99 Sanden 508 for truck spacing **551474-3** 274.99 Sanden 7176 for Camaro spacing 551472-2 274.99 Sanden 7176 for truck spacing 551...

lang:en score:24 filesize: 7.29 M page_count: 12 document date: 2021-12-14




[\[pdf\]](#)

view LSA Body 68 72 Chevelle Chevrolet Vehicles Pick Your Swap Vehicle ICT BilletChevy A 1968 LS Fitment Card 35b0387a ddac 4ba0 b6ae 6c2ed7f3d80fcdn shopify s files 1 0688 8259 6070 Chevy 6c2ed7f3d80f v 1746089517 |||

LS Swap 1968-72 A-Body Chevelle Scan to view parts for this vehicle This vehicle has been 3D laser scanned and modeled by ICT Billet to ensure direct fitment with the below parts. A/C Brackets 508 ICT# **551474-3** Engine Mounts ICT# 551128-301 Alternator / Power Steering Bracket Kit ICT# 551747 ...

lang:no **score:19** filesize: 1.33 M page_count: 1 document date: 2025-04-19




[\[pdf\]](#)

view LSPiezas de intercambio carrocería Chevelle 64 67 ICT BilletChevy A Body 1964 LS Swap Vehicle Fitment Card 1cdn shopify s files 1 0688 8259 6070 Chevy v 1746089271 |||

LS Swap 1964-67 A-Body Chevelle Scan to view parts for this vehicle This vehicle has been 3D laser scanned and modeled by ICT Billet to ensure direct fitment with the below parts. A/C Brackets 508 ICT# **551474-3** Engine Mounts ICT# 551128-301 Short Tube Headers SPE# 25-1021 Flexplate ICT# 551356X...

lang:no **score:19** filesize: 1.98 M page_count: 1 document date: 2025-04-18



[\[pdf\]](#)

view LSF Body 67 69 Camaro Chevrolet Vehicles Pick Your Swap Vehicle ICT BilletChevy F 1st Gen 1967 LS Fitment Card 6b9981b0 5f56 4b8a a29c d1d5cb6d6920cdn shopify s files 1 0688 8259 6070 Chevy d1d5cb6d6920 v 1746090304 |||

LS Swap 1967-69 F-Body Camaro Scan to view parts for this vehicle This vehicle has been 3D laser scanned and modeled by ICT Billet to ensure direct fitment with the below parts. A/C Brackets 508 ICT# **551474-3** Engine Mounts ICT# EM-LS-1FBDY Headers Speed Engineering # 25-1039 Flexplate ICT# 551...

lang:no **score:19** filesize: 2.13 M page_count: 1 document date: 2025-04-17

LS Swap **1965-70 B-Body Impala** **ICT Billet**

This vehicle has been 3D laser scanned and modeled by ICT Billet to ensure direct fitment with the below parts.

	A/C Brackets (508) ICT# 551474-3		Alternator / Power Steering Bracket Kit ICT# 551501-3
	Engine Mounts ICT# 55128-301		Oil Pan ICT# 551501-45
	Headers Speed Engineering # 25-1039		Coolant & Oil Gauge Master Adapter Set ICT# 551165
	Flexplate ICT# 551356X		Coolant Crossover Upper Hose Adapter ICT# AN627-20X125
	Coolant Crossover ICT# 551675		Transmission Adapter ICT# 551165
	Transmission Dipstick Tube Adapter ICT# 551323		Oil Cooler Block Off ICT# 551083
	Header Core Bypass Hose ICT# 551699		Spark Plug Wire Kit ICT# 551083
	Header Core Hose Kit ICT# 551065		Transmission Bolt Kit ICT# 551652
	Power Steering Hose Kit ICT# 551062-HPVHX XX = 12", 16", 24", 30", 36", 48", 60"		Shifter Bolt Kit ICT# 551681

316-800-6959
www.icbillet.com
FREE SHIPPING

[pdf]

master set indd allison view LSB Body 65 70 Impala Chevrolet Vehicles Pick Your Swap Vehicle ICT BilletChevy B 1965 LS 319985db bebb 46ba a3a3 c8fd37c211fecdn shopify s files 1 0688 8259 6070 Chevy c8fd37c211fe v 1746089743 |||

LS Swap 1965-70 B-Body Impala Scan to view parts for this vehicle This vehicle has been 3D laser scanned and modeled by ICT Billet to ensure direct fitment with the below parts. A/C Brackets 508 ICT# **551474-3** Engine Mounts ICT# 551128-301 Headers Speed Engineering # 25-1039 Flexplate ICT# 5513...

lang:no **score:19** filesize: 1.31 M page_count: 1 document date: 2025-04-19

LS Swap **1967-72 Chevy C10** **ICT Billet**

This vehicle has been 3D laser scanned and modeled by ICT Billet to ensure direct fitment with the below parts.

	A/C Brackets (508) ICT# 551474-3		Alternator / Power Steering Bracket Kit ICT# 551501-3
	Engine Mounts ICEM-LS-C101		Oil Pan ICT# C10-15028771
	Headers Speed Engineering # 25-1039		Oil Pickup Tube ICT# C10-15055051
	Flexplate ICT# 551356X		Coolant & Oil Gauge Master Adapter Set ICT# 551165
	Coolant Crossover ICT# 551675		Coolant Crossover Upper Hose Adapter ICT# AN627-20X125
	Transmission Dipstick Tube Adapter ICT# 551323		Transmission Adapter ICT# 551165
	Header Core Bypass Hose ICT# 551699		Oil Cooler Block Off ICT# 551083
	Header Core Hose Kit ICT# 551065		Spark Plug Wire Kit ICT# 551083
	Power Steering Hose Kit ICT# 551062-HPVHX XX = 12", 16", 24", 30", 36", 48", 60"		Transmission Bolt Kit ICT# 551652
			Shifter Bolt Kit ICT# 551681

316-800-6959
www.icbillet.com
FREE SHIPPING

[pdf]

view LSPièces de rechange pour camion C10 67 72 taille réelle ICT BilletChevy Truck 1967 LS Swap Vehicle Fitment Card 60bc78a3 a202 4550 864c 31f696cbc392cdn shopify s files 1 0688 8259 6070 Chevy 31f696cbc392 v 1746091718 |||

LS Swap 1967-72 Chevy C10 Scan to view parts for this vehicle This vehicle has been 3D laser scanned and modeled by ICT Billet to ensure direct fitment with the below parts. A/C Brackets 508 ICT# **551474-3** Alternator / Power Steering Bracket Kit ICT# 551747 Engine Mounts ICEM-LS-C101 Headers S...

lang:af **score:19** filesize: 2.72 M page_count: 1 document date: 2025-04-16

LS Swap **1960-66 Chevy C10** **ICT Billet**

This vehicle has been 3D laser scanned and modeled by ICT Billet to ensure direct fitment with the below parts.

	A/C Brackets (508) ICT# 551474-3		Alternator / Power Steering Bracket Kit ICT# 551747
	Engine Mounts ICT# EM-LS-C101		Oil Pan ICT# C10-15028771
	Headers Speed Engineering # 25-1039		Oil Pickup Tube ICT# C10-15055051
	Flexplate ICT# 551356X		Coolant & Oil Gauge Master Adapter Set ICT# 551165
	Coolant Crossover ICT# 551675		Coolant Crossover Upper Hose Adapter ICT# AN627-20X125
	Transmission Dipstick Tube Adapter ICT# 551323		Transmission Adapter ICT# 551165
	Header Core Bypass Hose ICT# 551699		Oil Cooler Block Off ICT# 551083
	Header Core Hose Kit ICT# 551065		Spark Plug Wire Kit ICT# 551083
			Transmission Bolt Kit ICT# 551652
			Shifter Bolt Kit ICT# 551681

316-800-6959
www.icbillet.com
FREE SHIPPING


From brackets to full systems, we've got you covered. Have questions? Give us a call!

[pdf]

view LSC10 Truck 60 66 Chevrolet Vehicles Pick Your Swap Vehicle ICT BilletChevy 1960 LS Fitment Card 5ea15861 ef36 4786 9929 2cab4ffcd55bcdn shopify s files 1 0688 8259 6070 Chevy 2cab4ffcd55b v 1746091627 |||

LS Swap 1960-66 Chevy C10 Scan to view parts for this vehicle This vehicle has been 3D laser scanned and modeled by ICT Billet to ensure direct fitment with the below parts. A/C Brackets 508 ICT# **551474-3** Engine Mounts ICT# EM-LS-C101 Headers Speed Engineering # 25-1029 Flexplate ICT# 551356X ...

lang:en **score:19** filesize: 2.27 M page_count: 1 document date: 2025-04-15



[\[pdf\]](#) User Manual Accessories Catalog

Click to Download Our Catalog on Jan 14 2024 — manual tensioner 551617X 2 \$72.99 Truck spacing 3 Part Number Price Billet aluminum brackets place the factory New Cover February ictbillet pub LS Swap Kit and Parts ICT |||| |||| LS Drive Brackets LS Truck Alternator Power Steering Replacement Kits LS Swap Solutions LS Heavy Duty Alternator Kits Heavy Duty Alternator Relocation Bracket Replaces the large cast factory truck accessory bracket and re-uses your factory

LS Drive Brackets LS Truck Alternator Power Steering Replacement Kits LS Swap Solutions LS Heavy ... cing 551474-1 299.99 Sanden 508 for Camaro spacing 551474-2 299.99 Sanden 508 for truck spacing **551474-3** 299.99 Sanden 7176 for Camaro spacing 472LS0-2 299.99 Sanden 7176 for truck spacing 472...

lang:en score:19 filesize: 11.91 M page_count: 16 document date: 2024-02-15