

Manuals+

[Q & A](#) | [Deep Search](#) | [Upload](#)

manuals.plus /

- › [Ecolab](#) /
- › [ECOLAB Scout Flex Pak Pot and Pan Detergent User Manual](#)

Ecolab Scout Flex Pak (ASIN: B075ZHJ1PC)

ECOLAB Scout Flex Pak Pot and Pan Detergent User Manual

Model: Scout Flex Pak (ASIN: B075ZHJ1PC)

1. PRODUCT OVERVIEW

The ECOLAB Scout Flex Pak Pot and Pan Detergent is a highly concentrated liquid detergent designed for efficient and cost-effective cleaning of pots and pans. It is specifically formulated for use in commercial kitchen environments, particularly with 3-compartment sink washing methods.



Figure 1: ECOLAB Scout Flex Pak 2 Gallon Detergent Bag. This image shows the blue liquid detergent contained within a clear plastic bag, featuring a dispensing port and product label.

Key Features:

- Concentrated product with great grease cutting capabilities.
- Designed for ready-to-use dispensing systems.
- Aids in cost control at the sink for commercial operations.
- Ultra-concentrate formulation for extended use.
- Typically supplied as 2 bags per case, each containing 2 gallons.

2. SAFETY INFORMATION

Always read and understand the Safety Data Sheet (SDS) for this product before use. The SDS provides detailed information on safe handling, storage, and emergency procedures.



Figure 2: ECOLAB Scout Flex Pak Product Label. This image displays the product label, which includes usage directions, warnings, and ingredient information in multiple languages.

General Precautions:

- **KEEP OUT OF REACH OF CHILDREN.**
- Causes eye irritation.
- Harmful if swallowed.

First Aid Measures:

- **IF IN EYES:** Rinse cautiously with water for several minutes. Remove contact lenses, if present and easy to do. Continue rinsing. If eye irritation persists: Get medical advice/attention.
- **IF SWALLOWED:** Call a Poison Control Center or doctor if you feel unwell.

For emergency health information, contact 1-800-328-0026. If located outside the United States and Canada, call collect 1-651-222-5352.

3. SETUP

The Scout Flex Pak is designed for use with compatible Ecolab dispensing systems. Ensure your dispensing system is properly installed and maintained according to its specific instructions.

Dispenser Connection:

1. Locate the dispensing port on the Flex Pak bag.
2. Connect the Flex Pak bag to the appropriate inlet on your Ecolab dispensing unit. Follow the dispenser's instructions for secure connection to prevent leaks.
3. Ensure the bag is positioned correctly within the dispenser to allow for complete product evacuation.

4. OPERATING INSTRUCTIONS

This detergent is optimized for manual pot and pan washing, typically in a 3-compartment sink setup.

Recommended Use (3-Compartment Sink Method):

1. **Scrape:** Scrape food particles from pots and pans into a waste receptacle.
2. **Wash:** Fill the first compartment of your sink with hot water (approximately 110°F - 120°F / 43°C - 49°C). Dispense the ECOLAB Scout Flex Pak detergent into the water according to your dispensing system's recommended concentration. Submerge pots and pans and scrub thoroughly to remove all food residue and grease.
3. **Rinse:** Fill the second compartment with clean, hot water. Rinse all detergent solution from the pots and pans.
4. **Sanitize:** Fill the third compartment with an approved sanitizing solution (e.g., chlorine bleach solution or quaternary ammonium compound) at the correct concentration and temperature as per local health codes. Submerge pots and pans for the required contact time.
5. **Air Dry:** Remove items from the sanitizing solution and allow them to air dry completely on a clean draining rack. Do not towel dry.

Adjust detergent concentration as needed based on soil load and water hardness, always referring to your dispensing system's guidelines.

5. MAINTENANCE AND STORAGE

Storage:

- Store in a cool, dry place away from direct sunlight and extreme temperatures.
- Keep containers tightly closed when not in use.
- Do not store with food products.

Handling:

- Handle with care to avoid punctures or damage to the Flex Pak bag.

- Always wear appropriate personal protective equipment (PPE), such as gloves and eye protection, when handling the concentrated product.

6. TROUBLESHOOTING

Poor Cleaning Performance:

- Ensure correct detergent concentration is being dispensed. Check the dispensing system calibration.
- Verify water temperature is within the recommended range (110°F - 120°F).
- Pre-scrape pots and pans thoroughly to remove large food debris before washing.
- Check for excessive soil load; increase detergent concentration slightly if necessary, or pre-soak heavily soiled items.

Dispenser Not Functioning:

- Check if the Flex Pak bag is empty and replace if needed.
- Ensure the bag is properly connected to the dispensing unit.
- Refer to your specific Ecolab dispensing system's manual for troubleshooting dispenser issues.

7. SPECIFICATIONS

Attribute	Detail
Brand	Ecolab
Product Name	Scout Flex Pak Pot and Pan Detergent
Model/ASIN	B075ZHJ1PC
Item Form	Liquid
Scent	Scout
Material Feature	Concentrated
Package Size	2 Gallons per bag (2 bags per case)
Package Dimensions	16.1 x 14.6 x 2.6 inches (approximate, for one bag)
Weight (per bag)	2.2 Pounds (approximate)
Manufacturer	Ecolab
Date First Available	October 5, 2017

8. WARRANTY AND SUPPORT

For specific warranty information or technical support regarding the ECOLAB Scout Flex Pak Pot and Pan Detergent, please contact Ecolab directly. Contact details can typically be found on the product packaging or the official Ecolab website.

Ecolab Customer Service: 1-800-35-CLEAN (1-800-352-5326)

For emergency health information, contact 1-800-328-0026. If located outside the United States and Canada, call collect 1-651-222-5352.

9. LEGAL INFORMATION

Ingredients:

As per provided information: Laundry Detergent. (Note: This may be a generic placeholder or error in the source data, as the product is a pot and pan detergent. Refer to the product label for accurate and complete ingredient information.)

The product label also lists: Contains: Water, 7732-18-5; secondary alkane sulfonates, 68411-30-3; sodium chloride, 7647-14-5; sodium poly(oxyethylene) dodecyl ether sulfate, 9004-82-4; alkyl dimethyl amine oxide, 1643-20-5; propylene glycol, 57-55-6; oxirane, 2-methyl-, polymer with oxirane (poly(oxypropylene) ether), 9003-11-6; alkyl dimethyl amine oxide, 7059-20-7; sodium xylenesulfonate, 1300-72-7; colorant, 3844-45-9; colorant, 69011-11-0; limonene, 5989-27-5; fragrance, 8000-90-2.

Legal Disclaimer:

Statements regarding dietary supplements have not been evaluated by the FDA and are not intended to diagnose, treat, cure, or prevent any disease or health condition.

© 2024 Ecolab. All rights reserved. This manual is for informational purposes only.

Related Documents - Scout Flex Pak (ASIN: B075ZHJ1PC)



Scout™
USB Device Interface
INSTRUCTEUR MANUEL

INTERFAZ DE DISPOSITIVO USB
MANUAL DE INSTALACIÓN

Interface clif USB
MOSÉ O EMPLOY

USB-Gerätechnittstelle
BEDIENUNGSANLEITUNG

Interface Dispositivo USB
MANUAL DE INSTALACIÓN


USB 从设备接口
使用说明书

スコウトシリーズ
USB デバイス インターフェイス
取扱説明書


USB 장치 인터페이스
사용 설명서

Интерфейс USB устройства
руководство по эксплуатации


Instruction manual for the OHAUS USB Device Interface, enabling connection of Scout STX, SPX, SKX, and SJX balances to computers via USB. Covers installation, setup, software, output formats, and commands.



Explore Ecolab's comprehensive Lodging Program & Product Guide, featuring advanced cleaning, hygiene, and operational solutions for hotels. Discover products and programs for laundry, housekeeping, kitchen, water safety, and pest elimination designed to enhance guest satisfaction and optimize operations.




Comprehensive owner's handbook for the Drive Medical Scout mobility scooter, covering operation, safety, maintenance, troubleshooting, specifications, and warranty information.



Comprehensive owner's handbook for the Drive Scout portable mobility scooter, covering operation, safety, maintenance, troubleshooting, specifications, and warranty information.

[illegible]

Official release notes for SmartSDR for Windows version 3.8.20, detailing bug fixes, important release details, best practices for installation and upgrades, and known issues for FlexRadio FLEX-8000 and FLEX-6000 series radios and Maestro.



Technical specifications and installation notes for the HPC Fire Inspired Match Lit Fire Pit Insert with Flex Line, designed for commercial and residential outdoor use. Includes dimension charts, gas supply requirements, and safety guidelines.

