

Plantronics 210700-99

Plantronics BackBeat FIT 500 On-Ear Sport Headphones

Model: 210700-99 | Brand: Plantronics

INTRODUCTION

This manual provides detailed instructions for the setup, operation, and maintenance of your Plantronics BackBeat FIT 500 On-Ear Sport Headphones. Designed for active lifestyles, these wireless headphones feature sweat-resistant nano-coating technology by P2i, ensuring durability during sports and exercise. Please read this manual thoroughly to ensure proper use and to maximize the lifespan of your device.

PRODUCT OVERVIEW

The Plantronics BackBeat FIT 500 headphones are lightweight, on-ear wireless headphones engineered for comfort and performance. They offer robust audio quality and intuitive controls for managing music and calls.





Figure 1: Front view of the Plantronics BackBeat FIT 500 headphones, showcasing their sleek black design and on-ear form factor.



Figure 2: Rear view of the headphones, highlighting the adjustable headband and earcups.



Figure 3: The headphones with visible water droplets, demonstrating their sweat-resistant P2i nano-coating technology.



Figure 4: A detailed view of the controls located on the earcup, including volume adjustments and playback buttons.



Figure 5: An individual wearing the BackBeat FIT 500 headphones during a workout, illustrating their intended use for sports and exercise.

Components

- On-Ear Headphones
- Micro-USB Charging Cable
- 3.5mm Audio Cable (for wired connection, if applicable)

Controls

The headphones feature intuitive controls on the earcups for easy access to functions:

- **Power Button:** Powers the headphones on/off and initiates Bluetooth pairing.
- **Volume Controls:** Adjusts audio volume up or down.
- **Multi-function Button:** Controls music playback (play/pause, skip tracks) and call management (answer/end calls).

SETUP

Charging the Headphones

Before first use, fully charge your headphones. A full charge provides up to 16 hours of talk time or music playback.

1. Locate the micro-USB charging port on the earcup.
2. Connect the micro-USB end of the charging cable to the headphone port.
3. Connect the USB-A end of the charging cable to a USB wall charger or a powered USB port on a computer.
4. The LED indicator will show charging status and turn off or change color when fully charged.

Bluetooth Pairing

To connect your headphones to a device via Bluetooth:

1. Ensure the headphones are powered off.
2. Press and hold the Power button until the LED indicator flashes red and blue, indicating pairing mode.
3. On your device (smartphone, tablet, laptop), enable Bluetooth and search for available devices.
4. Select "Plantronics BackBeat FIT 500" from the list of found devices.
5. Once paired, the LED indicator on the headphones will stop flashing and remain solid blue or off, depending on the model. A voice prompt may confirm the connection.

OPERATING INSTRUCTIONS

Power On/Off

- **To Power On:** Press and hold the Power button for approximately 2 seconds until you hear an audible prompt or see the LED indicator light up.
- **To Power Off:** Press and hold the Power button for approximately 4 seconds until you hear an audible prompt or the LED indicator turns off.

Music Playback

- **Play/Pause:** Press the Multi-function button once.
- **Next Track:** Double-press the Multi-function button.
- **Previous Track:** Triple-press the Multi-function button.

Call Management

- **Answer/End Call:** Press the Multi-function button once during an incoming call or active call.
- **Reject Call:** Press and hold the Multi-function button for 2 seconds during an incoming call.
- **Redial Last Number:** Double-press the Multi-function button when no call is active.

Volume Control

- **Increase Volume:** Press the Volume Up button.
- **Decrease Volume:** Press the Volume Down button.

MAINTENANCE

Cleaning

The Plantronics BackBeat FIT 500 headphones feature a sweat-resistant P2i nano-coating. To maintain their condition:

- Wipe the headphones with a soft, damp cloth after each use, especially after intense workouts.
- Do not use abrasive cleaners, solvents, or harsh chemicals.
- Ensure the charging port cover is securely closed to prevent moisture ingress.

Storage

- Store the headphones in a cool, dry place away from direct sunlight and extreme temperatures.
- Avoid storing with heavy objects on top that could deform the headband or earcups.
- If storing for an extended period, charge the battery periodically to maintain its health.

TROUBLESHOOTING

If you encounter issues with your Plantronics BackBeat FIT 500 headphones, refer to the following common solutions:

Problem	Possible Solution
Headphones do not power on.	Ensure the battery is charged. Connect to a power source and allow a few minutes for charging before attempting to power on again.

Problem	Possible Solution
Cannot pair with device.	Ensure headphones are in pairing mode (flashing red/blue LED). Turn off and on Bluetooth on your device. Delete previous pairings from your device's Bluetooth list and try pairing again. Ensure headphones are within range.
No sound or poor sound quality.	Check volume levels on both headphones and connected device. Ensure headphones are properly paired. Try moving closer to the connected device to avoid interference. Test with a different audio source or device.
Headphones disconnect frequently.	Ensure no physical obstructions or strong Wi-Fi signals are interfering with the Bluetooth connection. Keep the connected device within the recommended range.

If the issue persists, please refer to the official Plantronics support website for further assistance.

SPECIFICATIONS





Feature	Detail
Model Name	210700-99
Connectivity Technology	Wireless (Bluetooth 5.0)
Ear Placement	On Ear
Material	Plastic, Fabric or Synthetic Leather
Specific Uses For Product	Sports and Exercise
Compatible Devices	Smartphones, Tablets, Laptops, Desktops, Smart Speakers, Televisions
Item Weight	5.4 ounces (153 grams)
Water Resistance Level	Water Resistant (P2i Nano-coating)
Frequency Range	20 Hz - 20,000 Hz
Battery Life	Up to 16 Hours
Audio Driver Type	Dynamic Driver
Noise Control	Sound Isolation
Product Dimensions	8 x 8 x 2 inches
Manufacturer	Plantronics
UPC	017229161474

WARRANTY AND SUPPORT

Your Plantronics BackBeat FIT 500 headphones are manufactured by Plantronics. For detailed warranty information, product registration, and technical support, please visit the official Plantronics website. Keep your proof of purchase for warranty claims.

Online Support: www.plantronics.com

Related Documents

<div><p>Headset pairing guide</p><p>When you pair a Bluetooth headset, you are pairing it with your mobile device.</p><p>Plantronics has the model of your Plantronics Bluetooth headset. You can find the model number on the inside of the earcup.</p><p>All recent Plantronics Bluetooth headsets are compatible with all Bluetooth-enabled mobile devices. However, some older mobile devices may not be compatible with all Plantronics Bluetooth headsets. For more information, visit www.plantronics.com.</p><p>For more information, visit www.plantronics.com.</p><p>Examples:</p><ul style="list-style-type: none">Plantronics BackBeat FIT 500Plantronics BackBeat FIT 6100Plantronics BackBeat FIT 3100Plantronics BackBeat PRO 2Plantronics BackBeat PRO 2 Special Edition</div>	<p>Plantronics Bluetooth Headset Pairing Guide</p> <p>Learn how to pair your Plantronics Bluetooth headset with your mobile device. This guide covers various Plantronics headset models and provides step-by-step instructions for successful Bluetooth pairing.</p>
<div></div>	<p>Plantronics BackBeat FIT 6100 User Guide</p> <p>User guide for Plantronics BackBeat FIT 6100 wireless headphones, covering setup, pairing, features, and support.</p>
<div><p>BackBeat FIT 3100</p><p>Discover your earbuds</p></div>	<p>Plantronics BackBeat FIT 3100 True Wireless Sport Earbuds</p> <p>Discover the Plantronics BackBeat FIT 3100, true wireless sport earbuds designed for outdoor activities. Featuring Always Aware eartips for safety, secure-fit earloops for comfort, and IP57 sweatproof and waterproof rating. Enjoy up to 5 hours of listening time with an additional 10 hours from the charging case.</p>
<div><p>BackBeat PRO 2</p><p>BackBeat PRO 2 Special Edition</p><p>User Guide</p></div>	<p>Plantronics BackBeat PRO 2 User Guide: Setup, Features, and Pairing</p> <p>User guide for Plantronics BackBeat PRO 2 and BackBeat PRO 2 Special Edition headphones. Learn about setup, Bluetooth pairing, NFC, call management, ANC, sensors, and the Plantronics HUB app.</p>