

## Hugo Boss 1513543

# Hugo Boss Men's Companion 42mm Quartz Chronograph Watch Model 1513543 User Manual

Model: 1513543

## INTRODUCTION

This manual provides comprehensive instructions for the operation, maintenance, and care of your Hugo Boss Men's Companion 42mm Quartz Chronograph Watch. Please read this manual carefully to ensure proper use and to maximize the lifespan of your timepiece. Keep this manual for future reference.

## PRODUCT OVERVIEW

The Hugo Boss Companion watch is a sophisticated quartz chronograph designed for precision and style. It features a durable stainless steel case, a comfortable leather strap, and a multi-function dial.



**Figure 1:** Front view of the Hugo Boss Companion watch, showcasing the black dial, chronograph sub-dials, and leather strap.



**Figure 2:** Side view of the Hugo Boss Companion watch, highlighting the crown and chronograph pushers.



**Figure 3:** Back view of the Hugo Boss Companion watch, showing the stainless steel case back with water resistance markings.

## Components:

- **Crown:** Used for setting time and date.
- **Pushers (A & B):** Used to operate the chronograph functions.
- **Main Dial:** Displays hours, minutes, and chronograph seconds.
- **Sub-dials:** Typically include a 24-hour indicator, chronograph minutes, and small running seconds.
- **Leather Strap:** Provides a secure and comfortable fit.

## SETUP

### Setting the Time:

1. Pull the crown out to position 2 (the outermost position).
2. Rotate the crown clockwise or counter-clockwise to set the hour and minute hands to the correct

time.

3. Once the time is set, push the crown back into position 0 (normal operating position).

### Setting the Date (if applicable):

This model does not feature a date display.

## OPERATING THE CHRONOGRAPH

---

The chronograph function allows for precise measurement of elapsed time.

1. **Start:** Press pusher A (top pusher) to start the chronograph. The large second hand and chronograph sub-dials will begin to move.
2. **Stop:** Press pusher A again to stop the chronograph. The elapsed time will be displayed on the main second hand and the chronograph minute sub-dial.
3. **Reset:** After stopping the chronograph, press pusher B (bottom pusher) to reset all chronograph hands to their zero positions.
4. **Split Time (if applicable):** This model does not feature a split-time function.

### Sub-dial Functions:

- **Sub-dial at 3 o'clock:** 24-hour indicator, synchronized with the main time.
- **Sub-dial at 6 o'clock:** Small running seconds hand for the main time display.
- **Sub-dial at 9 o'clock:** Chronograph minute counter (up to 30 minutes).

## MAINTENANCE

---

### Water Resistance:

Your Hugo Boss Companion watch is water resistant up to 5 ATM (50 meters / 165 feet). This means it is suitable for short periods of recreational swimming, but it is **not** suitable for diving, snorkeling, or prolonged water exposure. Avoid operating the crown or pushers when the watch is wet or submerged, as this can compromise the water resistance.

### Cleaning:

To clean your watch, wipe the case and crystal with a soft, dry cloth. For the leather strap, use a slightly damp cloth and mild soap if necessary, then wipe dry immediately. Avoid harsh chemicals or abrasive materials.

### Battery Replacement:

The watch is powered by a quartz movement, which requires a battery. When the battery is low, the second hand may jump in 2-second intervals. Battery replacement should be performed by a qualified watch technician to ensure proper sealing and water resistance.

## TROUBLESHOOTING

---

- **Watch not running:** Check if the crown is fully pushed in. If it is, the battery may need replacement.

- **Incorrect time:** Reset the time as described in the 'Setting the Time' section.
- **Chronograph hands not resetting to zero:** This may indicate a need for calibration or service. Consult a qualified technician.

For issues not listed here, please contact customer support.

## SPECIFICATIONS

Brand	Hugo Boss
Model Number	1513543 (Product Model Number: 2790399)
Movement	Quartz
Case Material	Stainless Steel
Case Diameter	42mm
Band Material	Leather
Dial Color	Black
Crystal	Mineral
Water Resistance	5 ATM (50 meters / 165 feet)
Product Dimensions	9 x 12.2 x 12 cm; 57 g
Battery	1 Lithium Ion battery (included)

## WARRANTY AND SUPPORT

Your Hugo Boss watch is covered by a manufacturer's warranty against defects in materials and workmanship. Please refer to the warranty card included with your purchase for specific terms and conditions. For technical support, service, or warranty claims, please contact your authorized Hugo Boss retailer or visit the official Hugo Boss website for customer service information.




## PACKAGING




The Hugo Boss Companion watch comes in a distinctive and protective packaging.



**Figure 4:** The Hugo Boss watch box, designed to protect and present the timepiece.

## Related Documents - 1513543

	<p><a href="#">Hugo Boss Watch Care and Operating Instructions Guide</a></p> <p>This guide provides comprehensive care, maintenance, and operating instructions for Hugo Boss watches, covering BOSS BLACK and BOSS Orange collections, including analog, digital, chronograph, and automatic models.</p>
	<p><a href="#">Hugo Boss Watches Operating Instructions, Care, Warranty, and Service Information</a></p> <p>Comprehensive guide to Hugo Boss watches, covering operating instructions for various models, care and maintenance tips, warranty details, and service information.</p>
	<p><a href="#">HUGO BOSS Men's Size Chart</a></p> <p>A comprehensive size chart for HUGO BOSS men's apparel, including shirts, t-shirts, polos, sweaters, cardigans, sweatshirts, jackets, suits, trousers, jeans, socks, and footwear. The chart provides conversions across various international sizing systems.</p>

	<p><a href="#">BOSS Watch Operating Instructions Manual</a></p> <p>Comprehensive operating instructions for BOSS BLACK and BOSS ORANGE watches, covering simple, multi-function, chronograph, automatic, digital, and analog models with features like date, day, moon phase, and various chronograph functions.</p>
	<p><a href="#">Hugo Boss Watch Care and Operating Instructions Guide</a></p> <p>This guide provides comprehensive care, maintenance, and operating instructions for Hugo Boss watches, covering BOSS BLACK and BOSS Orange collections, including analog, digital, chronograph, and automatic models.</p>
	<p><a href="#">Hugo Boss Watches Operating Instructions, Care, Warranty, and Service Information</a></p> <p>Comprehensive guide to Hugo Boss watches, covering operating instructions for various models, care and maintenance tips, warranty details, and service information.</p>