

WMF 1876786040

WMF Multi-Chopper Instruction Manual

Model: 1876786040

1. INTRODUCTION

Thank you for choosing the WMF Multi-Chopper. This manual provides essential information for the safe and effective use of your new kitchen appliance. Please read these instructions carefully before first use and keep them for future reference.

The WMF Multi-Chopper is designed for quickly chopping and mincing various ingredients such as fruits, vegetables, nuts, and herbs. Its manual operation ensures precise control over the chopping consistency.



Image 1.1: The WMF Multi-Chopper, featuring a transparent container and black lid with a pull mechanism.

2. SAFETY INSTRUCTIONS

- **Sharp Blades:** The chopper contains very sharp blades. Always handle the blade assembly with extreme care to prevent injury. Keep fingers away from the blades during assembly, disassembly, and cleaning.
- **Children:** Keep the appliance and its components out of reach of children. This is not a toy.
- **Proper Use:** Use the multi-chopper only for its intended purpose of chopping food. Do not attempt to chop hard items like ice, coffee beans, or bones, as this can damage the blades and mechanism.
- **Stable Surface:** Always operate the chopper on a stable, flat, and dry surface.
- **Overfilling:** Do not overfill the container. This can hinder proper operation and may damage the appliance.
- **Inspection:** Before each use, inspect the components for any damage. Do not use if any part is cracked, broken, or if the blades are bent or dull.
- **Cleaning:** Refer to the cleaning instructions before washing. Always disassemble the unit before cleaning.

3. PRODUCT COMPONENTS

The WMF Multi-Chopper consists of several key parts designed for efficient and safe operation.

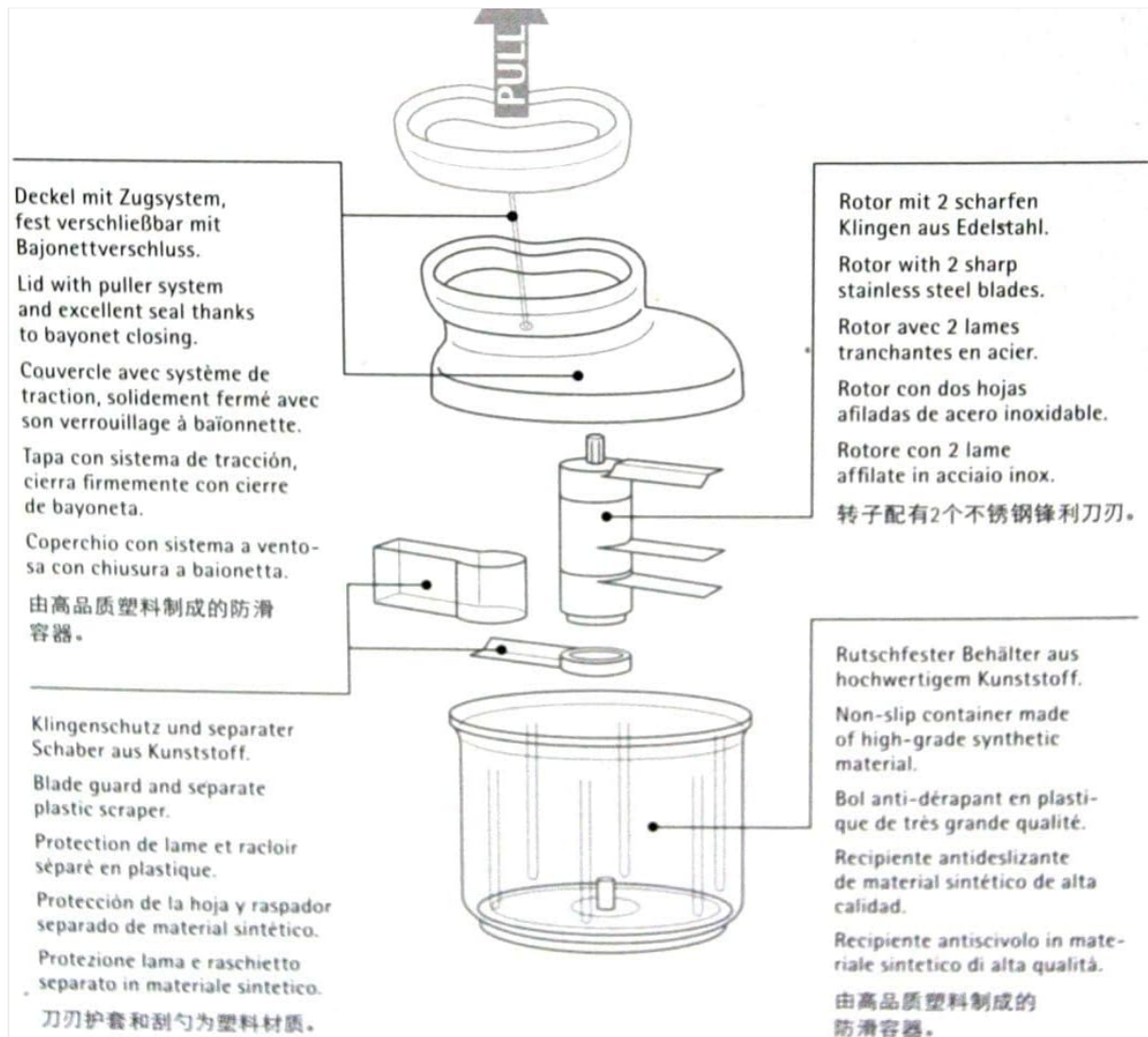


Image 3.1: Exploded view showing the individual components of the WMF Multi-Chopper.

1. **Lid with Pull System:** Features a bayonet closing mechanism for a secure seal and an integrated pull cord for manual operation.
2. **Rotor with Sharp Stainless Steel Blades:** The central chopping element with two sharp blades for efficient cutting.
3. **Blade Guard:** A protective cover for the blades when not in use.
4. **Plastic Scraper:** For safely removing chopped food from the container and blades.
5. **Non-slip Container:** A transparent, high-grade plastic container with a non-slip base for stability during use.




Image 3.2: Close-up view of the sharp stainless steel blades on the rotor.

4. SETUP

Before first use, wash all parts that come into contact with food. Ensure all components are completely dry before assembly.

1. **Place the Container:** Position the transparent container on a stable, flat surface.
2. **Insert Blades:** Carefully remove the blade guard from the rotor. Hold the rotor by its top plastic part and carefully place it onto the central pin inside the container. Ensure it sits securely.
3. **Add Ingredients:** Place your desired ingredients into the container around the blade assembly. Do not fill above the maximum fill line (if indicated) or to the very top, leaving enough space for the lid and blades to move freely.
4. **Attach Lid:** Place the lid onto the container, aligning the tabs on the lid with the grooves on the container. Twist the lid clockwise until it locks securely into place with the bayonet closing mechanism. Ensure the lid is fully sealed before proceeding.

5. OPERATING INSTRUCTIONS

The WMF Multi-Chopper operates manually using a pull-cord mechanism.



Multihacker Multi-chopper

/ Für Obst, Gemüse,
Nüsse und Kräuter
/ Zerkleinert in Sekunden
/ Schnell, einfach, sicher

/ For fruit, vegetables
nuts and herbs
/ Chops in seconds
/ Fast, simple, safe



Image 5.1: The WMF Multi-Chopper effectively chopping onions, demonstrating its use for various ingredients.

1. **Secure the Chopper:** Hold the lid firmly with one hand on the countertop to prevent movement.
2. **Pull the Cord:** With your other hand, grasp the pull handle on the lid. Pull the cord horizontally and quickly away from the body. The blades will rotate, chopping the ingredients.
3. **Repeat:** Release the cord, allowing it to retract. Repeat the pulling motion until your desired chopping consistency is achieved. The more times you pull, the finer the chop.
4. **Check Consistency:** To check the consistency, carefully unlock and remove the lid. Use the plastic scraper to push down any ingredients stuck to the sides of the container or blades.
5. **Remove Chopped Food:** Once chopping is complete, carefully remove the lid, then carefully lift out the blade assembly by its central plastic shaft. Use the scraper to remove chopped food from the container.

6. CLEANING AND MAINTENANCE

Proper cleaning and maintenance will extend the life of your WMF Multi-Chopper.

- **Disassembly:** Always disassemble the chopper completely before cleaning.
- **Hand Wash Only:** The lid and rotor (with blades) should be washed by hand. Use warm, soapy water and a soft brush to clean the blades carefully. Rinse thoroughly and dry immediately to prevent rust.
- **Dishwasher Safe Container:** The transparent container is dishwasher safe. However, for best longevity, hand washing is also recommended.
- **Drying:** Ensure all parts are completely dry before reassembling or storing to prevent moisture buildup and potential damage.
- **Storage:** Store the chopper in a dry place. Always use the blade guard when storing the blade assembly to protect the blades and prevent accidental injury.

7. TROUBLESHOOTING

If you encounter issues with your WMF Multi-Chopper, refer to the following common solutions:

- **Blades Not Rotating:**
 - Ensure the lid is securely locked onto the container.
 - Check if the blade assembly is correctly seated on the central pin.
 - Reduce the amount of ingredients in the container; it might be overfilled.
 - Ensure ingredients are cut into smaller, manageable pieces before placing them in the chopper.
- **Cord Not Retracting:**
 - Gently pull the cord out a short distance and release it to encourage retraction.
 - Check for any food particles or debris obstructing the cord mechanism in the lid. Clean if necessary.
- **Uneven Chopping:**
 - Ensure ingredients are evenly distributed around the blades.
 - Use the scraper to push down ingredients from the sides between pulls.
 - Adjust the number of pulls to achieve desired consistency.

8. SPECIFICATIONS

Feature	Detail
Brand	WMF
Model Number	1876786040
Material	Plastic (Container, Lid), Stainless Steel (Blades)
Color	Transparent (Container), Black (Lid)
Product Dimensions	5.51"L x 4.72"W x 5.51"H
Item Weight	1.26 pounds (0.57 Kilograms)
Operation Mode	Manual









Image 8.1: Product dimensions of the WMF Multi-Chopper.

9. WARRANTY AND SUPPORT

WMF products are manufactured to high-quality standards. For specific warranty information, please refer to the warranty card included with your purchase or visit the official WMF website.

For customer support, spare parts, or further inquiries, please contact WMF customer service through their official channels. Keep your proof of purchase and model number (1876786040) ready when contacting support.

Manufacturer: WMF Group GmbH

	<p>WMF Multihacker: Instructions for Use, Care, and Safety</p> <p>User manual for the WMF Multihacker, providing detailed instructions on safe operation, usage tips, cleaning procedures, and storage guidelines for this versatile kitchen appliance. Includes multilingual guidance.</p>
	<p>WMF Lineo Stick Blender 4-in-1 Operating Instructions</p> <p>User manual for the WMF Lineo Stick Blender 4-in-1, covering safety, assembly, operation of blender, chopper, milk frother, and whisk, plus cleaning and technical specifications. Find detailed guidance for optimal use and maintenance.</p>
	<p>WMF 5000S+ Operating and Cleaning Instructions</p> <p>Comprehensive operating and cleaning instructions for the WMF 5000S+ coffee machine, covering daily maintenance, system cleaning, milk system care, and hopper management.</p>
	<p>WMF KITCHENminis Snack To Go Food Dehydrator Recipes</p> <p>Discover delicious and healthy homemade snack recipes for your WMF KITCHENminis Snack To Go food dehydrator, including kale chips, fruit rolls, beef jerky, granola, and more.</p>
	<p>WMF Lono Crêperie Operating Manual</p> <p>Comprehensive operating manual for the WMF Lono Crêperie, covering safety instructions, setup, usage, cleaning, and care for making sweet and savory crepes. Includes technical specifications and basic recipe.</p>
	<p>WMF 1400 USA Ersatzteilliste - Ersatzteile für Kaffeemaschinen</p> <p>Umfassende Ersatzteilliste für die WMF 1400 USA Kaffeemaschine. Finden Sie detaillierte Informationen zu allen Ersatzteilen und Komponenten für Wartung und Reparatur.</p>

Declaration of Compliance

22.10.2018

for articles made of plastic and metal intended to come into contact with food

Hereby we confirm that our product

Item name: Multi-Chopper
Item No.: 18.7678.6040

complies with the legal regulations laid down in the German Commodity Ordinance for the respective regulations laid down in the European Regulations on Plastic materials as well as Regulation (EC) No. 1825/2011, the Regulation (EC) No. 1831/2003, in particular Article 3, 11, 13, 15 and 17 and the Regulation (EC) No. 1831/2003, in the relevant version.

Description (material(s)/article name):

Multi-chopper consists of transparent container of styrene-acrylonitrile (SAN). Block lid of acrylonitrile-butadiene-styrene (ABS). Block inner parts of polyoxymethylene (POM). Block made of black steel. Cover and pin made of stainless steel.

When used as specified, the overall migration as well as the specific migration do not exceed the legal limits. The migration of metal ions does not exceed the (EU-specific) Maximum Limits according to Council of Europe Regulation (CEN) EN 120138 on metals and alloys used in food contact materials and articles (effective 2013 - 1st Edition). The tests are performed according to articles 17 and 18 of Regulation (EU) No. 1825/2011 in conjunction with Annex II and V, respectively, according to the Technical guide on metals and alloys used in food contact materials and articles.

The materials and our materials used comply with the German Commodity Ordinance for the respective regulations laid down in European Regulations on Plastic materials as well as the Regulation (EC) No. 1825/2004 and the Regulation (EU) No. 1825/2011, respectively according to the latest version. In the context of the quality assurance measures, there was not found any indication of an incorrect utilization of substances evaluated.

The following substances, subject to limitations and/or specification are used in the above mentioned product:

name of substance/ CAS-No. (limitation)	material
acrylonitrile (SAN; MDI < 0.01 mg/kg)	acrylonitrile-butadiene-styrene (ABS)
butadiene (SAN; MDI < 0.01 mg/kg)	acrylonitrile-butadiene-styrene (ABS)
formaldehyde (SAN; MDI: 15 mg/kg)	polyoxymethylene/polycarbonate (POM)
acrylonitrile (SAN; MDI < 0.01 mg/kg)	styrene-acrylonitrile (SAN)

Specification of the intended use or limitations:

- Type(s) of food intended to come into contact with the material:
all types of food (except acidic food)
- Intended duration and time period of treatment and storage while in contact with the food:
repeated short-term contact at room temperature

Seite 1 von 1

[\[pdf\]](#) Decleration of Conformity

WMF 1876786040 EN 20181022 Multi Chopper NF Declarations of Compliance for food contact wmf media upload konformitaetserklaerung en |||

WMF Group Declaration of Compliance 22.10.2018 for articles made of plastic and metal intended to come into contact with food Hereby we confirm that our product Item name: Multi-Chopper Item No.: 18.7678.6040 complies with the legal regulations laid down in the German Commodity Ordinance or the... lang:en **score:21** filesize: 121.79 K page_count: 3 document date: 2018-10-22

Konformitätserklärung

22.10.2018

Für Gegenstände aus Kunststoff und Metall, die für den Lebensmittelkontakt bestimmt sind

Hiermit wird erklärt, dass das Produkt:

Art.-Bezeichnung: Multihacker
Art.-Nr.: 18.7678.6040

den rechtlichen Vorschriften der Bedarfsgegenstandsverordnung, der Verordnung (EG) Nr. 1825/2011, der Verordnung (EG) Nr. 1831/2004, insbesondere Art. 3, Art. 11 Abs. 5, Art. 15 und Art. 17 sowie der Verordnung (EU) Nr. 2022/2020 in ihrer jeweils geltenden Fassung entspricht.

Beschreibung (Material(e)/Artikelname):

Multihacker besteht aus: Transparenter Behälter aus Styrol-Acrylnitril (SAN); schwarzer Deckel aus Acrylnitril-Butadien-Styrol (ABS); schwarzer Grundausschuss aus Polyoxymethylen (POM); Klinge aus Elfenbeinholz; Schrauben und Stiftschraube Edelstahl.

Die Gesamtmigration sowie die spezifischen Migrationen liegen bei bestimmungsgemäßer Verwendung unter den gesetzlichen Grenzwerten der Übergang von Metallen unter den spezifischen Abgabegrenzwerten (Specific Release Limits - SRL) gemäß der Leitlinie des Europäischen für Metalle und Legierungen (Council of Europe Regulation CEN) EN 120138 an Metalle und Alloys used in food contact materials and articles, Stand: 2013 - 1st Edition). Die Prüfungen erfolgen auf Basis der Artikel 17 und 18 in Verbindung mit Anhang II und V der Verordnung (EG) Nr. 1825/2011 bzw. nach den Vorgaben des „Technical guide on metals and alloys used in food contact materials and articles“.

Die eingesetzten Materialien und Rohstoffe entsprechen der Bedarfsgegenstandsverordnung, der Verordnung (EG) Nr. 1825/2011 und der EU-Kunststoff-Verordnung (EU) (EG) Nr. 1825/2011. Die Rohstoffe kommen im Rahmen der durchgeführten qualifizierenden Maßnahmen keine Hinweise auf eine unangemessene Verwendung bestimmter Stoffe festgestellt werden.

Folgende Stoffe mit Beschränkung und/oder Spezifikation werden in dem o. g. Produkt eingesetzt:

Stoffbezeichnung/ CAS-Nr. (Beschränkung)	im Werkstoff
Acrylnitril (SAN; MDI < 0.01 mg/kg)	Acrylnitril-Butadien-Styrol (ABS)
Butadien (SAN; MDI < 0.01 mg/kg)	Acrylnitril-Butadien-Styrol (ABS)
Formaldehyd (SAN; MDI: 15 mg/kg)	Polyoxymethylen/Polyacetal (POM)
Acrylnitril (SAN; MDI < 0.01 mg/kg)	Styrol-Acrylnitril (SAN)

Spezifikation zum vorgesehenen Verwendungszweck oder Einschränkungen:

- Art/Arten von Lebensmitteln, die mit dem Material in Berührung kommen (eiförmig):
alle Arten von Lebensmitteln (einschließlich, sauer, fettig)
- Bestimmungsgemäße Dauer- und Temperatur der Behandlung und Lagerung bei Kontakt mit dem Lebensmittel:

Seite 1 von 2

[\[pdf\]](#)

WMF 1876786040 DE 20181022 Multihacker NF Konformitätserklärungen für Lebensmittelkontakt wmf media upload konformitaetserklaerung de |||

WMF Group Konformitätserklärung 22.10.2018 für Gegenstände aus Kunststoff und Metall, die für den Lebensmittelkontakt bestimmt sind Hiermit wird erklärt, dass das Produkt: Art.-Bezeichnung: Multihacker Art.-Nr.: 18.7678.6040 den rechtlichen Vorschriften der Bedarfsgegenstandsverordnung, der Verordnung ... lang:de **score:21** filesize: 121.78 K page_count: 2 document date: 2018-10-22