

WamGra DY28PLUS

WamGra Alarm Clock Bluetooth Speaker Night Light User Manual

Model: DY28PLUS | Brand: WamGra

PRODUCT OVERVIEW

The WamGra DY28PLUS is a versatile device combining an alarm clock, Bluetooth speaker, and multi-color night light. Designed for convenience and functionality, it offers various features for daily use, relaxation, and entertainment.



Image: The main unit of the WamGra Alarm Clock Bluetooth Speaker Night Light, showcasing its compact, square design and glowing multi-color light.

## WHAT'S IN THE BOX

- Bluetooth Speaker Night Light Alarm Clock ×1
- User Manual × 1
- USB C Charging Cable × 1 (NOTE: USB C wall charger not included.)
- 3.5mm AUX Cable × 1
- Tailor-made Drawstring Mesh Bag ×1

# Exquisite Package



Image: The product box, mesh bag, charging cable, and AUX cable, illustrating the complete package contents.

## PRODUCT FEATURES

### Multifunctional Design

This device integrates a touch-control table lamp, a Bluetooth 4.0 Hifi speaker, a digital alarm clock, a wireless music player, and a hands-free speakerphone. It serves multiple purposes, making it a versatile addition to any room or activity.

### Colorful Night Light

Features 48 colors of LED lights with touch activation. Users can control brightness, color, and power on/off by touching the mesh part at the top. It offers dimmable warm light and color-changing RGB options to create various moods.



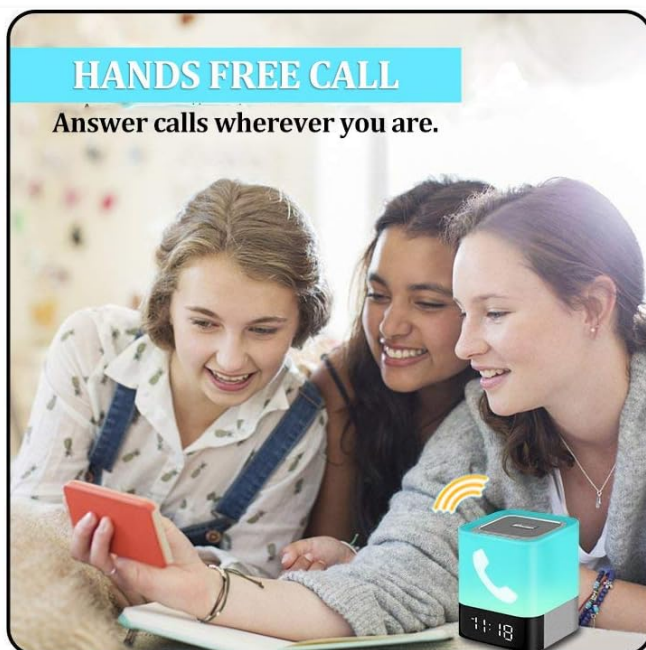




Image: A collage demonstrating the product's versatility, including Bluetooth connectivity, hands-free calling, suitability for outdoor activities, and its function as a night light with adjustable brightness.

## Digital Alarm Clock

Includes a calendar, alarm, and sleep mode. Users can set their favorite music as the alarm sound by inserting a Micro SD Card or USB Flash Drive. The clock display is clear and easy to read.



# Time to get up!



Want your favorite music to wake you up?  
Simply create a folder which is renamed to "ALARM" in your micro SD card!

Image: A visual representation of the alarm clock function, showing music notes emanating from the device and a child happily waking up.

## Extended Battery Life & Portability

Equipped with a large-capacity rechargeable battery, allowing for long playing and lighting times. It can be quickly charged via the included USB-C cable. The device comes with a tailor-made mesh bag, making it easy to carry for outdoor activities like picnics, camping, hiking, beach trips, and parties.



## Tailor-made Mesh Bag Excellent for Outdoor Activities

- Picnic
- Camping
- Hiking
- Party



Image: A young girl holding the speaker in its mesh bag, highlighting its portability for outdoor use.

### Multiple Music Playback Options

Supports music playback via Bluetooth, Micro SD card input, AUX input, and USB Flash Drive. This provides flexible options for enjoying high-quality stereo music.

## Bluetooth Mode

Connect your phone with Bluetooth and play music.



## AUX-IN-STEREO

Play Music through Bluetooth or with a 3.5mm audio cable from these compatible devices.



Card



Image: A diagram illustrating the various connectivity options including Bluetooth, AUX-in, Micro SD card, and USB host for music playback and hands-free calls.

## SETUP GUIDE

### Initial Charge

Before first use, fully charge the device using the provided USB C charging cable. Connect the cable to the USB-C port on the back of the unit and a compatible USB wall charger (not included) or computer USB port. The charging time is approximately 10 hours for a full charge.

### Power On/Off

Locate the ON/OFF switch on the back of the unit. Slide the switch to the "ON" position to power on the device. Slide it to "OFF" to power it down.

## OPERATING INSTRUCTIONS

---

### Light Control

The light function is controlled by touching the metal mesh area on the top of the speaker.

- **Turn On/Off:** Lightly tap the mesh to turn the light on or off.
- **Adjust Warm Light Brightness:** In warm light mode, tap the mesh to cycle through 3 levels of brightness (low, medium, high).
- **Change Colors:** In color-changing mode, tap the mesh to cycle through 48 different RGB colors.
- **Breathing Light Mode:** Some modes may feature a "breathing" effect where colors fade in and out.
- **Music Light Mode:** The light can synchronize with music playback, changing colors or patterns to the rhythm.

Your browser does not support the video tag.

Video: Demonstration of the WamGra Night Light Bluetooth Speaker's various light modes and touch control. This video showcases the color-changing capabilities and how to interact with the light function.

### Clock and Alarm Settings

Refer to the included User Manual for detailed steps on setting the time, date, and alarm. The device supports setting a custom alarm sound using music from a Micro SD Card or USB Flash Drive.

- **Setting Time/Date:** Typically involves holding the "MODE" button and using volume/track buttons to adjust values.
- **Setting Alarm:** Access alarm mode via the "MODE" button and follow prompts to set alarm time and sound source.
- **Sleep Mode:** The clock display may turn off after a period of inactivity to save power, but will remain on if plugged in.

### Bluetooth Speaker Function

The device can connect wirelessly to your smartphone, tablet, or other Bluetooth-enabled devices for audio playback and hands-free calls.

1. **Enter Bluetooth Mode:** Press the "MODE" button until "BLUE" appears on the display. A voice prompt will indicate "Bluetooth Mode."
2. **Pairing:** On your device, enable Bluetooth and search for "DY28 Plus" (or similar name). Select it to pair. A voice prompt will confirm "Bluetooth Connected."
3. **Music Playback:** Once connected, play music from your device. Use the speaker's control buttons (Play/Pause, Next/Previous Track, Volume Up/Down) or your connected device to manage playback.
4. **Hands-Free Calls:** When a call comes in, press the Play/Pause button to answer. Press again to end the call.

Your browser does not support the video tag.

Video: A demonstration of the WamGra Alarm Clock Bluetooth Speaker's Bluetooth connectivity and music playback features. This video highlights the ease of pairing and audio control.

### Other Playback Modes (Micro SD, USB, AUX)

Insert a Micro SD card or USB Flash Drive into the corresponding slots on the back of the unit. The device will automatically switch to the appropriate playback mode. For AUX input, connect your audio device using the 3.5mm AUX cable.

## MAINTENANCE

---



- **Cleaning:** Use a soft, dry cloth to clean the surface of the device. Do not use abrasive cleaners or solvents.
- **Storage:** Store the device in a cool, dry place away from direct sunlight and extreme temperatures.
- **Battery Care:** To prolong battery life, avoid fully discharging the battery frequently. Charge it regularly, even if not in use for extended periods.

## TROUBLESHOOTING

Problem	Possible Cause	Solution
Device does not power on.	Low battery; Power switch is OFF.	Charge the device fully; Slide the power switch to ON.
Bluetooth not connecting.	Device not in Bluetooth mode; Out of range; Already connected to another device.	Press MODE button to enter Bluetooth mode; Move device closer to speaker (within 10 meters); Disconnect from other devices.
No sound from speaker.	Volume too low; Incorrect mode selected; Audio source issue.	Increase volume on speaker and connected device; Ensure correct mode (Bluetooth, AUX, USB/SD) is selected; Check audio source playback.
Light not responding to touch.	Incorrect touch area; Device malfunction.	Ensure you are touching the metal mesh area on top; Try restarting the device.

## SPECIFICATIONS

**Model Name:** WamGra DY28

**Material:** Plastic, Metal

**Product Dimensions:** 3.9"D x 4.3"W x 3.9"H

**Item Weight:** 1.5 Pounds

**Power Source:** Battery Powered (1 Lithium Ion battery included)

**Charging Time:** Approximately 10 Hours

**Speaker Maximum Output Power:** 10 Watts

**Speaker Size:** 10.92 Centimeters

**Wireless Communication Technology:** Bluetooth (Range: 10 Meters)

**Connectivity Protocol:** Bluetooth, USB, Auxiliary

**Control Method:** Touch, Button

**Water Resistance Level:** Not Water Resistant

## WARRANTY AND SUPPORT

This product comes with a Limited Warranty. For detailed warranty information, product support, or technical assistance, please refer to the contact information provided in the included User Manual or visit the official WamGra website.

© 2024 WamGra. All rights reserved.

Documents - WamGra – DY28PLUS  
no relevant documents