

Manuals.plus /

› TiVo /

› TiVo BOLT VOX 500 GB DVR & Streaming Media Player (TCD849500V) Instruction Manual

TiVo TCD849500V

TiVo BOLT VOX 500 GB DVR & Streaming Media Player

Model: TCD849500V | Brand: TiVo

INTRODUCTION

The TiVo BOLT VOX is an innovative Unified Entertainment System designed to enhance your viewing experience. This 4K Ultra HD compatible device features a voice remote for improved search across live TV, DVR recordings, and streaming content. It includes fan-favorite TiVo features such as SkipMode™, OnePass™, and OneSearch™. The system supports Home Networking via WiFi 802.11ac 4x4 DBS and operates on 12V power.

WHAT'S IN THE BOX

Your TiVo BOLT VOX package includes the following items:

- DVR box
- Remote control
- Batteries
- Power supply
- HDMI cable



Image: The TiVo BOLT VOX product box, showcasing the device and remote.

SETUP

Follow these steps to set up your TiVo BOLT VOX:

1. **Connect Power:** Plug the power supply into the TiVo BOLT VOX and then into a wall outlet.
2. **Connect to TV:** Use the provided HDMI cable to connect the TiVo BOLT VOX to an HDMI input on your television.
3. **Connect to Cable/Antenna:**
 - For Cable TV: Insert and pair a CableCARD™ with your TiVo BOLT VOX. Connect the coaxial cable from your wall to the TiVo. (Call your cable provider to order and pair the CableCARD.)
 - For HD Antenna: Connect an HD antenna to the TiVo BOLT VOX.
4. **Connect to Network:** Connect an Ethernet cable from your router to the Ethernet port on the TiVo BOLT VOX for a wired connection. The device also supports WiFi 802.11ac 4x4 DBS for wireless networking.
5. **Initial Setup:** Turn on your TV and select the correct HDMI input. Use the TiVo remote to follow the on-screen guided setup instructions.

Cable TV set up

- 1
Insert and pair a CableCARD™ with TiVo BOLT VOX.
(Call your cable provider to order and pair the CableCARD)
- 2
Connect the coax cable, Ethernet and power adaptor.
(Don't connect Ethernet if using Wi-Fi setup)
- 3
Use the TiVo remote to go through the guided setup on your TV.

HD antenna set up

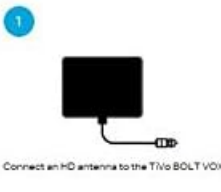
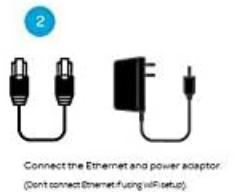

- 1
Connect an HD antenna to the TiVo BOLT VOX.
- 2
Connect the Ethernet and power adaptor.
(Don't connect Ethernet if using Wi-Fi setup)
- 3
Use the TiVo remote to go through the guided setup on your TV.

Image: Visual guide for connecting the TiVo BOLT VOX for both cable TV and HD antenna setups, detailing cable and power connections.



2

Inputs/Outputs

- | | |
|-------------------------------------|-----------------------------------|
| 1 Remote finder | 6 HDMI 2.0 / (4K, 1080p 24/60) |
| 2 CableCARD™ slot | 7 Ethernet port: 10/100/1000 Mbps |
| 3 Coax (Digital cable, ATSC, MoCA®) | 8 USB 2.0 ports (2) |
| 4 Optical audio out | 9 External storage port (eSATA) |
| 5 Audio L/R | 10 Power: 12 V |

Image: Rear view of the TiVo BOLT VOX unit, highlighting various input and output ports including Remote Finder, CableCARD slot, Coax, Optical Audio Out, Audio L/R, HDMI 2.0, Ethernet, USB 2.0, External Storage (eSATA), and Power (12V).

Product Overview Video

Video: A brief overview of the TiVo BOLT VOX, demonstrating its compact design and key features. This video is provided by the seller.

OPERATING YOUR TiVo BOLT VOX

The TiVo BOLT VOX is designed for intuitive operation, primarily through its voice-enabled remote control and integrated user interface.

Voice Remote Features

The TiVo Voice Remote allows you to quickly find content across live TV, DVR recordings, and streaming services. Simply press the voice button and speak your command.

- **Instant Search:** Search for shows, movies, actors, or genres across all your available content.
- **Quick Access Buttons:** Dedicated buttons for popular streaming apps like Netflix, along with standard controls for volume, channel, guide, and playback.



Image: The TiVo BOLT VOX voice remote, featuring a microphone button for voice commands and dedicated buttons for various functions and streaming services.



Image: A couple comfortably seated on a couch, using the TiVo BOLT VOX voice remote to control their entertainment.

Integrated Entertainment System

The TiVo BOLT VOX integrates your favorite streaming apps directly into its interface, eliminating the need to switch inputs or devices.

- **Streaming Apps:** Access Netflix, Prime Video, HBO Go, Hulu, Pandora, and more from a single, unified experience.
- **TiVo Features:** Enjoy unique features like SkipMode™ to bypass commercials, OnePass™ to gather all episodes of a series, and OneSearch™ for universal content discovery.
- **4K UHD Compatibility:** Experience crisp color, clarity, and detail with full 4K/Ultra High-Definition support.

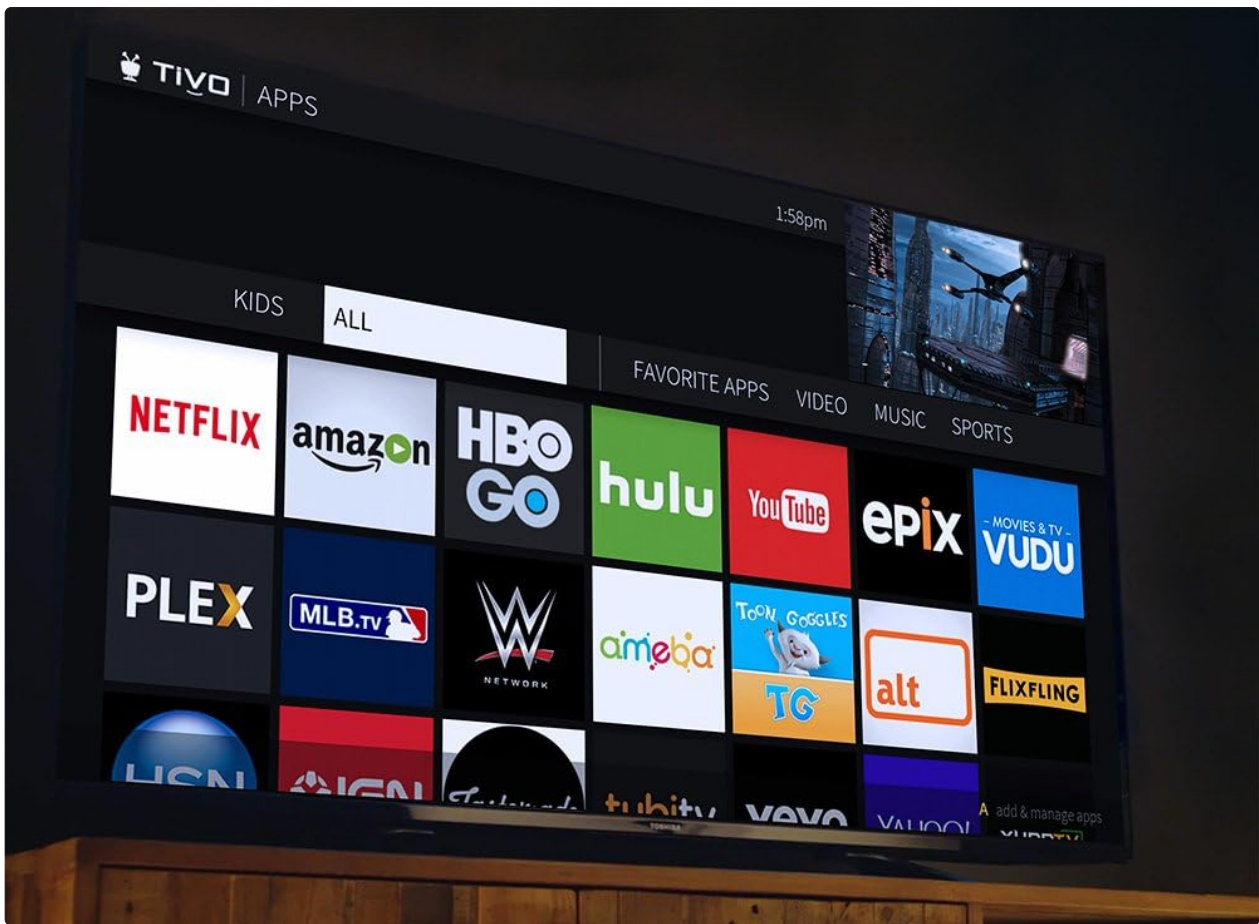


Image: A television screen displaying the TiVo apps interface, showing various streaming services like Netflix, Amazon, HBO Go, Hulu, and YouTube.

MAINTENANCE

To ensure optimal performance and longevity of your TiVo BOLT VOX, keep the device clean and ensure proper ventilation. Avoid placing objects on top of the unit that could obstruct airflow. Use a soft, dry cloth for cleaning; do not use liquid or aerosol cleaners.

TROUBLESHOOTING

If you encounter issues with your TiVo BOLT VOX, consider the following common solutions:

- **No Picture/Sound:** Ensure all cables (HDMI, power) are securely connected. Verify your TV is on the correct HDMI input.
- **Remote Not Responding:** Check the batteries in your remote control. Ensure there are no obstructions between the remote and the TiVo box.
- **Network Connectivity Issues:** Verify your Ethernet cable is connected properly or that your WiFi network is active and the TiVo is connected. Restart your router and the TiVo box.
- **Recording Problems:** Ensure your TiVo service subscription is active. Check that your CableCARD is properly installed and paired with your cable provider.
- **Weak Antenna Signal:** If using an HD antenna, adjust its position for better reception. Obstructions like hills or buildings can interfere with signals.

Troubleshooting TV Antenna Reception

Video: This video provides tips for troubleshooting TV antenna reception issues, which can be helpful if you are experiencing problems with over-the-air channels on your TiVo BOLT VOX. This video is provided by the seller.

SPECIFICATIONS

Feature	Detail
Brand	TiVo
Model Number	TCD849500V
Memory Storage Capacity	500 GB
Video Output Resolution	4K
Connectivity Technology	Wi-Fi
Connector Type	HDMI
Supported Internet Services	Hulu Plus, Netflix, Vudu, YouTube
Controller Type	Amazon Alexa, Vera
Special Feature	Digital Cable, Over The Air Tuner
Item Weight	1.9 Pounds
Color	Black

WARRANTY AND SUPPORT

The TiVo BOLT VOX (Model TCD849500V) comes with a warranty covering 91 days for labor and 1 year for parts. For further support or warranty claims, please refer to the contact information provided in your product packaging or visit the official TiVo support website.