



Manuals.plus /

› HUAWEI /

› Huawei Band 2 Smart Fitness Wristband Instruction Manual

HUAWEI Eris-B19

Huawei Band 2 Smart Fitness Wristband Instruction Manual

MODEL: ERIS-B19

1. Product Overview

The Huawei Band 2 is a versatile smart fitness wristband designed to enhance your daily health and fitness tracking. It features a 5ATM water-resistant design, making it suitable for various activities including swimming. Key functionalities include continuous heart rate monitoring, comprehensive activity tracking, scientific sleep analysis, and smart notifications from your paired smartphone.



Figure 1: Front view of the Huawei Band 2 Smart Fitness Wristband. The display shows time, date, step count, and battery status.



Figure 2: Diagram highlighting key features of the Huawei Band 2, including ergonomic curves, Bluetooth 4.2 connectivity, seamless comfort design, multi-sport tracking, PMOLED screen with touch key, advanced sleep tracking, heart rate monitoring, and 5ATM water resistance.

2. Setup Guide

2.1 Initial Charging

Before first use, fully charge your Huawei Band 2. Connect the charging cradle to a USB power source and attach your band to the cradle. The band will display a charging indicator.

2.2 Pairing with Your Smartphone

1. Ensure your smartphone is running Android 4.4 or higher, or iOS 8.0 or higher.
2. Download and install the official Huawei Wear app from your smartphone's app store.
3. Open the Huawei Wear app and follow the on-screen instructions to create an account or log in.
4. Enable Bluetooth on your smartphone.
5. In the Huawei Wear app, select 'Add Device' and choose 'Huawei Band 2'.
6. Confirm the pairing request on both your smartphone and the band.

2.3 Language Setting

For optimal functionality and display, it is recommended to set your smartphone's language to English (United States) during the initial setup of the Huawei Band 2.

3. Operating the Device

The Huawei Band 2 features a PMOLED screen with a touch-sensitive key for navigation and interaction.

3.1 Basic Navigation

- **Tap the Touch Key:** To wake up the screen or cycle through different display modes (e.g., time, steps, heart rate).
- **Press and Hold the Touch Key:** To initiate specific functions, such as starting a workout or confirming a selection.

3.2 Activity Tracking

The band automatically tracks your daily steps, distance, and calories burned. You can view these statistics directly on the band's display or in detail within the Huawei Wear app.

3.3 Multi-Sport Mode

The Huawei Band 2 supports various sports modes, including running and swimming. To start a workout:

1. Cycle through the band's display until you find the desired sport mode (e.g., 'RUN' or 'SWIM').
2. Press and hold the touch key to start the workout.
3. The band will record workout data such as duration, heart rate, and distance.
4. Press and hold the touch key again to end the workout.

3.4 Heart Rate Monitoring

The band provides continuous, automatic heart rate monitoring. You can view your current heart rate on the band's display. Detailed heart rate data and analysis are available in the Huawei Wear app.

3.5 Scientific Sleep Tracking


The Huawei Band 2 tracks your sleep patterns, identifying light, deep, and REM sleep stages to provide insights into your sleep quality. View your sleep data in the Huawei Wear app.

3.6 Smart Notifications


Once paired with your smartphone, the band can display notifications for incoming calls, messages, and other app alerts. Ensure notification permissions are granted in the Huawei Wear app.



Function



Workout Report



Daily Report

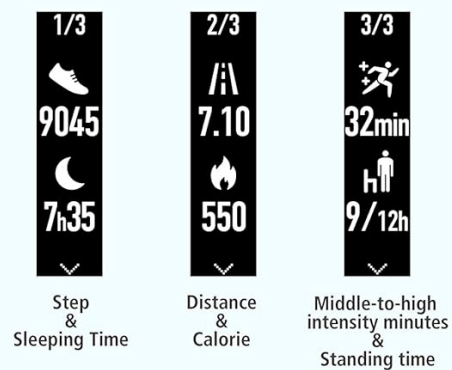


Figure 3: Visual representation of the Huawei Band 2's functions and report displays, including band face, run mode, swim mode, heart rate, step count, breath, alarm, message, and call notifications. Also shown are workout and daily report summaries.


4. Maintenance

4.1 Cleaning the Band

Regularly clean your Huawei Band 2 and its strap with a soft, damp cloth. Avoid using harsh chemicals or abrasive materials. Ensure the charging contacts are clean and dry before charging.

4.2 Water Resistance

The Huawei Band 2 has a 5ATM water resistance rating, meaning it can withstand pressures equivalent to a depth of 50 meters. This makes it suitable for showering, swimming in shallow water, and everyday use. However, it is not recommended for diving, high-speed water sports, or prolonged submersion in hot water.



50m Water Resistance

Figure 4: The Huawei Band 2 shown with a water splash, illustrating its 5ATM water resistance capability.

4.3 Battery Care

To prolong battery life, avoid exposing the band to extreme temperatures. Charge the device fully when the battery is low. The typical battery life is up to 504 hours (approximately 21 days) depending on usage.

5. Troubleshooting

- **Band not turning on:** Ensure the band is fully charged. Connect it to the charging cradle and a power source.
- **Unable to pair with smartphone:** Check that Bluetooth is enabled on your phone and the band is within range. Restart both the band and your phone. Ensure the Huawei Wear app is updated.
- **Inaccurate heart rate readings:** Ensure the band is worn snugly on your wrist, not too tight or too loose. Clean the sensor on the back of the band.
- **Notifications not appearing:** Verify that notification permissions are enabled for the Huawei Wear app in your phone's settings. Check that the band is properly connected via Bluetooth.
- **Short battery life:** Reduce the frequency of heart rate monitoring or turn off continuous monitoring if

not needed. Ensure the screen brightness is not excessively high.

If issues persist, refer to the official Huawei support website or contact customer service for further assistance.

6. Specifications



Figure 5: Exploded view of the Huawei Band 2, detailing internal components and key specifications such as screen, battery, waterproof level, sensors, connectivity, heart rate sensor, size, and weight.

Feature	Specification
Model Number	Eris-B19
Screen	0.91 inches, 128 x 32 pixels, Large PMOLED screen with touch buttons
Battery	100 mAh Lithium Ion (included)
Battery Life	Up to 504 hours (approx. 21 days)
Water Resistance Level	5ATM (50m water resistance)
Sensors	3-axis accelerometer, Infrared wear sensor, Detached PPG cardiometer (Heart rate sensor)
Connectivity	Bluetooth 4.2, Connection distance up to 10m
Compatible Devices	Android 4.4+ / iOS 8.0+
Product Dimensions	Body: 44 mm x 19.7 mm x 10.3 mm; Strap: Width: 18–19.4 mm; Length: 114.67 mm
Item Weight	21 g (without strap) / 23 g (total)
Included Components	Smart band, Charging cradle, Charging cable, Quick start guide, Warranty card

7. Warranty and Support

7.1 Warranty Information

Your Huawei Band 2 comes with a warranty. Please refer to the included warranty card for specific terms, conditions, and duration of coverage. Retain your proof of purchase for warranty claims.

7.2 Customer Support

For technical support, service, or further inquiries, please visit the official HUAWEI support website or contact their customer service department. Contact details can typically be found on the warranty card or the official HUAWEI website.