

Manuals+

[Q & A](#) | [Deep Search](#) | [Upload](#)

manuals.plus /

- › [Ahuja](#) /
- › [Ahuja SRX-50DX Speaker Instruction Manual](#)

Ahuja SRX-50DX

Ahuja SRX-50DX Speaker Instruction Manual

Model: SRX-50DX

1. INTRODUCTION

The Ahuja SRX-50DX is a compact, general-purpose speaker column designed to deliver clean, undistorted sound for both speech and music applications. It features two full-range dual cone 8-inch speakers housed in a rugged, closed-box enclosure made of 12mm medium-density fiberboard (MDF). The speaker boasts a durable black shock-resistant paint finish, making it suitable for both indoor and outdoor use.




Figure 1: Ahuja SRX-50DX Speaker - Front View

2. SETUP AND INSTALLATION

2.1 Unpacking

Carefully remove the speaker from its packaging. Ensure all components are present and undamaged. The package should contain:

- Ahuja SRX-50DX Speaker Unit
- 2 meters of John Barrel branded high-quality weather-resistance speaker cable (check for brand name on cable)

2.2 Placement

The SRX-50DX is designed for versatility and can be used in both indoor and outdoor environments. For optimal sound dispersion, place the speaker on a stable, flat surface. Consider the acoustics of your space to minimize reflections and maximize sound clarity.



Figure 2: Ahuja SRX-50DX Speaker - Side View

2.3 Electrical Connections

Before making any connections, ensure your amplifier is turned off and disconnected from the power source. The SRX-50DX has a nominal impedance of 16 Ohms and an input power of 50 Watts.

- **Amplifier Compatibility:** This speaker is compatible only with amplifiers that have a capacity of 50 Watts or more. Using an amplifier with lower wattage may result in poor performance or damage to the speaker.
- **Wiring:** Connect the provided speaker cable to the appropriate terminals on the SRX-50DX and your amplifier. Ensure correct polarity (positive to positive, negative to negative) for optimal sound reproduction.
- **Example:** For an Ahuja Amplifier DPA-770 (75 Watts), you can connect two SRX-50DX speakers.

3. OPERATING INSTRUCTIONS

Once the speaker is properly connected to a compatible amplifier, you can begin operation. Ensure the amplifier's volume is set to a low level before powering it on.

- **Power On:** Turn on your amplifier.
- **Volume Adjustment:** Gradually increase the volume on your amplifier to the desired listening level. Avoid setting the volume too high, which can cause distortion and potentially damage the speaker.
- **Sound Quality:** The SRX-50DX is designed to reproduce a clean and undistorted sound, suitable for both vocal and musical content.

4. MAINTENANCE

Proper maintenance will ensure the longevity and optimal performance of your Ahuja SRX-50DX speaker.

- **Cleaning:** Use a soft, dry cloth to wipe down the exterior of the speaker. Avoid using abrasive cleaners or solvents, which can damage the finish.
- **Protection:** When not in use, especially in outdoor environments, consider covering the speaker to protect it from dust, moisture, and direct sunlight.
- **Storage:** If storing the speaker for an extended period, keep it in a cool, dry place, away from extreme temperatures and humidity.

5. TROUBLESHOOTING

If you encounter issues with your SRX-50DX speaker, refer to the following common troubleshooting steps:

Problem	Possible Cause	Solution
No Sound	<ul style="list-style-type: none">◦ Incorrect wiring◦ Amplifier not powered on◦ Amplifier volume too low◦ Incompatible amplifier	<ul style="list-style-type: none">◦ Check speaker cable connections for correct polarity and secure fit.◦ Ensure amplifier is powered on and functioning.◦ Increase amplifier volume gradually.◦ Verify amplifier wattage is 50W or more.
Distorted Sound	<ul style="list-style-type: none">◦ Volume too high◦ Amplifier clipping◦ Damaged speaker cable	<ul style="list-style-type: none">◦ Reduce amplifier volume.◦ Ensure amplifier is not overdriven.◦ Inspect speaker cable for damage; replace if necessary.
Intermittent Sound	<ul style="list-style-type: none">◦ Loose connections◦ Faulty cable	<ul style="list-style-type: none">◦ Check all connections at both the speaker and amplifier.◦ Try a different speaker cable to rule out cable issues.

6. SPECIFICATIONS

Detailed technical specifications for the Ahuja SRX-50DX speaker:

Model	SRX-50DX
Speaker Type	Full Range Dual Cone Speaker Column
Speaker Size	Two 8-inch speakers
Input Power	50 Watts
Nominal Impedance	16 Ohms
Enclosure Type	Rugged Closed Box Enclosure (12mm MDF)
Finish	Durable Black Shock Resistant Paint
Dimensions (D x W x H)	24D x 32.5W x 58.5H Centimeters

Item Weight	10.3 Kilograms
Connectivity Technology	Wired
Recommended Use	For Smartphones or Tablets; For Music Players
Indoor/Outdoor Use	Yes



Figure 3: Ahuja SRX-50DX Speaker with Dimensions

7. WARRANTY AND SUPPORT






The Ahuja SRX-50DX speaker comes with a limited warranty. For specific terms and conditions, please refer to the


manufacturer's warranty documentation provided with your purchase or contact Ahuja customer support. Warranty terms are subject to manufacturer's policies.

For technical assistance, service, or warranty claims, please contact the authorized Ahuja service center or your point of purchase.



Related Documents - SRX-50DX

	<p>Sencor SRV 9790BK Robot Vacuum Cleaner User Manual</p> <p>Comprehensive user manual for the SENCOR SRV 9790BK robot vacuum cleaner, covering setup, operation, maintenance, safety instructions, and troubleshooting.</p>
	<p>AERL CoolMax SRX LCD Option User Manual</p> <p>Comprehensive user manual for the AERL CoolMax SRX with LCD Option, detailing setup, operation, battery charge profiles, and system settings for various SRX models.</p>
	<p>Sencor SRV 9790BK Robotic Vacuum Cleaner User Manual and Guide</p> <p>This comprehensive user manual provides detailed instructions for setting up, operating, and maintaining your Sencor SRV 9790BK robotic vacuum cleaner. Learn about its features, cleaning modes, app connectivity, troubleshooting, and technical specifications for efficient home cleaning.</p>
	<p>Sony Projector Gamma & Uniformity Utility Tool Service Bulletin v1.43</p> <p>Service bulletin detailing the installation, connection, and usage of the Sony Projector Gamma & Uniformity Utility Tool (PGUUT) v1.43 for Sony Digital Cinema projectors, covering calibration and adjustment features.</p>
	<p>2009 Cadillac SRX Owner Manual</p> <p>Comprehensive owner's manual for the 2009 Cadillac SRX, covering features, controls, operation, maintenance, and safety information.</p>

	<p>2005 Cadillac SRX Owner Manual: A Comprehensive Guide</p> <p>Explore the 2005 Cadillac SRX owner's manual for detailed information on seats, safety systems, features, controls, and maintenance. Learn how to operate and care for your Cadillac SRX.</p>
---	---


Documents - Ahuja – SRX-50DX



[\[pdf\]](#)

Ahuja Radios 3 PA News 2023 For Print ahujaradios Document |||


Mauranipur U.P. Rath U.P. Mahoba U.P. Road Shows/Exhibitions Organised by: Prasoon Radio, ... d at Bandhan School, Kolkata installation done by Ontrak Solutions, Kolkata SSA-250DP, SRX-120DXM, **SRX-50DX**, FMX-108DP, AWM-630VG, AWM-700U2 installed at Holi Trinity Chrch School, Ghaziabad install... lang:id **score:27** filesize: 8.4 M page_count: 32 document date: 2023-12-22



[Ahuja Product Catalogue 2023-24: Professional Sound Reinforcement Solutions](#)

Explore the comprehensive Ahuja Product Catalogue 2023-24, featuring professional sound reinforcement solutions including amplifiers, mixers, microphones, speakers, wireless systems, and more.


lang:en **score:21** filesize: 17.91 M page_count: 152 document date: 2023-06-22



[\[pdf\]](#) Catalog Recall

SRD GRAPHICS Hallmark of Reliability! TESCA Ahuja Catalog tescaglobal assets photo product file ||| Hallmark of Reliability PROFESSIONALSOUNDREINFORCEMENTSOLUTIONS ProductCatalogue2021-22 A.N. Ahu ... positions in 3dB steps -3dB to -9dB and OFF W87 H87 D78 mm 250g 99 PA Cabinet Loudspeakers **SRX-50DX**/50XT 50 WATTS SRX-120DXM 100 WATTS SRX-200 200 WATTS A compact general purpose Loudspeak...


lang:en **score:20** filesize: 18.05 M page_count: 152 document date: 2021-09-24



[Ahuja Public Address Systems & PA Equipment Product Catalogue 2019](#)

Explore the comprehensive Ahuja product catalogue featuring a wide range of Public Address (PA) systems, amplifiers, microphones, speakers, and professional audio equipment. Discover innovative solutions for all your sound reinforcement needs.

lang:en **score:13** filesize: 16.87 M page_count: 148 document date: 2019-07-02




[\[pdf\] Catalog](#)

SRD GRAPHICS 1 Big Catalogue 2015ahujaradios Document 2015 |||

Hallmark of Reliability PUBLICADDRESSSYSTEMSnPAEQUIPMENT

ProductCatalogue2019 A.N. Ahuja Founder ... ation positions in 3dB steps -3dB to -9dB and OFF W87 H87 D78 mm 150g 97 PA Speaker Systems **SRX-50DX/50XT** 50 WATTS SRX-120DXM 100 WATTS SRX-200 200 WATTS A compact general purpose speaker c...

lang:en **score:13** filesize: 16.87 M page_count: 148 document date: 2019-07-02




[\[pdf\] Catalog](#)

Untitled 8 Web Catalogue 2020 A ahujaradios Document

A.N. Ahuja Founder Ahuja Group 1916-2007 Celebrating 80 Years At AHUJA we believe in creating ne ... positions in 3dB steps -3dB to -9dB and OFF W87 H87 D78 mm 250g 99 PA Cabinet Loudspeakers **SRX-50DX/50XT** 50 WATTS SRX-120DXM 100 WATTS SRX-200 200 WATTS A compact general purpose Loudspeak...

lang:en **score:12** filesize: 25.81 M page_count: 152 document date: 2020-06-15



[\[pdf\]](#) Catalog

Untitled 15 Product Catalogue 2024 25 ahujaradios Document |||

A.N. Ahuja Founder Ahuja Group 1916-2007 The world and the human race is perhaps transcending thro ... positions in 3dB steps -3dB to -9dB and OFF W87 H87 D78 mm 250g 97 PA Cabinet Loudspeakers **SRX-50DX/50XT** 50 WATTS SRX-120DXM 100 WATTS SRX-200 200 WATTS A compact general purpose Loudspeak...

lang:en **score:12** filesize: 22.16 M page_count: 152 document date: 2024-08-22



[\[pdf\]](#)

Untitled 15 Catalouge 2025 web ahujaradios Document |||

Research Development The Ahuja Research and Development Centre gained recognition from the Gove ... 45W Max. 30/15/7.5W 8 70-20,000Hz 95dB W330 H552 mm D270 mm 3.50kg Cabinet Loudspeakers **SRX-50DX/50XT** 50 WATTS SRX-120DXM 100 WATTS SRX-200 200 WATTS A compact general purpose Loudspeak...

lang:id **score:12** filesize: 20.84 M page_count: 160 document date: 2025-04-18