

## iHome iZABT50W

# iHome Zenergy iZABT50W Aromatherapy Diffuser Bluetooth Speaker User Manual

Model: iZABT50W | Brand: iHome

### INTRODUCTION

The iHome Zenergy iZABT50W is a multi-sensory device designed to enhance your well-being through sound therapy, light therapy, and aromatherapy. It features a Bluetooth speaker for audio streaming, various light modes, and a fan-based essential oil diffuser. This manual provides detailed instructions for setup, operation, maintenance, and troubleshooting to ensure optimal use of your device.

### SAFETY INFORMATION

- Avoid direct skin contact with undiluted essential oils.
- Keep out of reach of children and pets.
- Ensure proper ventilation during use.
- Do not immerse the unit in water or other liquids.
- Use only the provided power adapter.

### PACKAGE CONTENTS

Verify that all items are present in your package:

- iHome Zenergy iZABT50W Unit
- AC Power Adapter
- Remote Control
- 3 Replaceable Aroma Pads
- Essential Oil (Lavender, 5ml)



Image: The iHome Zenergy iZABT50W unit, AC power adapter, remote control, three aroma pads, and a bottle of lavender essential oil.

## SETUP INSTRUCTIONS

---

1. **Power Connection:** Plug the AC power adapter into the DC jack on the back of the Zenergy unit, then plug the adapter into a working wall outlet.
2. **Insert Aroma Pad:** Locate the removable aroma tray on the unit. Pull out the tray, place one of the provided aroma pads into it, and push the tray back into the unit.
3. **Add Essential Oil:** Add a few drops of your preferred essential oil onto the aroma pad. You can use the included lavender oil or other compatible essential oils.
4. **Bluetooth Pairing:** To use the Bluetooth speaker, ensure Bluetooth is enabled on your mobile device. Press the Bluetooth button on the Zenergy unit or remote control to enter pairing mode. Select "iHome Zenergy" from your device's Bluetooth menu to connect.







Image: A top-down view of the iHome Zenergy iZABT50W, highlighting the control buttons for sleep duration, volume, and brightness.

## OPERATING INSTRUCTIONS

---

### Power On/Off

Press the Power button on the unit or remote control to turn the device on or off.

### Sound Therapy

The Zenergy unit includes 6 built-in sound therapy modes:

- Zen
- Dream Tones
- Storm
- Ocean
- Nature
- White Noise

Use the Sound Mode button on the unit or remote to cycle through these options.

### Light Therapy

The device offers 7 relaxing color light therapy modes:

- Breath (gradually slowing pulsing red light)
- Aurora (swirling rainbow spectrum)
- Calm (swirling red and orange lights)
- Energy (swirling blue and white lights)
- Glow (solid rainbow spectrum)
- One Color (hold last color shown)
- Candle (flicker candle-like effect)

Use the Light Mode button on the unit or remote to select your desired light mode. The light is dimmable; adjust brightness using the dedicated controls.

### Aroma Therapy

Once an aroma pad with essential oil is inserted, the fan will gently diffuse the scent. There is no water or heat involved in the diffusion process.

### Sleep Timer

Activate the sleep timer to gradually decrease sound and light over a set period, promoting a peaceful transition to sleep. Refer to the unit's controls or remote for timer duration options (e.g., 30, 60, 90 minutes).

### Bluetooth Speaker

After successful Bluetooth pairing, you can stream audio wirelessly from your mobile device to the Zenergy speaker. Adjust volume using the unit's controls or your connected device.

### USB Charging

The unit may feature a USB port for charging compatible devices. Connect your device's USB charging cable to the port on the Zenergy unit.

Video: An overview of the iHome Zenergy iZABT50W, demonstrating its aromatherapy, Bluetooth speaker, and light therapy functions. This video highlights how the device can be used to create a relaxing environment for sleep and stress relief.

## MAINTENANCE

### Cleaning the Diffuser

Regularly clean the aroma tray and the area around it to prevent oil buildup. Use a soft, dry cloth. Do not use abrasive cleaners or immerse the unit in water.

### Replacing Aroma Pads

Aroma pads should be replaced when they become saturated or if you wish to switch to a different essential oil scent. Gently pull out the aroma tray, remove the old pad, and insert a new one.

## TROUBLESHOOTING

- **No Power:** Ensure the AC adapter is securely connected to both the unit and a working power outlet.
- **No Aroma:** Check if an aroma pad is correctly inserted and if essential oil has been applied to it. Ensure the unit is powered on.
- **Bluetooth Pairing Issues:** Make sure the unit is in Bluetooth pairing mode and your device's Bluetooth is enabled. Try unpairing and re-pairing the device. Ensure no other devices are actively connected to the Zenergy unit.
- **No Sound from Bluetooth:** Verify that the volume on both the Zenergy unit and your connected device is turned up. Check that the device is successfully paired.
- **Lights Not Working:** Cycle through the light modes to ensure a mode is selected. If the issue persists, power cycle the unit.







## SPECIFICATIONS

Product Dimensions	3.6 x 3.9 x 6.9 inches
Item Weight	1.63 pounds
Model Number	iZABT50W
Power Source	AC
Material	Plastic
Color	White

## WARRANTY AND SUPPORT

For warranty information or technical support, please refer to the official iHome website or contact their customer service department. Keep your purchase receipt for warranty claims.

## Related Documents - iZABT50W

	<p><a href="#">iHome Zenergy Dream Mini (iZBT7) Bedside Sleep Therapy Machine User Manual</a></p> <p>User manual for the iHome Zenergy Dream Mini (iZBT7) Bedside Sleep Therapy Machine, detailing features, setup, alarm settings, sound and light therapy options, and safety instructions.</p>
	<p><a href="#">iHome Zenergy Sunrise iZBT3 User Manual and Guide</a></p> <p>Comprehensive guide for the iHome Zenergy Sunrise iZBT3, covering setup, alarm functions, light and sound therapy, Bluetooth connectivity, and maintenance.</p>
	<p><a href="#">iHome iZBT5 Portable Sound + Light Therapy Bluetooth Speaker - User Manual</a></p> <p>Comprehensive user manual for the iHome iZBT5 Portable Sound + Light Therapy Bluetooth Speaker. Covers setup, features, Bluetooth pairing, light and sound therapy modes, charging, troubleshooting, safety guidelines, and warranty information.</p>
	<p><a href="#">iHome Zenergy Sunrise iZBT3: Quick Start Guide and Features</a></p> <p>Discover the iHome Zenergy Sunrise iZBT3, a bedside sleep therapy machine featuring a simulated sunrise, customizable soundscapes, Bluetooth connectivity, and USB charging. This guide provides setup instructions, alarm configuration, sleep timer options, and essential safety information for optimal use.</p>
	<p><a href="#">iHome iZBT10 Bedside Sleep Therapy Machine User Manual</a></p> <p>This user manual provides comprehensive instructions for the iHome iZBT10 Bedside Sleep Therapy Machine, covering setup, features, light and sound therapy modes, alarm and timer functions, Bluetooth connectivity, FM radio, troubleshooting, maintenance, and safety guidelines.</p>
	<p><a href="#">iHome iZABT50 Aromatherapy Speaker with Lighting User Manual</a></p> <p>User manual for the iHome iZABT50 Aromatherapy Speaker with Lighting. This guide provides instructions on setup, features like light therapy, sound therapy, Bluetooth connectivity, aromatherapy operation, maintenance, and troubleshooting.</p>