

Tribit IC-BTH70

Tribit XFree Tune Bluetooth Headphones User Manual

Model: IC-BTH70

INTRODUCTION

Thank you for choosing the Tribit XFree Tune Bluetooth Headphones. These over-ear wireless headphones are designed to deliver high-fidelity stereo sound with rich bass, featuring a built-in microphone for hands-free calls and a comfortable, foldable design for extended use and portability. This manual provides essential information for setting up, operating, maintaining, and troubleshooting your headphones to ensure optimal performance and longevity.

SAFETY INFORMATION

- Do not expose the headphones to extreme temperatures, humidity, or corrosive substances.
- Avoid dropping or subjecting the headphones to strong impacts.
- Do not disassemble or attempt to repair the headphones yourself. This will void the warranty.
- Clean the headphones with a soft, dry cloth. Do not use liquid cleaners.
- Listen at moderate volume levels to prevent hearing damage. Prolonged exposure to loud sounds can cause irreversible hearing loss.
- Keep out of reach of children.

PACKAGE CONTENTS

Please check the package for the following items:

- Tribit XFree Tune Bluetooth Headphones
- USB Charging Cable
- 3.5mm Audio Cable
- Carrying Case
- User Manual (this document)



Image: Tribit XFree Tune Headphones shown with their included carrying case.

PRODUCT OVERVIEW

The Tribit XFree Tune headphones are designed for comfort and ease of use, featuring adjustable components and intuitive controls.



Image: A detailed diagram highlighting key features such as the thickened mat, adjustable headband, and soft protein-memory earmuffs, emphasizing the snug and comfy design.

Key Components:

- **Adjustable Headband:** For a customized and secure fit.
- **Soft Protein-Memory Earmuffs:** Designed for comfort during long listening sessions.


- **Control Buttons:** Power, Volume Up/Down, Multi-function button for playback and calls.
- **3.5mm Audio Jack:** For wired connection.
- **Micro-USB Charging Port:** For charging the internal battery.
- **Built-in Microphone:** For hands-free calling.

SETUP

1. Charging the Headphones

Before first use, fully charge your headphones. A full charge takes approximately 4 hours and provides up to 40 hours of playtime.

1. Connect the Micro-USB end of the charging cable to the charging port on the headphones.
2. Connect the USB-A end of the charging cable to a USB power adapter (not included) or a computer's USB port.
3. The LED indicator will show charging status (refer to the specific LED behavior in your quick start guide for details).



BUILT-IN RECHARGEABLE BATTERY
580MAH



A FULL CHARGE OF
4 HOURS



PLAYTIME
40 HOURS

Unimaginable Battery Life

A full charge of 4 hours
Playtime 40 hours

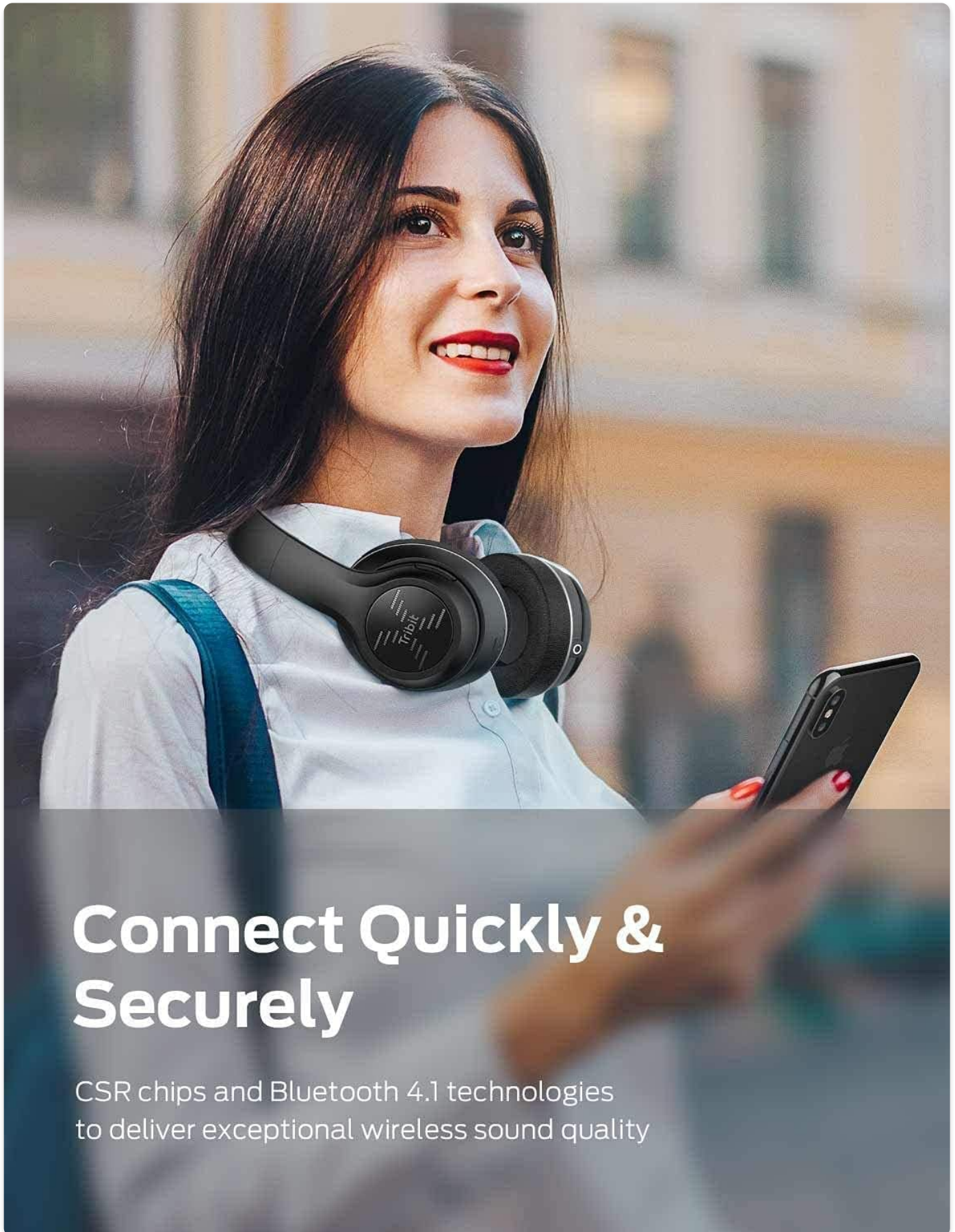
Image: A person wearing the Tribit XFree Tune headphones, illustrating the impressive battery life of 40 hours from a 4-hour charge.

2. Bluetooth Pairing

The headphones use Bluetooth 4.1 technology for quick and stable connections.

1. Ensure the headphones are turned off.

2. Press and hold the Power button until the LED indicator flashes blue and red, indicating pairing mode.
3. On your device (smartphone, tablet, computer), enable Bluetooth and search for available devices.
4. Select "Tribit XFree Tune" from the list of devices.
5. Once connected, the LED indicator will turn solid blue.



Connect Quickly & Securely

CSR chips and Bluetooth 4.1 technologies
to deliver exceptional wireless sound quality

Image: A woman using her smartphone, demonstrating the quick and secure Bluetooth connectivity of the Tribit XFree Tune headphones.

3. Wired Connection (Optional)

You can use the headphones in wired mode even when the battery is depleted.

1. Plug one end of the 3.5mm audio cable into the audio jack on the headphones.
2. Plug the other end into the 3.5mm audio output of your device.
3. The headphones will automatically switch to wired mode.

OPERATING INSTRUCTIONS

Power On/Off

- **Power On:** Press and hold the Power button for 2 seconds.
- **Power Off:** Press and hold the Power button for 3 seconds.

Volume Control

- **Volume Up:** Press the "+" button.
- **Volume Down:** Press the "-" button.

Music Playback

- **Play/Pause:** Press the Multi-function button once.
- **Next Track:** Press and hold the "+" button for 2 seconds.
- **Previous Track:** Press and hold the "-" button for 2 seconds.

Tribit XFree Tune



Incredible Sound & Rock-solid Bass

Dual powerful 40mm sound stage drivers crank out amazing strong bass, vibrant mids, and sparkling highs

Image: A close-up of the Tribit XFree Tune headphones, illustrating the dual powerful 40mm sound stage drivers that deliver incredible sound and rock-solid bass.

Call Management

- **Answer/End Call:** Press the Multi-function button once.
- **Reject Call:** Press and hold the Multi-function button for 2 seconds.

- **Redial Last Number:** Double-press the Multi-function button.

MAINTENANCE

Cleaning

- Wipe the headphones with a soft, dry, lint-free cloth.
- Do not use abrasive cleaners, alcohol, or chemical solvents.
- Ensure no moisture enters the ports or openings.

Storage

- When not in use, store the headphones in the provided carrying case to protect them from dust and damage.
- Store in a cool, dry place away from direct sunlight and extreme temperatures.
- The foldable design allows for compact storage.

Foldable & Portable

Foldable design along with a sturdy carrying case, why not take it for your journey?



Image: The Tribit XFree Tune headphones folded and placed inside their protective carrying case, demonstrating their portable design for travel.

Problem	Possible Cause	Solution
Headphones won't turn on	Low battery	Charge the headphones fully.
Cannot pair via Bluetooth	Headphones not in pairing mode; Device Bluetooth off; Too far from device	Ensure headphones are in pairing mode (flashing blue/red). Turn on Bluetooth on your device. Move headphones closer to your device (within 10 meters).
No sound in Bluetooth mode	Volume too low; Not connected; Wrong audio output selected on device	Increase headphone and device volume. Reconnect Bluetooth. Check device's audio output settings.
Sound distortion	Interference; Low battery; Source audio quality	Move away from other wireless devices. Charge headphones. Try different audio source.
Microphone not working	Device settings; Microphone blocked	Check privacy settings on your device for microphone access. Ensure microphone port is clear.


SPECIFICATIONS

Feature	Detail
Model Name	BTH70 (Item model number: IC-BTH70)
Connectivity Technology	Bluetooth 4.1
Headphones Jack	3.5 mm Jack
Battery Life	Up to 40 Hours
Charging Time	Approx. 4 hours for full charge
Item Weight	10 Ounces (approx. 283 grams)
Product Dimensions	4.5 x 1 x 1 inches
Material	Plastic
Ear Placement	Over Ear
Noise Control	Passive Noise Reduction (not Active Noise Cancellation)

WARRANTY AND SUPPORT

Tribit products are designed and manufactured to the highest quality standards. For information regarding warranty coverage, technical support, or service inquiries, please refer to the warranty card included with your product or visit the official Tribit website. Please retain your proof of purchase for warranty claims.





[pdf] Test Report

Microsoft Word TCT210427E010 FCC ID 15 247 BT Administrator Test Report Shenzhen

Thousandshores Technology Co Ltd BTH70 Wireless Headphones 2ALNA 2ALNABTH70 bth70

TEST REPORT FCC ID: 2ALNA-BTH70 Product: Wireless Headphones Model No.:

IC-BTH70 Additional Model No.: N/A Trade Mark: Tribit Report No.: TCT210427E010

Issued Date: May 11, 2021 Issued for: Shenzhen Thousandshores Technology Co.,

Ltd. 5/F, Chuangxin Building, Seven-star Creative Square, No.2North Al...

lang:en score:17 filesize: 4.56 M page_count: 70 document date: 2021-06-07