

SportDOG SDF-CTR

SportDOG Brand Contain + Train Add-A-Dog Collar (Model SDF-CTR) Instruction Manual

Brand: SportDOG

Model: SDF-CTR

INTRODUCTION

This manual provides comprehensive instructions for the proper setup, operation, and maintenance of your SportDOG Brand Contain + Train Add-A-Dog Collar. This collar receiver is designed to work with compatible SportDOG Brand systems to assist in dog training and containment.

PRODUCT OVERVIEW

The SportDOG Brand Contain + Train Add-A-Dog Collar (SDF-CTR) is a versatile collar receiver compatible with several SportDOG Brand systems. It offers multiple operational modes and features designed for effective dog training and containment.

Key Features

- Compatible with SportDOG Brand Contain + Train (SDF-CT), In-Ground Fence (SDF-100A), and FieldTrainer 425X (SD-425X).
- Three operational modes: works with fence boundary, handheld remote, or both.
- Rechargeable Lithium-Ion batteries with 2-hour quick charge and 1 to 2-month battery life.
- Waterproof and submersible up to 10 ft. with DryTek technology.
- Supports an unlimited number of dogs with additional SDF-CTR collars.
- Offers tone (beep), vibration (buzz), and seven levels of static stimulation.
- Suitable for dogs 10 lbs. and up.

GREAT TRAINING TOOLS FOR DOGS

Contain + Train System

Three modes of operation

Included collar works with the fence boundary and the handheld remote

Rechargeable and waterproof

Collar features Lithium-ion batteries with 2-hour quick charge and 1 to 2-month battery life

Unlimited dogs

Contain an unlimited number of dogs with additional collars (up to 3 for remote training)



Image: SportDOG Add-A-Dog Collar highlighting key features.

SETUP AND INSTALLATION

Collar Compatibility

This Add-A-Dog Collar is designed to integrate with existing SportDOG Brand systems. Ensure your current system is one of the following for proper functionality:

- SportDOG Brand Contain + Train (SDF-CT)
- SportDOG Brand In-Ground Fence (SDF-100A)
- SportDOG Brand FieldTrainer 425X (SD-425X)



Image: Man fitting a SportDOG collar on a dog, illustrating compatibility.

Fitting the Collar Receiver

Proper fit of the collar receiver is crucial for consistent and effective operation. An improperly fitted collar may lead to inconsistent stimulation or skin irritation.

- The collar should fit snugly around your dog's neck, ensuring the contact points (probes) maintain consistent contact with the skin without rubbing.
- You should be able to fit only one finger comfortably between the collar strap and your dog's neck.
- Recheck the collar fit after several minutes of wear to ensure it remains secure and comfortable.

FITTING THE COLLAR RECEIVER



Should fit snugly, ensuring the probes don't rub your dog's skin



Only one finger should fit under the strap



Recheck fit after several minutes of wear

Image: Diagram showing proper collar fitting technique.

OPERATING INSTRUCTIONS

Operational Modes

The collar features three distinct operational modes, allowing you to select how it responds to your SportDOG system:

- **Remote Trainer Mode:** The collar responds only to signals from the Remote Transmitter. Use the dial to select one of 7 static stimulation levels (low, medium, or high ranges) and buttons for momentary (nick) or continuous stimulation. Vibration (buzz) and tone (beep) options are also available.
- **Containment Mode:** The collar responds only to the In-Ground Fence Transmitter. As your dog approaches the boundary, it will receive a warning tone and vibration, followed by one of 7 static stimulation levels, adjustable based on your dog's temperament.
- **Combined Mode:** The collar responds to both the Remote Transmitter and the In-Ground Fence Transmitter.

Tone, Vibrate, and Static Stimulation

The collar provides progressive feedback to your dog:

- **Tone (Beep):** An audible warning signal.
- **Vibration (Buzz):** A tactile warning signal.
- **Static Stimulation:** Seven levels of static correction are available, which you can select to match your dog's sensitivity and training needs.

TONE, VIBRATE, AND STIM

Collar gives tone (beep) and vibration (buzz) warning before moving to one of 7 static stimulation levels (you choose the best level for your dog).



Image: SportDOG Add-A-Dog Collar highlighting tone, vibrate, and static stimulation.

MAINTENANCE

Charging the Collar

The collar receiver is equipped with rechargeable Lithium-Ion batteries. A full charge typically takes 2 hours and provides 1 to 2 months of battery life, depending on usage.

Waterproof Design

The collar features DryTek technology, making it waterproof and submersible up to 10 feet. This ensures reliable performance in various weather conditions and environments.

Cleaning

Regularly inspect and clean the collar and contact points to ensure proper function and your dog's comfort. Use a damp cloth to wipe away dirt and debris.

TROUBLESHOOTING

If you encounter issues with your SportDOG Brand Contain + Train Add-A-Dog Collar, consider the following:

- **No Response from Collar:**
 - Ensure the collar is fully charged.
 - Verify the collar is correctly paired with your system (Remote Transmitter or Fence Transmitter).
 - Check that the collar is set to the appropriate operational mode.
 - Confirm the contact points are making proper skin contact.
- **Inconsistent Stimulation:**
 - Re-evaluate collar fit; it may be too loose.
 - Ensure contact points are clean and free of debris.
 - Check for any damage to the collar or contact points.
- **Short Battery Life:**
 - Ensure the collar is charging correctly.
 - Battery life can vary based on usage frequency and environmental factors.
 - If issues persist, contact customer support.

For further assistance, please refer to the detailed operating guide included with your original system or contact SportDOG Customer Care.

SPECIFICATIONS

Feature	Detail
Model Name	SDF-CTR
Item Weight	0.01 Ounces
Product Dimensions	6"L x 3.06"W
Batteries	1 Lithium Ion battery (included)
Waterproof Rating	Submersible to 10 ft (DryTek technology)
Compatibility	SportDOG Contain + Train (SDF-CT), In-Ground Fence (SDF-100A), FieldTrainer 425X (SD-425X)
Dog Size	10 lbs. and up
Color	Orange
Manufacturer	Radio Systems Corporation

WARRANTY AND SUPPORT

Warranty Information

The SportDOG Brand Contain + Train Add-A-Dog Collar comes with a **2-Year Manufacturer's Warranty**. Please retain your proof of purchase for warranty claims.





Customer Care

For any questions, technical support, or warranty assistance, please contact our US-based Customer Care Center.

Phone: 844-209-4636

Website: www.sportdog.com

Related Documents - SDF-CTR

	<p>SportDOG SDF-100A In-Ground Fence: Operating & Training Guide</p> <p>Comprehensive guide to installing, operating, and training your dog with the SportDOG SDF-100A In-Ground Fence system. Learn about safety, setup, training phases, and troubleshooting for effective pet containment.</p>
	<p>SportDOG SDF-CT Contain + Train System Operating Guide</p> <p>Comprehensive operating and training guide for the SportDOG SDF-CT Contain + Train system, covering setup, installation, training, troubleshooting, and safety information for electronic dog containment and training.</p>
	<p>SportDOG Brand: Advanced Electronic Dog Training Systems & Accessories</p> <p>Explore the comprehensive range of SportDOG Brand electronic dog training collars, remote trainers, and accessories designed for hunting and field use. Discover models like SportHunter, WetlandHunter, and FieldTrainer, featuring DryTek waterproof technology and long-range capabilities.</p>
	<p>SportDOG SDF-100C In-Ground Fence Operating Guide</p> <p>Comprehensive operating guide for the SportDOG SDF-100C In-Ground Fence system, detailing setup, training, troubleshooting, and safety information for effective pet containment.</p>



[SportDOG SD::BEEP UplandHunter® Operating Guide](#)

Comprehensive operating guide for the SportDOG SD::BEEP UplandHunter® accessory beeper, covering setup, operation, safety, troubleshooting, and compatibility with SportDOG systems.



[SportDOG SD-BEEP Add-A-Beeper Operating Guide: Enhance Dog Tracking](#)

This guide provides essential information for operating the SportDOG SD-BEEP Add-A-Beeper, designed to enhance dog tracking and training efficiency. Learn about setup, features, and troubleshooting.