

Sauder 422425

Sauder HomePlus Storage Cabinet Instruction Manual

Model: 422425

PRODUCT OVERVIEW

The Sauder HomePlus Storage Cabinet is designed to provide ample and flexible storage solutions for your home. Featuring two large doors and four adjustable shelves, it can accommodate a variety of items, from pantry goods to linens and office supplies. Its elegant Soft White finish and framed panel doors complement diverse interior styles. The cabinet also includes practical features such as adjustable base levelers for stability on uneven floors and an enclosed back panel with cord access cutouts.





Image: Front view of the Sauder HomePlus Storage Cabinet in Soft White.



Image: The Sauder HomePlus Storage Cabinet positioned in a kitchen area, demonstrating its integration into a home environment.

SETUP AND ASSEMBLY

Your Sauder HomePlus Storage Cabinet comes with clear instructions for a hassle-free setup. It is recommended to assemble the unit on a soft surface like carpet to prevent damage. Ensure all parts are present before beginning assembly.

Key Assembly Steps:

- **Unpacking:** Carefully unpack all components and verify against the parts list provided in the assembly instructions.
- **Base Assembly:** Pay close attention to aligning screw holes during base assembly. Minor adjustments may be needed.
- **Back Panel Installation:** The back panel comes folded. Ensure it is aligned as squarely as possible to avoid sagging or overlapping the cabinet sides.
- **Door Attachment:** Attaching the doors can be tricky. The doors open perpendicular (90 degrees) to the cabinet, which may limit space for attaching hinges. Using a thin book or similar object to prop up the doors to the correct height can assist in easier attachment. Adjust hinges as needed for proper door alignment and to close any gaps.

Stability and Leveling:

The cabinet is equipped with adjustable base levelers to ensure it remains steady on uneven floors. Adjust these levelers as necessary to achieve optimal stability. For added security, a wall mount attachment is included and recommended, especially if the cabinet will hold heavy items or is placed in an area with potential for tipping.

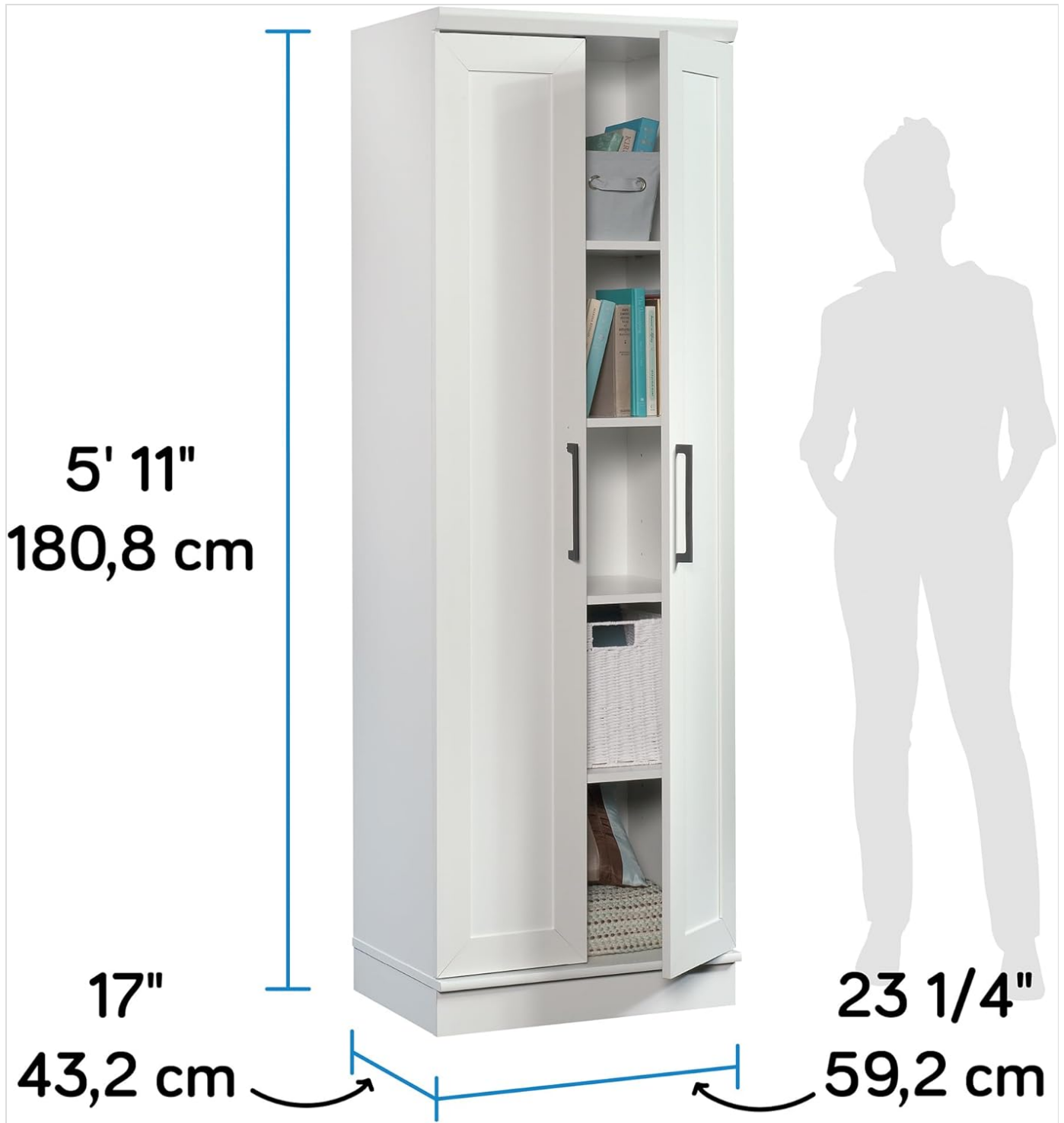


Image: Detailed view of the cabinet's self-closing adjustable hinges, adjustable shelves, and adjustable levelers, highlighting key features for customization and stability.

Important Safety Information:

Do not use more than the recommended weight capacity per shelf. Each adjustable shelf holds up to 25 pounds, and the bottom stationary shelf holds up to 50 pounds.

OPERATING YOUR CABINET

The Sauder HomePlus Storage Cabinet is designed for versatile use across various rooms in your home.

Storage and Organization:



- **Adjustable Shelves:** The four adjustable shelves allow you to customize the storage space to fit items of different heights and sizes. This flexibility is ideal for organizing books, kitchen pantry items, linens, craft supplies, and more.
- **Hidden Storage:** The two large doors conceal a spacious interior, providing a clean and uncluttered look for your storage needs.



Image: The cabinet with its doors open, revealing a well-organized interior filled with various pantry items, demonstrating its capacity for kitchen storage.



< Self-Closing Adjustable Hinges



^ 4 Adjustable Shelves

< Adjustable Levelers

Image: A collage showing the cabinet's versatility, with examples of its use in general storage, laundry rooms, and bathrooms, highlighting its adaptability to different household needs.

Convenience Features:

- **Cord Access:** The enclosed back panel includes cord access cutouts, making it convenient to store and charge electronic devices like tablets, phones, or power tool batteries within the cabinet.
- **Easy Close Doors:** The doors are designed for easy and smooth closing, ensuring contents remain securely stored.

MAINTENANCE

To maintain the appearance and longevity of your Sauder HomePlus Storage Cabinet, follow these simple care instructions:

- **Cleaning:** Wipe the surfaces with a damp cloth. Avoid using harsh chemicals or abrasive cleaners, as these can damage the finish.
- **Spills:** Promptly clean any spills to prevent staining or damage to the wood.
- **Hardware:** Periodically check and tighten any loose hardware to ensure the cabinet remains sturdy.

TROUBLESHOOTING

If you encounter any issues with your Sauder HomePlus Storage Cabinet, refer to the following common troubleshooting tips:

- **Wobbly Cabinet:** If the cabinet feels unstable, ensure it is placed on a level surface. Adjust the base levelers until the cabinet is steady. Adding heavier items to the bottom shelf can also improve stability.
- **Misaligned Doors:** If the doors do not close properly or appear misaligned, adjust the hinges. The assembly instructions provide detailed guidance on how to make these minor adjustments to achieve proper alignment and close any gaps.
- **Back Panel Sagging/Not Square:** The back panel is folded for shipping and may not sit perfectly square. While this typically does not affect functionality, ensure it is secured to the cabinet frame as best as possible to prevent excessive sagging.

SPECIFICATIONS

Feature	Detail
Brand	Sauder
Model Number	422425
Color	Soft White
Product Dimensions	17.01"D x 23.31"W x 71.12"H (43.2 cm D x 59.2 cm W x 180.8 cm H)
Material	Engineered Wood
Number of Shelves	4 (adjustable)
Weight Limit (per adjustable shelf)	25 Pounds
Weight Limit (bottom stationary shelf)	50 Pounds
Item Weight	90.2 Pounds
Assembly Required	Yes



General Storage




Laundry / Utility



Bath

Image: Visual representation of the cabinet's dimensions, including height, width, and depth.



DOMESTIC CALL CENTER READY TO ASSIST.

sauder.com/service

800-523-3987

Image: Detailed internal dimensions of the cabinet, showing shelf adjustability and interior space.

WARRANTY AND SUPPORT

Warranty Information:

Your Sauder HomePlus Storage Cabinet is protected by a **5-year limited warranty**, ensuring lasting peace of mind regarding your investment.

Customer Support:

For any questions, assistance with assembly, or replacement parts, Sauder's domestic call center is ready to assist. You can also find helpful resources online.

- **Website:** sauder.com/service
- **Phone:** 800-523-3987

Additional support resources include live chat for on-demand support, assembly tip videos for helpful insight, and quick shipping for replacement parts.



Image: Information on Sauder's domestic call center, emphasizing their readiness to assist customers.

Documents - Sauder – 422425



[\[pdf\]](#) User Manual Catalog

Office SAUDER HomePlus White Finish 64 in Storage Cabinet with Adjustable Shelves 442790 The Home Depot2d85b1dc 5d69 5bfc 9821 1d8de164bc0fimages thdstatic catalog Images 2d 2d85b1dc 1d8de164bc0f DepotSauder 16 inch Deep Depot Canada2d85b1dc 1d8de164bc0fv1images homedepot ca 1001319713 Use Care Manual Soft 23 Wide and ManualSAUDER 422425SAUDER 422425 0042666036504 1003144848use care manualSAUDER CanadaSAUDER Depotbeccc264 ec74 4ad2 8fa8 4efc792b93cebeccc264 4efc792b93ce2d85b1dc 1d8de164bc0fv1beccc264 4efc792b93ceimages be beccc264 Manualimages 4efc792b93ce DepotSAUDER Plus Raven Oak Engineered Wood 18 819 Pantry Reversible Door 435137 4efc792b93ceb488440f 8257 47e4 90d8 b35f4d6a0d56images b4 b488440f b35f4d6a0d56 |||

Information related to Use and Care of your furniture purchase is located in each Instruction Booklet . We recommend that you clean with your favorite furniture polish and wipe dry. ...

lang: **score:11** filesize: 193.95 K page_count: 1 document date: 2019-01-25