

## Makartt E0855

# Makartt Malory Pink 30000RPM Rechargeable Electric Nail Drill User Manual

Model: E0855

## 1. IMPORTANT SAFETY INFORMATION

Please read all instructions carefully before using the Makartt Malory Pink 30000RPM Rechargeable Electric Nail Drill. Failure to follow these safety guidelines may result in injury or damage to the product.

- Keep the device out of reach of children.
- Avoid grinding one area of your nail for an extended period to prevent heat buildup and potential damage.
- Do not allow the rotating drill bit to come into contact with skin while the machine is operating at high speed.
- Do not place the device in high locations where it could fall and cause injury or damage.

## 2. PRODUCT OVERVIEW

The Makartt Malory Pink 30000RPM Rechargeable Electric Nail Drill is designed for efficient and precise nail care, suitable for both professional salon and home use. Its portable and rechargeable design offers convenience and flexibility.

# OPERATE ACCORDING TO OUR RECOMMENDED SPEED



Nail Prep:  
**5000-12000RPM**



Gel Polish & Top Coat  
Removal:  
**10000-12000RPM**



Nail Tips Removal:  
**15000-20000RPM**



Nail Rhinestone  
Removal:  
**8000-12000RPM**



Extension & Semi-Cure Nail  
Removal:  
**20000-25000RPM**



Acrylic Nail Removal:  
**>25000RPM**



Shortening Nails:  
**>30000 RPM**

Image: Makartt Malory Pink 30000RPM Rechargeable Electric Nail Drill, showing the main unit, handpiece, and various drill bits.

## Key Features:

- **CE Certified:** Ensures high-speed bearings and safety standards.
- **30000 RPM Max Speed:** Provides powerful and fast grinding.
- **Rechargeable & Portable:** Built-in 1200mAh battery for 8 hours of use after 2.5 hours of charging. Operates unplugged.
- **Adjustable Speed & Direction:** Features 'F' (Forward) and 'R' (Reverse) buttons for left and right-hand use.
- **Low Noise & Vibration:** Designed for a smooth and quiet operation.
- **Upgraded Safety:** Flame-retardant casing, boosted battery voltage (24V to 30V), and overcharge alert for voltages above 15.5V.

## Package Contents:

- 1 x Makartt Malory Pink Rechargeable Nail Drill Machine
- 1 x Handpiece

- 1 x Clear Handpiece Holder
- 1 x AC/DC Original Power Supply
- 6 x Professional Nail Drill Bits
- 6 x Sanding Bands
- 1 x User Manual

### 3. SETUP

---

Follow these steps to prepare your nail drill for use:

1. **Connect the Handpiece:** Attach the handpiece cable securely to the 'OUTPUT' port on the Makartt Malory nail drill control box.
2. **Insert Drill Bit:**
  - Hold the handpiece and twist the middle part (set ring) towards 'R' (Release) to open the collet.
  - Remove any pre-installed test bar bit.
  - Insert your desired nail drill bit into the bottom of the collet, ensuring a 2-3 mm gap for proper seating.
  - Twist the set ring back towards 'S' (Secure) to lock the bit firmly in place.
3. **Power On:** Turn the speed adjustable knob clockwise to power on the device and adjust the speed.




Image: Step-by-step guide on connecting the handpiece and correctly inserting a drill bit.

Video: Demonstrates the unboxing and initial setup of the Makartt JD855 30000RPM Nail Drill, including connecting components and inserting bits.

### 4. OPERATING INSTRUCTIONS

---

The Makartt nail drill offers precise control for various nail applications.

#### Speed and Direction Adjustment:

- **Speed Control:** Rotate the speed adjustable knob to increase or decrease the RPM (Revolutions Per Minute). Start with a low speed and gradually increase as needed.
- **Direction Control:** Use the 'F' (Forward) and 'R' (Reverse) switch to change the rotation direction of the

drill bit. This feature accommodates both left and right-handed users.



Image: Visual guide for recommended RPM speeds for different nail procedures.


Recommended RPM for Nail Tasks:

Task	Recommended RPM
Nail Prep	5000-12000 RPM
Gel Polish & Top Coat Removal	10000-12000 RPM
Nail Tips Removal	15000-20000 RPM
Nail Rhinestone Removal	8000-12000 RPM
Extension & Semi-Cure Nail Removal	20000-25000 RPM
Acrylic Nail Removal	>25000 RPM
Shortening Nails	>30000 RPM



# HIGH SPEED MOTOR


The handpiece temperature is basically maintained at about 35°C, and with the silicone cover, you don't feel the heat when you hold it.



Low Heat



Low Noise



Low Variation

Image: High Speed Motor diagram, highlighting low heat, low noise, and low variation for comfortable use.

Video: Shows the Makartt Rechargeable Nail Drill in operation, demonstrating its use for various nail tasks.

## 5. CHARGING AND BATTERY

The Makartt Malory nail drill is designed for extended use with its efficient battery system.

- **Battery Capacity:** Built-in 1200mAh battery.
- **Charging Time:** Approximately 2.5 hours for a full charge.
- **Operating Time:** Up to 8 hours of continuous use on a full charge, depending on speed settings.
- **Voltage Support:** Supports 110V-240V.

# QUICK CHARGING



**2.5 HOURS**  
**CHARGE**  
**TIME**



**SUPPORT**  
**110V-240V**  
**VOLTAGE**



**8-10 HOURS**  
**OPERATE TIME**  
highest speed  
to lowest speed



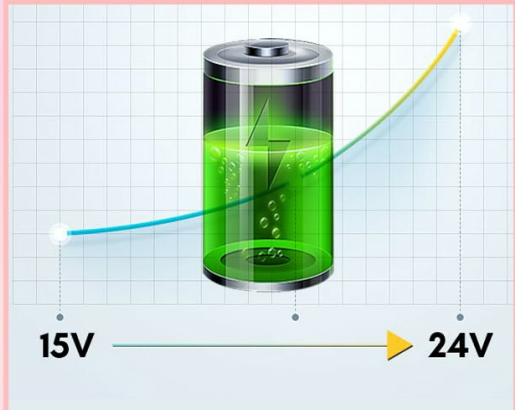
Image: Quick Charging details, including charge time and operating time.

## Upgraded Safety Features:

- **Flame-Retardant Casing:** Enhances fire resistance for increased safety.
- **Boosted Battery Voltage:** Improved durability with battery voltage boosted from 24V to 30V.
- **Overcharge Alert:** A new buzz alert activates for charging above 15.5V, warning of potential danger and stopping the charge.

# UPGRADED

## Flame-resistant



## Voltage enhancement



## Overcharge alert

Image: Upgraded features, including flame-retardant casing, voltage enhancement, and overcharge alert.

## 6. MAINTENANCE

Proper maintenance ensures the longevity and optimal performance of your nail drill.

- **Cleaning:** After each use, clean the nail dust from the handpiece and drill bits using a soft brush or cloth. Ensure the device is powered off before cleaning.
- **Storage:** Store the nail drill and its accessories in a dry, cool place, away from direct sunlight and moisture.
- **Bit Care:** Regularly inspect drill bits for wear and tear. Replace worn-out bits to maintain efficiency and prevent damage to nails.

## 7. TROUBLESHOOTING

If you encounter any issues with your Makartt Malory nail drill, refer to the following common problems and solutions:

- **Drill Stops Working Intermittently:** Check the connection of the handpiece cord to the control box. A loose connection can cause intermittent operation. Ensure it is securely plugged in.
- **Device Overheats:** If the device becomes excessively hot during use, discontinue operation immediately. Allow it to cool down completely before resuming. Ensure proper ventilation and avoid prolonged high-speed use without breaks.
- **Reduced Performance/Weak Grinding:** Ensure the drill bit is correctly inserted and locked. A loose or improperly seated bit can affect performance. Also, check if the battery is fully charged.

If problems persist, please contact Makartt customer support for further assistance.

## 8. SPECIFICATIONS

Feature	Detail
Brand	Makartt
Model Name	Makartt Malory Electric Nail Drill
Item Model Number	E0855
Product Dimensions	7"L x 1.5"W x 7"H (17.78 cm L x 3.81 cm W x 17.78 cm H)
Item Weight	68.04 Grams (2.4 ounces)
Material	Acrylonitrile Butadiene Styrene (ABS), Aluminum, Plastic, Stainless Steel
Batteries	1 Lithium Polymer battery required
UPC	799443853112
Manufacturer	Makartt

## 9. WARRANTY AND SUPPORT

For warranty information, product support, or any inquiries not covered in this manual, please refer to the official Makartt website or contact their customer service directly. Keep your purchase receipt for warranty claims.