

## Sonos ONEG1US1BLK

# Sonos One User Manual

Voice Controlled Smart Speaker with Amazon Alexa Built-in

## INTRODUCTION

The Sonos One is a powerful smart speaker designed to deliver rich, room-filling sound while integrating seamlessly with Amazon Alexa for hands-free voice control. This manual provides essential information for setting up, operating, and maintaining your Sonos One speaker.

With the Sonos One, you can use your voice to play music, set alarms, get news updates, manage smart home devices, and access a wide range of Alexa skills. Its versatile design allows for placement in various rooms, and it can connect wirelessly with other Sonos speakers to create a multi-room audio experience.

## WHAT'S IN THE BOX

Before you begin, please ensure all components are present:

- Sonos One Speaker
- AC Power Cord
- Ethernet Cable
- Quickstart Guide




**Figure 1:** The Sonos One speaker, showcasing its sleek black design and mesh grille.

## SETUP

Follow these steps to set up your Sonos One speaker:

1. **Place Your Sonos One:** Choose a location for your speaker. For optimal sound, place it on a flat, stable surface away from walls or corners that might muffle the sound. Ensure it's within reach of a power outlet and your Wi-Fi signal.
2. **Connect Power:** Plug the AC power cord into the Sonos One and then into a wall outlet. The status light on the speaker will flash white when it's ready to be set up.
3. **Download the Sonos App:** Download the Sonos app on your smartphone or tablet from the App Store (iOS) or Google Play Store (Android).
4. **Open the Sonos App:** Open the app and follow the on-screen instructions to set up your new Sonos system or add the Sonos One to an existing system. The app will guide you through connecting to your Wi-Fi network.
5. **Add Amazon Alexa:** Once your Sonos One is connected to your Wi-Fi, the Sonos app will prompt you to add Amazon Alexa. You will need to sign in with your Amazon account and enable the Sonos skill in the Alexa app.



**Figure 2:** The Sonos One integrates seamlessly into home environments, providing smart audio capabilities.

## OPERATING YOUR SONOS ONE

The Sonos One offers multiple ways to control your music and smart home:

### Voice Control with Amazon Alexa

Once Alexa is enabled, simply say "Alexa" followed by your command. The Sonos One has a built-in microphone array to pick up your voice commands from across the room.

- **Play Music:** "Alexa, play [song name] by [artist] on Spotify."
- **Adjust Volume:** "Alexa, turn up the volume." or "Alexa, set volume to 5."
- **Pause/Resume:** "Alexa, pause." or "Alexa, resume."
- **Skip Track:** "Alexa, next song."
- **Information:** "Alexa, what's the weather?" or "Alexa, tell me a joke."



**Figure 3:** The top panel of the Sonos One features intuitive touch controls for playback, volume adjustment, and microphone mute.

## Touch Controls

The top surface of your Sonos One features touch-sensitive controls:

- **Play/Pause:** Tap the Play/Pause button.
- **Volume Up/Down:** Tap the + or - buttons.
- **Skip Track:** Swipe right across the touch controls.
- **Previous Track:** Swipe left across the touch controls.
- **Microphone On/Off:** Tap the microphone icon to enable or disable voice control. When the microphone is off, the LED indicator will be off.

## Sonos App Control

The Sonos app provides comprehensive control over your speaker and music system:

- Browse and play music from various streaming services.

- Group or ungroup speakers for multi-room audio.
- Adjust EQ settings (bass, treble, loudness).
- Set up alarms and sleep timers.
- Access system settings and updates.

## MAINTENANCE

To keep your Sonos One in optimal condition:

- **Cleaning:** Use a soft, dry cloth to clean the speaker. Do not use cleaning sprays or chemicals directly on the speaker.
- **Placement:** Avoid placing the speaker in direct sunlight, near heat sources, or in excessively humid environments.
- **Ventilation:** Ensure proper airflow around the speaker. Do not block any vents.

## TROUBLESHOOTING

If you encounter issues with your Sonos One, try the following solutions:

Problem	Solution
<b>Sonos One not appearing in app</b>	<p>Ensure the power cord is securely plugged in and the status light is flashing white or solid white.</p> <p>Restart your Wi-Fi router.</p> <p>Move the speaker closer to your router.</p> <p>If using an Ethernet cable, ensure it's securely connected to both the speaker and your router.</p>
<b>Alexa not responding</b>	<p>Check if the microphone is enabled (LED indicator on the top panel should be lit).</p> <p>Ensure your Sonos One is connected to the internet.</p> <p>Verify your Amazon account is linked correctly in the Sonos app and Alexa app.</p> <p>Try restarting the Sonos One by unplugging it for 10 seconds and plugging it back in.</p>
<b>No sound or distorted sound</b>	<p>Check the volume level in the Sonos app or using the touch controls.</p> <p>Ensure the correct music source is selected.</p> <p>If playing from a streaming service, check your internet connection.</p> <p>Try playing different audio content.</p>





Figure 4: The rear of the Sonos One, featuring the Ethernet port for wired network connection and the power input.

## SPECIFICATIONS

Key technical specifications for the Sonos One (Model: ONEG1US1BLK):

Feature	Detail
Model Name	Sonos One
Model Number	ONEG1US1BLK
Color	Black
Dimensions (H x W x D)	6.4" x 4.8" x 4.8" (161.45 x 120 x 120 mm)
Weight	4.08 pounds (1.85 kg)
Connectivity	Wi-Fi (802.11b/g/n, 2.4 GHz), Ethernet Port
Voice Assistant	Amazon Alexa Built-in
Microphones	6 Far-field microphone array
Speaker Drivers	One tweeter, one mid-woofer
Power Supply	Auto-switching 100-240 V, 50-60 Hz AC universal input
Controls	Capacitive touch controls for volume up/down, previous/next track, play/pause, microphone mute



Figure 5: Detailed dimensions of the Sonos One speaker.

## WARRANTY AND SUPPORT

Your Sonos One comes with a **Limited Warranty**. For specific terms and conditions, please refer to the warranty information provided with your product or visit the official Sonos website.

For further assistance, technical support, or to access the full user guide and FAQs, please visit the Sonos Support website:

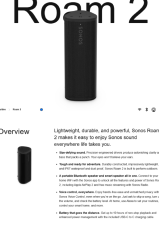

[Sonos Support Website](#)

You can also refer to the official PDF user guides:

[User Guide \(PDF\)](#)



## Related Documents - ONEG1US1BLK

	<p><a href="#">Sonos Arc Ultra Soundbar: Features, Setup, and Specifications</a></p> <p>Comprehensive guide to the Sonos Arc Ultra soundbar, covering its features like Sound Motion and Dolby Atmos, setup instructions, wall mounting, home theater integration, product settings, and technical specifications. Learn about controls, connectivity, and safety information.</p>
	<p><a href="#">Sonos Roam 2 Portable Smart Speaker: User Guide and Specifications</a></p> <p>Comprehensive guide to the Sonos Roam 2 portable Bluetooth and smart speaker, covering setup, features, controls, charging, specifications, and safety information.</p>
	<p><a href="#">Sonos Beam (Gen 2) User Guide and Setup Instructions</a></p> <p>Comprehensive guide for the Sonos Beam (Gen 2) smart soundbar, covering setup, controls, features like Dolby Atmos and voice services, product settings, and safety information.</p>
 	


[illegible]

Comprehensive guide to the Sonos Roam 2 portable smart speaker, covering features, controls, setup, charging, voice services, Trueplay tuning, and specifications. Learn how to enjoy high-quality sound anywhere with this durable, waterproof, and versatile speaker.

Specifications	
Category	Details
Audio	16-bit/44.1kHz Stereo Playback Dolby Digital 5.1 Surround Sound
Inputs	2x RCA (Red/White) 1x Optical (Toslink) 1x Coaxial (S/PDIF)
Outputs	1x Headphone (3.5mm) 1x Speaker (4x 2W)
Connectivity	USB 2.0 for Firmware Updates Ethernet for Network Streaming
Remote Control	IR Remote Control (Included) Voice Control (Alexa/Google Assistant)
Power Supply	100-240V AC, 50/60Hz Power Consumption: 15W (Max)
Details & Dimensions	
Model	MS-1000-2024
Weight	~1.2kg (2.6lb)
Dimensions	180mm x 100mm x 45mm
Color	Black / Silver
Warranty	2 Years (Parts & Labor) 1 Year (Full Replacement)
Notes	For more information, visit our website or contact customer support. Firmware updates are available via USB or Ethernet.
Power & Connectivity	
Power	100-240V AC, 50/60Hz, 15W (Max)
USB	USB 2.0 for Firmware Updates
Ethernet	Ethernet for Network Streaming
Headphones	3.5mm Headphone Jack (4-ohm)
Speakers	4x 2W Speakers (2x Front, 2x Rear) Frequency Response: 20Hz - 20kHz
Remote Control	IR Remote Control (Included) Voice Control (Alexa/Google Assistant)
What's in the Box?	
MS-1000-2024	1x Main Unit 1x Remote Control 1x User Manual 1x Warranty Card
Accessories	1x Optical Cable (Toslink) 1x Coaxial Cable (S/PDIF)
Power Supply	1x Power Adapter (100-240V AC, 50/60Hz, 15W)

Lees de officiële privacyverklaring van Sonos, Inc. voor informatie over hoe uw persoonsgegevens worden verzameld, gebruikt, gedeeld en beschermd in relatie tot Sonos-producten en -services.

[illegible]

<div data-bbox="129 129 194 152"><p>Sonos One</p></div> <div data-bbox="129 152 172 152"><p>Quickstart Guide</p></div> <div data-bbox="129 174 231 197"><p>1 Download the Sonos app</p></div> <div data-bbox="129 197 231 197"><p>You'll need it to set up and control your Sonos.</p></div> <div data-bbox="129 230 165 282"></div> <div data-bbox="181 230 277 282"><p>Already have Sonos?</p><p>Open the Sonos app and choose Reset &gt; Settings &gt; Add a Speaker or Sub.</p></div>
--