

UBTECH IP-SW-002

UBTECH First Order Stormtrooper Robot User Manual

Model: IP-SW-002

1. INTRODUCTION

This manual provides essential information for the setup, operation, and maintenance of your UBTECH First Order Stormtrooper Robot. Please read this manual thoroughly before using the product to ensure proper function and safety.

The UBTECH First Order Stormtrooper Robot is an app-enabled interactive robot designed for immersive experiences. It features voice commands, facial recognition, and sentry patrolling capabilities, all controlled via a companion application.

2. WHAT'S IN THE BOX

Carefully unpack the contents and ensure all items are present:

- UBTECH First Order Stormtrooper Robot
- Charger
- User Manual (this document)



Figure 2.1: Front view of the UBTECH First Order Stormtrooper Robot, showcasing its white armor and black visor.

3. SETUP

3.1 Charging the Robot

Before first use, fully charge the robot. Connect the charger to the robot's charging port and plug it into a power

outlet. The charging indicator light will show the charging status.

- **Battery Type:** 1 Lithium Polymer battery (included).

3.2 App Installation and Connection

The UBTECH First Order Stormtrooper Robot requires a companion app for full functionality. The app is compatible with iOS and Android devices.

1. Download the "UBTECH Stormtrooper" app from the Apple App Store or Google Play Store.
2. Ensure your mobile device's Wi-Fi is enabled.
3. Turn on the Stormtrooper Robot.
4. Open the app and follow the on-screen instructions to connect the robot to your Wi-Fi network and pair it with your device. The robot will speak its serial number during setup.
5. Complete the initial setup, including account creation if prompted.



Figure 3.1: User interacting with the Stormtrooper Robot via the companion app on a tablet.

4. OPERATING THE ROBOT

The Stormtrooper Robot offers various interactive features controlled through its companion app and built-in sensors.

4.1 Voice Commands

Issue direct orders to your Stormtrooper Robot by speaking clearly. The robot is equipped with triple array microphones for optimal voice recognition from various directions.

- Ensure the robot is powered on and connected to the app.
- Speak commands clearly and at a moderate volume.

4.2 Facial Recognition

Customize interactions by enabling facial recognition. The robot can store and recognize up to four faces.

1. Access the facial recognition settings within the companion app.
2. Follow the app's instructions to capture and store facial biometrics for yourself and up to three friends.

4.3 Sentry Patrolling

Command your Stormtrooper Robot to patrol a designated area, detecting and responding to intruders.

1. In the app, select Sentry Mode.
2. Define the patrol area using the app's interface.
3. The robot will use its infrared sensor to navigate and avoid drops while patrolling.

4.4 Augmented Reality (AR) App Modes

Engage in immersive gameplay and missions through the augmented reality features of the app.

- Launch AR modes from the app's main menu.
- Protect the Galactic Empire by identifying Rebel fighters and launching attacks.
- Experience gameplay from both first and third-person views.
- Use the included blaster in Mission Mode to achieve objectives.



Figure 4.1: Multiple users engaging with the Stormtrooper Robot and its companion app.

5. MAINTENANCE

5.1 Cleaning

To maintain the appearance and functionality of your Stormtrooper Robot:

- Wipe the robot's exterior with a soft, dry cloth.
- Do not use abrasive cleaners or solvents.
- Avoid exposing the robot to water or excessive moisture.

5.2 Storage

When not in use for extended periods, store the robot in a cool, dry place away from direct sunlight. Ensure the battery is partially charged before storage to prolong its lifespan.

6. TROUBLESHOOTING

If you encounter issues with your UBTECH First Order Stormtrooper Robot, refer to the following common problems and solutions:

Problem	Possible Cause	Solution
Robot does not turn on.	Low battery; Power switch off.	Charge the robot fully; Ensure the power switch is in the ON position.
Cannot connect to the app.	Wi-Fi issues; App not updated; Robot not in pairing mode.	Check Wi-Fi connection; Update the app to the latest version; Restart the robot and app; Follow app pairing instructions carefully.
Voice commands not recognized.	Background noise; Speaking too softly/quickly; Robot too far.	Reduce background noise; Speak clearly and at a moderate pace; Move closer to the robot.
Robot not moving correctly.	Obstruction; Sensor blockage; Uneven surface.	Clear any obstructions; Clean sensors; Operate on a flat, even surface.

For further assistance, please refer to the official UBTECH support resources.

7. SPECIFICATIONS







Feature	Detail
Model Number	IP-SW-002
Product Dimensions	5 x 6.5 x 11.02 inches
Item Weight	1.7 pounds
Battery	1 Lithium Polymer battery (included)
Connectivity	Wi-Fi, App-enabled (iOS and Android)
Recommended Age	14 years and up
Manufacturer	UBTech (Toys)
Release Date	December 19, 2017

8. WARRANTY AND SUPPORT

For warranty information and technical support, please visit the official UBTECH website or contact their customer service. Keep your purchase receipt as proof of purchase.

Safety Information: No specific safety warnings were provided beyond general product use. Always supervise children when operating the robot, especially given the recommended age of 14 years and up.

Related Documents - IP-SW-002

	<p>Star Wars First Order Stormtrooper Robot with Companion App - Quick Start Guide</p> <p>Get started with your Star Wars First Order Stormtrooper Robot. This guide provides essential information on setup, features, and app integration for an immersive Star Wars experience.</p>
	<p>UBTECH Yanshee ERHA101 User Manual</p> <p>Comprehensive user manual for the UBTECH Yanshee ERHA101 humanoid robot, covering safety precautions, packing list, appearance, specifications, app usage, smart applications, and open-source platform details.</p>
	<p>UBTECH uCode Quick Start Guide - Programming Education Robot</p> <p>A quick start guide for the UBTECH uCode robot, covering software introduction, module descriptions, assembly, connections, power, and operation. Learn how to program educational robots with uCode.</p>
	<p>Ulyte UP3001 User Manual - UBTECH Intelligent Gimbal Camera</p> <p>Comprehensive user manual for the UBTECH Ulyte UP3001 pocket gimbal camera, covering setup, operation, features, maintenance, and warranty information.</p>
	<p>UBTECH F10 Smart Refrigerated Feeder - Safety and Usage Information</p> <p>Detailed safety instructions, usage guidelines, and FCC compliance information for the UBTECH F10 Smart Refrigerated Feeder. Learn how to properly operate and maintain your device.</p>
	<p>Ubtech Stormtrooper Star Wars Interactive Robot - Product Information</p> <p>Detailed information about the Ubtech Stormtrooper Star Wars interactive robot, including specifications, features, logistical information, and purchase details from KPSPORT.</p>

