

## Ohaus 12120799

# Ohaus 12120799 Paper Roll Instruction Manual

MODEL: 12120799

## Introduction

This manual provides essential information for the proper use and maintenance of the Ohaus 12120799 Paper Roll. This continuous paper roll, measuring 57.5mm in width, is designed for use with Ohaus SF40A printers, which are commonly paired with Ohaus balances and scales. Its primary function is to facilitate accurate and reliable documentation of weighing results in various laboratory, industrial, and educational settings.

## Product Overview

The Ohaus 12120799 is a high-quality, continuous paper roll specifically manufactured for compatibility with the Ohaus SF40A printer. It ensures clear and consistent printouts for data logging and record-keeping. The paper is white and features a biodegradable warning, indicating its material composition. Each roll is designed for easy installation and reliable feeding within the printer mechanism.



Image: Two Ohaus 12120799 paper rolls, individually sealed in clear plastic, ready for use with compatible Ohaus printers.

## Setup and Installation

---

To ensure proper function, install the Ohaus 12120799 paper roll correctly into your SF40A printer. Refer to your SF40A printer's specific user manual for detailed instructions on opening the paper compartment and loading the roll. Generally, the steps involve:

1. Ensure the SF40A printer is powered off.
2. Open the printer's paper compartment cover.
3. Insert the Ohaus 12120799 paper roll into the designated slot, ensuring the paper feeds from the bottom of the roll towards the print head.
4. Pull a small length of paper out past the print head.
5. Close the paper compartment cover securely.
6. Tear off any excess paper, leaving a clean edge.

Proper loading prevents paper jams and ensures consistent print quality.

## Operating Considerations

---

Once installed, the paper roll will automatically feed as the SF40A printer generates printouts from connected Ohaus balances or scales. The continuous nature of the roll allows for extended printing sessions without frequent paper changes. Ensure that the printer's settings, such as date, time, and baud rate, are correctly configured via the PC configuration software for accurate data reporting.

- **Print Quality:** The Ohaus 12120799 paper is designed to provide clear and legible printouts when used with the SF40A printer.
- **Data Documentation:** This paper roll is integral for documenting weighing results, supporting traceability and compliance requirements, especially with GLP/GMP data output.

## Maintenance and Storage

To maintain the quality and longevity of the Ohaus 12120799 paper rolls:

- Store unused rolls in their original packaging in a cool, dry place, away from direct sunlight and excessive humidity.
- Avoid exposing the paper to extreme temperatures or moisture, which can affect print quality and paper integrity.
- Handle rolls by the edges to prevent contamination from oils or dirt, which could transfer to the print head.

## Troubleshooting

While the paper roll itself has few points of failure, issues related to printing often involve the paper. Consider the following if problems arise:

- **Paper Jams:** Ensure the paper roll is loaded correctly and not skewed. Check for any debris in the paper path of the SF40A printer.
- **Poor Print Quality:** Verify that the paper is inserted with the correct side facing the print head. If print quality remains poor, the issue may lie with the printer's print head or ribbon (if applicable), not the paper itself.
- **Paper Not Feeding:** Confirm the roll is seated properly and not stuck. Check the printer's feed mechanism for obstructions.

For persistent issues, consult the Ohaus SF40A printer manual or contact Ohaus customer support.

## Specifications

Attribute	Detail
Model Number	12120799
Brand	Ohaus
Sheet Size	Continuous Paper Roll, 57.5mm
Paper Finish	Uncoated
Color	White




Attribute	Detail
Item Weight	0.25 Pounds (approx. 113 grams)
Material Feature	Biodegradable Warning




## Warranty and Support

For information regarding warranty coverage for Ohaus products, including the SF40A printer with which this paper roll is used, please refer to the documentation provided with your Ohaus equipment or visit the official Ohaus website. For technical support, product inquiries, or assistance with troubleshooting, please contact Ohaus customer service directly. Contact details can typically be found on the Ohaus website or in your product's main user manual.

© 2024 Ohaus Corporation. All rights reserved.  
For more information, visit [www.ohaus.com](http://www.ohaus.com)

## Related Documents - 12120799

	<p><a href="#">OHAUS Scout STX Balances: Quick Start Guide</a></p> <p>A comprehensive quick start guide for the OHAUS Scout STX balances, detailing unpacking, setup, operation, calibration, safety precautions, and additional features.</p>
	<p><a href="#">OHAUS MB23 / MB25 Moisture Analyzer Instruction Manual</a></p> <p>Comprehensive instruction manual for OHAUS MB23 and MB25 Moisture Analyzers, covering installation, operation, safety, maintenance, and troubleshooting for optimal performance.</p>
	<p><a href="#">OHAUS Defender 3000 Series Base: Installation and Maintenance Manual</a></p> <p>This comprehensive manual provides detailed instructions for the installation, operation, maintenance, and troubleshooting of the OHAUS Defender™ 3000 Series Base. It includes technical specifications, safety precautions, and compliance information for various models.</p>

	<p><a href="#">OHAUS Extreme Shaker SHEX1619DG Instruction Manual</a></p> <p>Comprehensive instruction manual for the OHAUS Extreme Shaker, model SHEX1619DG. Covers installation, operation, maintenance, safety, specifications, and troubleshooting for laboratory use.</p>
	<p><a href="#">OHAUS Defender 3000 Series Base Instruction Manual - Installation, Maintenance, Specifications</a></p> <p>Comprehensive instruction manual for the OHAUS Defender 3000 Series Base, covering installation, safety precautions, intended use, maintenance, troubleshooting, technical specifications, dimensions, accessories, compliance, and warranty information.</p>
	<p><a href="#">OHAUS FD Series Food Portioning Scale: Speed, Durability, and Cleanliness for Food Service</a></p> <p>Explore the OHAUS FD Food Portioning Scale, a rugged, multi-use scale designed for food service applications. It offers speed, durability, and cleanliness with features like stainless steel construction, fast display, checkweighing, multiple weighing units, and compliance with NSF, USDA, and HACCP standards.</p>