

## Midea MWA08CR71-E

# Midea 8000 BTU Easycool Window Air Conditioner User Manual

Model: MWA08CR71-E

## INTRODUCTION

This manual provides detailed instructions for the installation, operation, and maintenance of your Midea Easycool 3-in-1 Window Air Conditioner. This unit is designed to cool and dehumidify home or office spaces efficiently. With an 8,000 BTU cooling capacity, it is suitable for rooms up to 340 square feet. Please read this manual thoroughly before using the appliance and retain it for future reference.

## SAFETY INFORMATION

### WARNING:

- Risk of fire or explosion due to flammable refrigerant used. Follow handling instructions carefully in compliance with U.S. Government regulations.
- This product contains chemicals known to the State of California to cause cancer and reproductive harm. For more information, visit [www.P65Warnings.ca.gov](http://www.P65Warnings.ca.gov).
- Always unplug the unit before cleaning or performing any maintenance to prevent electric shock or fire hazards.

## PACKAGE CONTENTS

Verify that all items are present in the package:

- Remote control
- AAA battery (2)
- User manual
- Installation manual
- Registration card
- Warranty card
- Installation kits (all mounting accessories)

## SETUP AND INSTALLATION

The Midea Easycool window unit is designed for easy installation without modification to the existing window frame. All necessary mounting accessories are included. A screwdriver is required for installation. For certain window frames, pilot holes may be recommended. Refer to the dedicated installation manual for detailed steps.



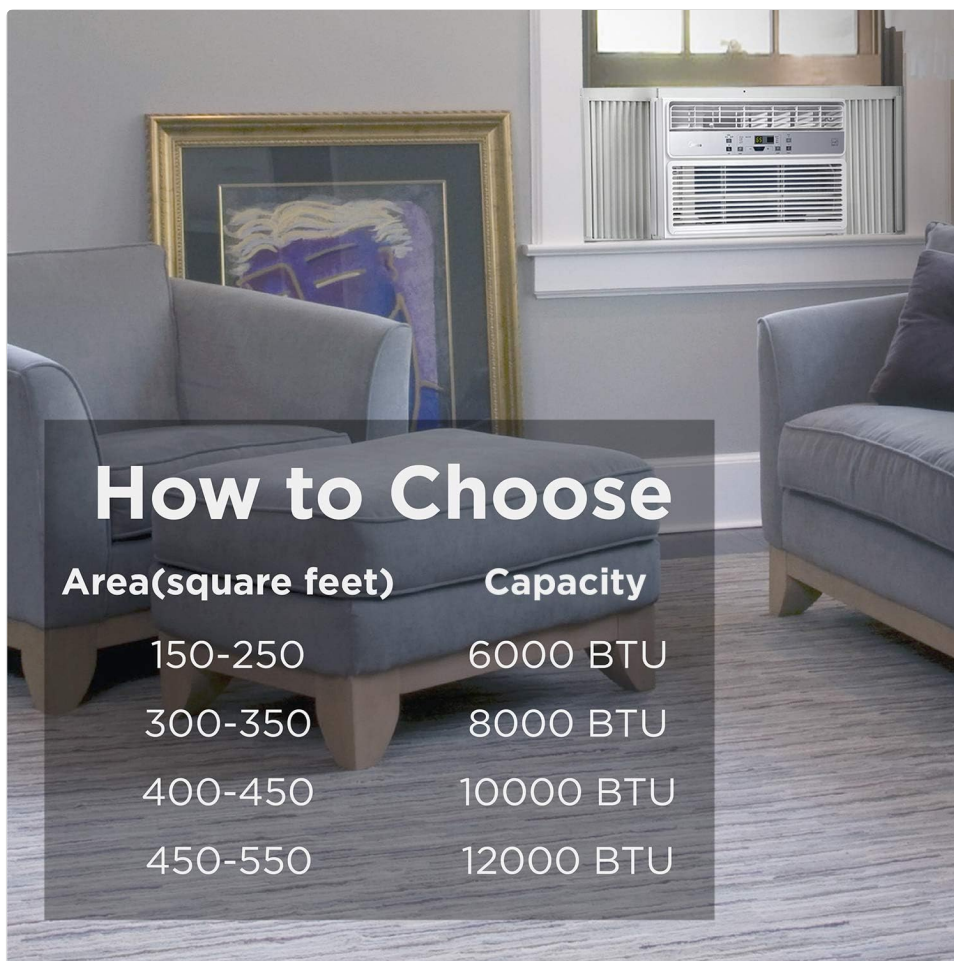
**Ideal Window Width:** Image illustrating the recommended window dimensions for installation: 14 inches height and 23-26 inches width.



**Product Dimensions:** Diagram showing the physical dimensions of the Midea Easycool Window Air Conditioner: Depth 16.02 inches, Width 18.54 inches, Height 13.39 inches.

## Choosing the Right Capacity

Selecting the correct BTU capacity for your room size ensures optimal cooling performance and energy efficiency.



## How to Choose

Area(square feet)	Capacity
150-250	6000 BTU
300-350	8000 BTU
400-450	10000 BTU
450-550	12000 BTU

**Capacity Selection Guide:** A guide table indicating recommended BTU capacity based on room area in square feet: 150-250 sq ft for 6000 BTU, 300-350 sq ft for 8000 BTU, 400-450 sq ft for 10000 BTU, and 450-550 sq ft for 12000 BTU.

## OPERATING INSTRUCTIONS

---

Your Midea Easycool AC unit offers Cooling, Dehumidifier, and Fan functions, along with various modes for enhanced comfort and energy saving.

### Control Panel and Remote Control

The unit features a clear LED display on the front panel and comes with an LCD remote control for convenient operation.

# LED Control Panel

Cooling, Dehumidification,  
and Fan-Only Function  
Timer, Energy Saver, and Sleep Modes

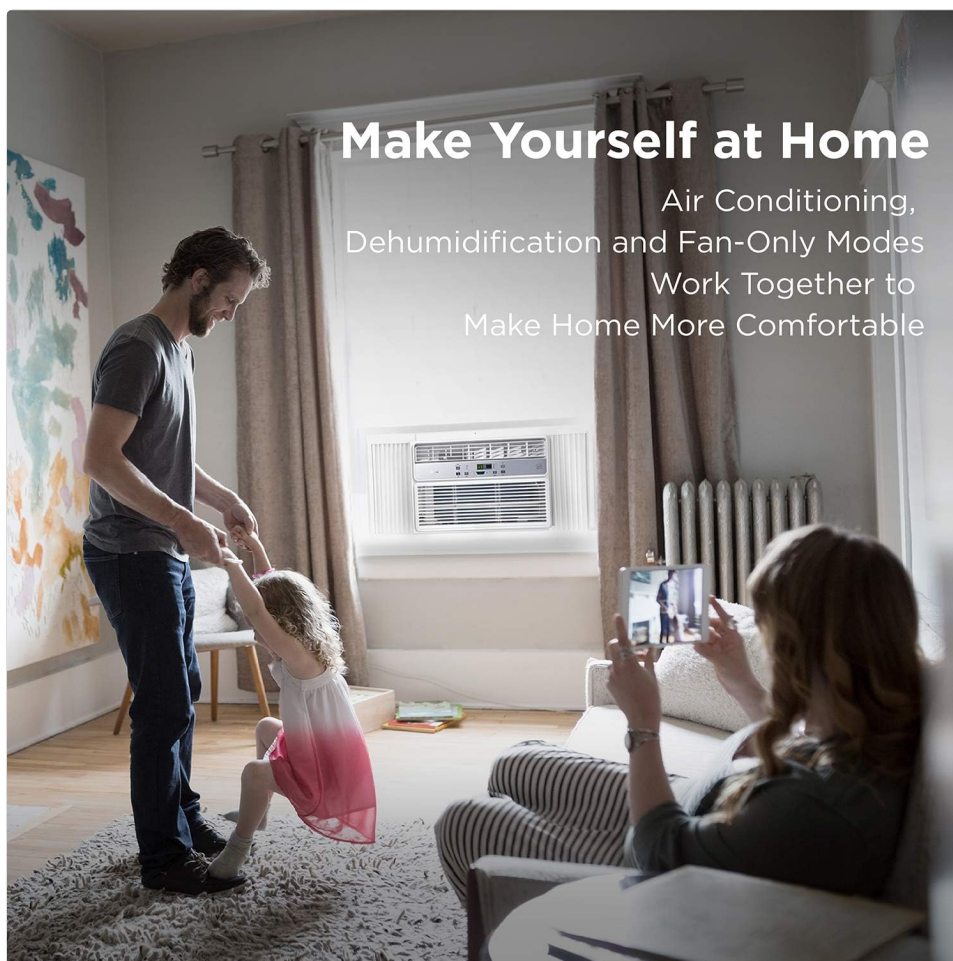


**LED Control Panel:** Detailed view of the LED control panel showing buttons for Timer, ECO, Mode, Power, Speed, Filter, and Sleep functions. The display shows '65'.

## Available Modes:

- **Cooling Mode:** Provides powerful cooling to lower room temperature.
- **Dehumidifier Mode:** Reduces humidity in the air.
- **Fan-Only Mode:** Circulates air without cooling.
- **Timer Mode:** Allows you to set a specific time for the unit to turn on or off.
- **Energy Saver Mode (ECO):** Optimizes operation to reduce energy consumption.
- **Sleep Mode:** Adjusts temperature and fan speed for comfortable sleep and energy saving.
- **Proximity Sensing Mode:** (Available with remote control) Adjusts cooling temperature based on the distance of the remote control from the unit.





## Make Yourself at Home

Air Conditioning,  
Dehumidification and Fan-Only Modes  
Work Together to  
Make Home More Comfortable

**Comfortable Environment:** A family in a living room, with the Midea window air conditioner visible in the background, illustrating comfortable home environment provided by the unit's air conditioning, dehumidification, and fan-only modes.

## MAINTENANCE

Regular cleaning and maintenance will help keep your air conditioner operating efficiently and looking new.

- **Cleaning:** Be sure to unplug the unit before cleaning to prevent shock or fire hazards. Wipe the exterior with a soft, damp cloth.
- **Filter Cleaning:** The air filter should be cleaned regularly to maintain optimal performance. Refer to the installation manual for instructions on how to remove and clean the filter.

## TROUBLESHOOTING

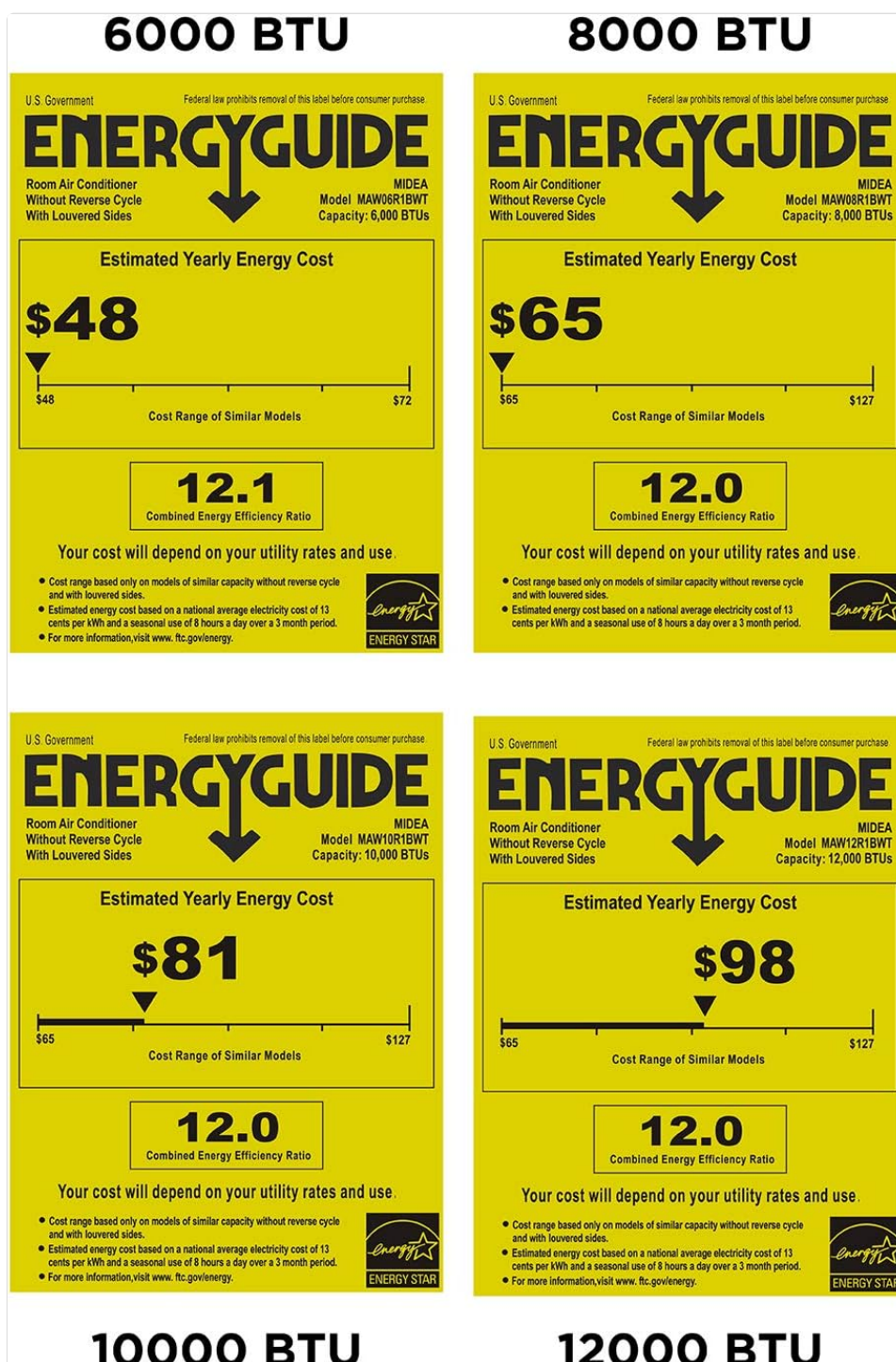
If you encounter issues with your Midea Easycool Window Air Conditioner, please refer to the troubleshooting section in the full installation manual for common problems and solutions. For persistent issues, contact customer support.

## SPECIFICATIONS

Feature	Detail
Model Number	MWA08CR71-E
Product Dimensions	18.54 x 16.02 x 13.39 inches
Item Weight	48.9 pounds

Cooling Power	8000 British Thermal Units (BTU)
Floor Area Coverage	Up to 340 Square Feet
Voltage	120 Volts
Power Source	Corded Electric
Special Feature	Dehumidifier
Refrigerant	R 410A
Batteries Required	Yes (2 AAA batteries, included for remote)
Assembly Required	Yes

## Energy Information



**Energy Guide:** Energy Guide labels for Midea window air conditioners, showing estimated yearly energy costs and combined energy efficiency ratios for 6000 BTU, 8000 BTU, 10000 BTU, and 12000 BTU models. The 8000 BTU model has an estimated yearly energy cost of \$65 and a combined energy efficiency ratio of 12.0.

## WARRANTY

---

Midea stands behind its product with a one-year limited warranty covering parts and labor from the original purchase date. Please refer to the included warranty card for full terms and conditions.

## CUSTOMER SUPPORT

---

For any further questions or assistance, please contact Midea customer support:

- **Phone:** 1-866-646-4332
- **Website:** <https://us.midea.com/us/contact-us>

