

TBS TBS6904SE

TBS 6904SE DVB-S2/S/S2X Quad Tuner PCIe Card User Manual

Model: TBS6904SE

INTRODUCTION

The TBS 6904SE is a professional-grade DVB-S2/S/S2X quad tuner PCIe card designed for receiving and recording Free-to-Air (FTA) satellite TV and radio programs on your personal computer. This manual provides essential information for the proper installation, configuration, and operation of your device.

PRODUCT OVERVIEW

The TBS 6904SE features four advanced DVB-S2/S/S2X tuners, allowing simultaneous viewing of one channel and recording of three others from different satellite transponders. It supports both standard and high-definition digital TV channels, including VCM (Variable Coding and Modulation) for industrial applications. This card facilitates high-speed data download via satellite and offers fast scanning functionality for efficient channel acquisition.




Figure 1: Front view of the TBS 6904SE Quad Tuner PCIe Card, showing the four F-type coaxial inputs and the PCIe connector.

PACKAGE CONTENTS

Verify that all items are present in the package:

- 1x TBS6904SE DVB-S2/S/S2X Quad Tuner PCIe Card
- 1x Power Cable

SYSTEM REQUIREMENTS

Ensure your system meets the following minimum requirements for optimal performance:

- **Operating System:** Windows XP / Vista / 7 / 8 / 10, or Linux
- **Available Slot:** PCI Express x1, x4, x8, or x16 slot
- **Processor:** Intel Core i3 or equivalent (recommended for HD decoding)

- **RAM:** 2GB or more
- **Hard Disk:** 1GB free space for software installation, additional space for recordings
- **Satellite Dish:** Properly installed and aligned satellite dish with LNB(s)

SETUP AND INSTALLATION

Follow these steps to install the TBS 6904SE card into your computer:

1. Prepare your computer:

- Shut down your computer completely and unplug the power cord.
- Open the computer case.
- Touch a grounded metal object (e.g., the computer chassis) to discharge any static electricity.

2. Install the PCIe card:

- Locate an available PCI Express x1, x4, x8, or x16 slot on your motherboard.
- Carefully insert the TBS 6904SE card into the chosen PCIe slot, ensuring it is fully seated.
- Secure the card with the screw provided by your computer case manufacturer.




Figure 2: Angled view of the TBS 6904SE card, showing the PCIe connector and the four tuner inputs, ready for installation into a motherboard slot.

3. Connect the power cable:

- Connect the provided power cable to the power connector on the TBS 6904SE card and to an available power connector from your power supply unit (PSU).

4. Connect satellite cables:

- Connect your satellite dish LNB cables to the F-type coaxial inputs on the TBS 6904SE card. Each input corresponds to a tuner.




Figure 3: Close-up view of the four F-type coaxial inputs on the TBS 6904SE card, labeled LNB 0 to LNB 3, where satellite cables are connected.

5. Close the computer case:

- Replace the computer case cover and reconnect the power cord.

6. Install drivers and software:

- Power on your computer.
- Download the latest drivers for the TBS 6904SE from the official TBS website.
- Install the drivers and any recommended TV viewing software (e.g., DVBCViewer, ProgDVB, Kodi with DVBCLink).

OPERATING INSTRUCTIONS

Once the hardware and software are installed, you can begin using your TBS 6904SE card:

1. **Launch TV software:** Open your preferred DVB software application.
2. **Configure tuners:** In the software settings, identify and configure the four TBS 6904SE tuners.
3. **Scan for channels:** Perform a satellite scan to detect available channels. You may need to enter satellite

parameters (e.g., LNB type, DiSEqC settings).

4. **Watch and record:** Select a channel to watch live TV. Use the software's recording features to schedule or manually record programs. The quad tuner capability allows for flexible viewing and recording combinations.
5. **High-speed data download:** If supported by your software and service provider, configure the card for high-speed data reception via satellite.

MAINTENANCE

To ensure the longevity and optimal performance of your TBS 6904SE card:

- **Keep drivers updated:** Regularly check the official TBS website for the latest driver versions.
- **Ensure proper ventilation:** Make sure your computer case has adequate airflow to prevent overheating of internal components, including the tuner card.
- **Clean connections:** Periodically check and gently clean the satellite cable connections to ensure good signal integrity.
- **Avoid physical damage:** Handle the card carefully during installation or removal to prevent bending or breaking components.

TROUBLESHOOTING

If you encounter issues, refer to the following common troubleshooting steps:

- **Card not detected:**
 - Ensure the card is fully seated in the PCIe slot.
 - Verify the power cable is securely connected.
 - Check Device Manager (Windows) or lspci (Linux) to see if the card is recognized.
 - Try a different PCIe slot if available.
- **No signal or poor signal quality:**
 - Check all satellite cable connections.
 - Ensure your satellite dish is correctly aligned.
 - Verify LNB settings in your DVB software.
 - Check for obstructions between the dish and the satellite.
- **Channels not found during scan:**
 - Confirm correct satellite parameters (frequency, symbol rate, polarization) are entered in the software.
 - Ensure the correct tuner is selected for the scan.
 - Update transponder lists in your DVB software.
- **Software crashes or freezes:**
 - Ensure you have the latest drivers installed.
 - Try a different DVB software application to isolate the issue.
 - Check for conflicts with other hardware or software.

SPECIFICATIONS

Feature	Detail
Connection Interface	PCI Express x1

Feature	Detail
Tuner Type	DVB-S2 / S / S2X Quad Tuner
RF Inputs	4x F-type coaxial inputs
DVB-S/S2 Modulation	QPSK, 8PSK, 16APSK, 32APSK
DVB-S2X Modulation	QPSK, 8PSK (8APSK-L), 16APSK, 32APSK (32APSK-L)
VCM Support	Yes
Symbol Rate	1 ~ 45 Msps
Power Consumption	8 ~ 12W
Operating Temperature	0°C ~ 78°C
Video Capture Resolution	1080p (Software dependent)
Compatible Devices	Personal Computer
Platform	Linux, Windows
Model Name	TBS6904se
Manufacturer	TBS Technologies International LTD
UPC	688209293661




Figure 4: Rear view of the TBS 6904SE card, showing the component side and the serial number label.

WARRANTY INFORMATION

The TBS 6904SE DVB-S2/S/S2X Quad Tuner PCIe Card comes with a **2-year warranty** from the date of purchase. This warranty covers manufacturing defects and malfunctions under normal use. Please retain your proof of purchase for warranty claims. For detailed warranty terms and conditions, refer to the official TBS website.

SUPPORT

For technical assistance, driver downloads, software updates, or further inquiries, please visit the official TBS website:

www.tbsdtv.com

You may also find community forums and FAQs on the website that can help resolve common issues.

