

Xiaomi XIROUTER3

Xiaomi Mi Router 3 International Edition User Manual

Model: XIROUTER3

1. PRODUCT OVERVIEW

The Xiaomi Mi Router 3 International Edition (Model: XIROUTER3) is a high-performance dual-band wireless router designed for home use. It supports the 802.11a wireless communication standard and operates on both 2.4 GHz and 5 GHz frequencies, providing stable and fast internet connectivity for various devices such as laptops, tablets, and smartphones. This router also features an Access Point Mode, enhancing network coverage and flexibility.



Image 1.1: Front view of the Xiaomi Mi Router 3, showcasing its sleek white design and four external antennas.

2. SAFETY INFORMATION

Please read and follow these safety guidelines to ensure proper operation and prevent damage to the device or injury to yourself:

- Do not expose the router to water, moisture, or extreme temperatures.
- Use only the original power adapter provided with the device.
- Ensure proper ventilation around the router to prevent overheating.
- Do not attempt to disassemble or repair the device yourself. Contact qualified service personnel for assistance.
- Keep the router away from strong electromagnetic fields.

3. PACKAGE CONTENTS

Verify that all items are present in the package:

- Xiaomi Mi Router 3 International Edition unit
- Power Adapter
- Ethernet Cable
- Quick Start Guide (this manual)

4. HARDWARE OVERVIEW

Familiarize yourself with the ports and indicators on your Xiaomi Mi Router 3.



Image 4.1: Rear view of the Xiaomi Mi Router 3, showing the various ports and connections.

Rear Panel Ports:

- **USB Port (USB 2.0):** For connecting external storage devices.
- **LAN Ports (LAN 1, LAN 2):** For connecting wired devices such as computers, gaming consoles, or smart TVs.
- **WAN Port:** For connecting to your modem or internet service provider's network.
- **Power Input:** For connecting the power adapter.
- **Reset Button:** A small pinhole button to restore factory settings (press and hold for 5-10 seconds while powered on).

Front Panel Indicator:

- **System LED:** Indicates the router's status (e.g., solid blue for normal operation, blinking for setup or error).

5. SETUP GUIDE

Follow these steps for the initial setup of your Xiaomi Mi Router 3:

1. **Connect the Hardware:**

- Connect one end of the provided Ethernet cable to the WAN port (blue) on the router.
- Connect the other end of the Ethernet cable to your modem's LAN port.
- Connect the power adapter to the router's power input and then plug it into a power outlet.

2. **Power On:** The system LED on the front of the router will light up. Wait for it to turn solid blue, indicating the router is ready.

3. **Connect to the Router:**

- **Wireless:** On your computer or mobile device, search for the Wi-Fi network named 'Xiaomi_XXXX' (XXXX will be the last four digits of the router's MAC address). Connect to this network. No password is required for the initial connection.
- **Wired:** Connect an Ethernet cable from one of the router's LAN ports to your computer's Ethernet port.

4. **Initial Configuration:**

- Open a web browser (e.g., Chrome, Firefox) and type miwifi.com or 192.168.31.1 into the address bar.
- Follow the on-screen instructions to set up your internet connection type (e.g., DHCP, PPPoE), Wi-Fi name (SSID), and Wi-Fi password.
- You may also be prompted to set an administrator password for the router's management interface.

5. **Mobile App Setup (Optional):** Download the 'Mi Wi-Fi' app from your device's app store. This app allows for easy management and monitoring of your network.



Image 5.1: The Xiaomi Mi Router 3 positioned on a wooden table, ready for setup.

6. OPERATING INSTRUCTIONS

Once set up, your Xiaomi Mi Router 3 will provide wireless and wired internet access.

Connecting Devices:

- **Wireless Devices:** On your smartphone, tablet, or laptop, search for available Wi-Fi networks and select the SSID you configured during setup. Enter the Wi-Fi password to connect.
- **Wired Devices:** Connect an Ethernet cable from your device (e.g., desktop computer, smart TV) to any of the router's LAN ports.

Network Management:

- **Web Interface:** Access the router's web interface (miwifi.com or 192.168.31.1) using your administrator

password to manage settings such as Wi-Fi name/password, guest network, parental controls, and more.

- **Mobile App:** Use the 'Mi Wi-Fi' app for convenient control over your network, including device management, security settings, and firmware updates.



Image 6.1: A user comfortably operating a laptop, with the Xiaomi Mi Router 3 positioned nearby, illustrating typical home usage.



Image 6.2: A person taking a selfie, demonstrating the router's seamless integration into a modern connected lifestyle.

7. MAINTENANCE

Regular maintenance helps ensure optimal performance and longevity of your router.

- **Firmware Updates:** Periodically check for and install firmware updates through the web interface or the Mi Wi-Fi app. Updates often include performance improvements, security patches, and new features.
- **Cleaning:** Gently wipe the router's exterior with a soft, dry cloth. Do not use liquid cleaners or abrasive materials. Ensure ventilation holes are free from dust.
- **Optimal Placement:** Place the router in a central location in your home, away from obstructions, large metal objects, and other electronic devices that may cause interference. Elevating the router can also improve signal strength.
- **Rebooting:** If you experience network issues, try rebooting the router by unplugging the power adapter for 10 seconds and then plugging it back in.

8. TROUBLESHOOTING

Here are solutions to common issues you might encounter:

Problem	Solution
No Internet Access	Check if the WAN cable is securely connected to both the router and modem. Verify your modem is working correctly. Reboot both the modem and router.
Weak Wi-Fi Signal	Relocate the router to a central, open area. Reduce interference from other electronic devices. Ensure antennas are positioned vertically.
Cannot Access Router Settings	Ensure your device is connected to the router's Wi-Fi or LAN port. Try accessing miwifi.com or 192.168.31.1 . Clear your browser's cache or try a different browser.
Forgot Wi-Fi Password	Access the router's web interface or Mi Wi-Fi app to view or change the password. If unable to access, perform a factory reset (see Hardware Overview).

9. SPECIFICATIONS






Detailed technical specifications for the Xiaomi Mi Router 3 International Edition:

- **Brand:** Xiaomi
- **Model:** XIROUTER3
- **Product Dimensions:** 18 x 19 x 3 cm
- **Item Weight:** 499 g
- **Color:** White
- **Wireless Type:** 802.11a
- **Wireless Communication Standard:** 802.11a
- **Frequency Band Class:** Dual-Band (2.4 GHz and 5 GHz)
- **Frequency:** 5 GHz (also supports 2.4 GHz)
- **Connectivity Technology:** Wireless
- **Number of USB 2.0 Ports:** 1
- **Operating System:** RouterOS (Customized Xiaomi firmware)
- **Special Features:** Access Point Mode
- **Compatible Devices:** Laptop, Tablet, Smartphone
- **Recommended Uses:** Home

10. WARRANTY AND SUPPORT

For warranty information and technical support, please refer to the official Xiaomi website or contact your local authorized dealer. Keep your proof of purchase for warranty claims.

Related Documents - XIROUTER3

	<p>Xiaomi Router 4A Gigabit Edition User Manual: Setup, Features, and Specifications</p> <p>This comprehensive user manual provides detailed instructions for setting up and managing the Xiaomi Router 4A Gigabit Edition. Learn about network connection, Wi-Fi configuration, troubleshooting, specifications, and compliance information.</p>
	<p>Xiaomi Mi Router 4A Gigabit Edition User Manual</p> <p>User manual for the Xiaomi Mi Router 4A Gigabit Edition, providing setup instructions, network connection configuration, FAQ, and specifications.</p>
	<p>Xiaomi Mi Router 4A Gigabit Edition User Manual</p> <p>Comprehensive user manual for the Xiaomi Mi Router 4A Gigabit Edition, covering setup, network connection, management, and troubleshooting.</p>
	<p>Xiaomi Mi Router 4A Gigabit Edition User Manual</p> <p>A comprehensive user manual for the Xiaomi Mi Router 4A Gigabit Edition, covering setup, network connection, management, and troubleshooting.</p>
	<p>Xiaomi Mi Router 4A Gigabit Edition User Manual</p> <p>Comprehensive user manual for the Xiaomi Mi Router 4A Gigabit Edition (Model R4A), covering setup, network configuration, Wi-Fi management, FAQs, technical specifications, and compliance information.</p>



[Xiaomi BE3600 Pro Whole-House Router User Manual](#)

Comprehensive user manual for the Xiaomi BE3600 Pro Whole-House Router, covering setup, mesh networking, troubleshooting, and warranty information.