

## VASAGLE LBC203D

# VASAGLE LBC203D 6-Compartment Bookcase User Manual

Model: LBC203D

## 1. INTRODUCTION

This document provides comprehensive instructions for the assembly, operation, and maintenance of your VASAGLE LBC203D 6-Compartment Bookcase. Please read this manual thoroughly before assembly and use to ensure proper function and safety.

## 2. PRODUCT COMPONENTS

The following items are included in your package:

- 1 x VASAGLE LBC203D 6-Compartment Bookcase
- 1 x Accessory Pack (including hardware and spare screws)
- 1 x Instruction Manual (multi-language)
- Floor sliders for scratch protection
- Anti-tipping device for wall attachment

## 3. SPECIFICATIONS

Feature	Detail
Brand	VASAGLE
Model Number	LBC203D
Color	White
Material	Wooden chipboard with melamine veneer
Product Dimensions (L x W x H)	65.5 x 30 x 97.5 cm

Feature	Detail
Height per Compartment	30.5 cm (12 inches)
Weight	19.2 kg (18 kg listed in specifications)
Max. Static Load per Compartment	15 kg (10 kg listed in feature bullets)
Total Maximum Weight Capacity	90 kg
Number of Shelves	6
Mounting Type	Wall Mount (anti-tipping device included)

*Note: Slight variations in weight capacity may occur based on specific product batches. Always adhere to the lower specified limit for safety.*

## 4. SAFETY INFORMATION

- **Anti-Tipping Device:** For safety reasons, always attach the product to the wall using the included anti-tipping device.
- **Children's Safety:** Children must not climb on or play with the product.
- **Environmental Conditions:** Do not place this product in a humid environment to prevent mold and damage.
- **Load Capacity:** Do not exceed the maximum static load capacity per compartment (10-15 kg) or the total maximum weight capacity (90 kg).
- **Item Size:** The compartments are not suitable for DIN A4 folders.

## 5. SETUP AND ASSEMBLY

Assembly of the VASAGLE LBC203D bookcase is designed to be straightforward. Follow the detailed instructions provided in the included accessory pack. Ensure all components are present before beginning assembly.

1. **Unpack Components:** Carefully unpack all parts and hardware. Verify against the parts list in the included instruction manual.
2. **Identify Parts:** All parts are marked for easy identification.
3. **Assemble Frame:** Follow the step-by-step diagrams to connect the side panels and shelves. The side shelves are designed with grooves to facilitate back panel installation and enhance stability.
4. **Install Back Panel:** Secure the back panel into the grooves.
5. **Attach Floor Sliders:** Apply the provided floor sliders to the bottom of the unit to protect your flooring.
6. **Secure to Wall:** For increased stability and safety, attach the bookcase to the wall using the provided anti-tipping device.



**Figure 5.1: Product Dimensions.** This image illustrates the overall dimensions of the bookcase, including its width (65.5 cm), depth (30 cm), height (97.5 cm), and the internal height of each compartment (30.5 cm).



**Figure 5.2: Assembled Bookcase.** A clear front view of the white 6-compartment bookcase, showcasing its simple and functional design.

## 6. OPERATING INSTRUCTIONS

---

The VASAGLE LBC203D bookcase is designed for versatile storage and display. It can be used vertically or

horizontally depending on your space and needs.

- **Storage:** Utilize the six compartments for organizing books, decorative items, office supplies, or clothing.
- **Placement:** Suitable for living rooms, bedrooms, children's rooms, or offices.
- **Versatility:** Can function as a traditional bookcase, a storage shelf, or even a TV stand when placed horizontally.



**Figure 6.1: Multiple Bookcases in Use.** This image demonstrates how two VASAGLE LBC203D units can be combined to create a larger storage solution, showcasing various items stored within the compartments.



**Figure 6.2: Bookcase in an Office Setting.** A single unit is shown in an office, highlighting its use for books and small decorative elements, demonstrating its adaptability to different room types.





**Figure 6.3: Horizontal Use for Clothing Storage.** This image illustrates the bookcase positioned horizontally, effectively used for storing folded garments and accessories, demonstrating its flexibility beyond just books.

## 7. MAINTENANCE

---

Proper care will extend the life and appearance of your bookcase.

- **Cleaning:** The smooth surface can be easily cleaned with a damp cloth. Avoid abrasive cleaners or harsh chemicals.
- **Moisture:** Do not place the product in a humid environment to prevent damage and mold growth.
- **Sunlight:** Avoid prolonged exposure to direct sunlight to prevent fading or material degradation.



**Figure 7.1: Surface Detail.** A close-up shot highlighting the smooth, easy-to-clean surface and precise corner construction of the bookcase.

## 8. TROUBLESHOOTING

---

If you encounter any issues with your bookcase, consider the following:

- **Stability Issues:** Ensure all screws are tightened securely. Verify that the anti-tipping device is correctly installed and attached to a sturdy wall.
- **Missing Parts:** Double-check the accessory pack against the parts list in the instruction manual. Contact customer support if parts are genuinely missing.
- **Damage:** If any parts are damaged upon arrival, do not proceed with assembly. Contact customer support for assistance.

## 9. IMPORTANT NOTES





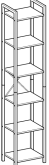



---

- The compartments are not designed to accommodate standard DIN A4 folders.
- Always refer to the included physical instruction manual for the most detailed and up-to-date assembly



steps and safety warnings.

## Related Documents - LBC203D

<p>User Manual of Product 1: VASAGLE Bookshelf, 5-Tier Open Bookcase with Adjustable Storage Shelves, Floor Standing Unit, Rustic-Black ULBC165X01</p> <p>User Manual of Product 2: VASAGLE ALINRU Storage Shelf, Bookshelf with 5 Shelves, Steel Frame, for Living Room, Entryway, Office, Industrial Style, Rustic-Black and Black-ULLS025B01, 24.4" x 9.4" x 66.9" (H) (D) x 15.4" (W)</p>	<p><a href="#">VASAGLE Bookshelf User Manual: Assembly &amp; Care for ULBC165X01 &amp; ULLS025B01</a></p> <p>Official user manual for VASAGLE bookshelves, including assembly instructions, safety guidelines, and care tips for models ULBC165X01 (5-Tier Open Bookcase) and ULLS025B01 (ALINRU Storage Shelf).</p>
<p>LLS34/034</p> <p><b>Ladder Shelf</b></p>  	<p><a href="#">VASAGLE LLS34/034 Ladder Shelf Assembly Instructions</a></p> <p>Step-by-step guide for assembling the VASAGLE LLS34/034 Ladder Shelf, a 4-tier corner storage unit. Includes parts, hardware, tools, assembly steps, and crucial safety warnings for safe installation and use.</p>
<p>VASAGLE</p> <p><b>LLS47</b></p>  	<p><a href="#">VASAGLE LLS47 Ladder Shelf with Cabinet - Assembly Guide</a></p> <p>Comprehensive assembly instructions for the VASAGLE LLS47 ladder shelf unit with a two-door cabinet. Includes a detailed parts list, safety warnings, and step-by-step visual guidance for building the furniture.</p>
<p>User Manual of Product 1: VASAGLE Bookshelf, 6-Tier Open Bookcase with Adjustable Storage Shelves, Floor Standing Unit, Rustic-Black ULBC166X01</p> <p>User Manual of Product 2: VASAGLE 39-Inch Computer Writing Desk, Home Office Small Desk, Industrial, Industrial Style PC Laptop Table, Steel Frame, 39" x 19.5" x 29.5" (H) (D) x 19.5" (W)</p>	<p><a href="#">VASAGLE Bookshelf &amp; Desk User Manual: Assembly and Care Guide</a></p> <p>Comprehensive user manual for VASAGLE furniture, detailing assembly, safety, and care for the 6-Tier Open Bookshelf (ULBC166X01, LBC165) and the 39-Inch Computer Writing Desk. Includes step-by-step instructions and important warnings.</p>
<p>LLS101</p> <p><b>Bookcase</b></p>  	<p><a href="#">VASAGLE LLS101 Bookcase Assembly Instructions</a></p> <p>Step-by-step assembly guide for the VASAGLE LLS101 bookcase, including parts list, tools required, and safety guidelines.</p>
<p>VASAGLE</p> <p><b>LWS26</b></p>  	<p><a href="#">VASAGLE LWS26 1-Tier Floating Wall Shelf Assembly Instructions</a></p> <p>Official assembly instructions and user guide for the VASAGLE LWS26 1-tier floating wall shelf. Includes parts list, tools required, and step-by-step installation for different wall types.</p>

