

Manuals+

[Q & A](#) | [Deep Search](#) | [Upload](#)

manuals.plus /

› [DOOGEE](#) /

› [Doogee BL5000 Smartphone User Manual](#)

DOOGEE BL5000

DOOGEE BL5000 Smartphone User Manual

Model: BL5000

INTRODUCTION

This user manual provides essential information for the safe and efficient operation of your DOOGEE BL5000 smartphone. Please read this manual thoroughly before using your device to ensure proper functionality and to avoid damage.

The DOOGEE BL5000 is a high-performance smartphone featuring a 5.5-inch FHD display, powered by an Octa-core processor, and equipped with 4GB RAM and 64GB internal storage. It runs on Android v7.0 (Nougat) operating system.

DEVICE OVERVIEW

Familiarize yourself with the physical components of your DOOGEE BL5000 smartphone.



Figure 1: Front and side view of the DOOGEE BL5000 smartphone, highlighting its sleek design and button placement.

AMAZING WITH SPARKLING RADIANCE

Layering 15 kinds of technology to create sparkling radiance in the curved BL5000. It reflects unique radiance with every movement of you. It shines amazing from every angle.



Figure 2: Rear and front view of the DOOGEE BL5000, showcasing its curved design and sparkling radiance achieved through 15 layers of technology.

8 SIDES, CURVED TO EXTREME

Applying 3D design in both front and back, BL5000 is like a sleek gem in whole.
The curved front and back is seamlessly connected with matte middle frame, completely fits your palm, bringing the best grip of it.



Figure 3: A display of multiple DOOGEE BL5000 smartphones in blue, gold, and black, emphasizing the 8-sided curved design that provides an ergonomic grip.

SETUP

1. Inserting SIM Cards and SD Card

The DOOGEE BL5000 supports dual SIM cards and an expandable memory card. Locate the SIM tray on the side of the device. Use the provided SIM ejector tool to open the tray. Carefully place your Nano-SIM cards and/or microSD card into the designated slots. Ensure the cards are correctly oriented as indicated on the tray. Gently push the tray back into the device until it clicks into place.

2. Initial Power On and Setup Wizard

Press and hold the Power button on the side of the phone until the DOOGEE logo appears. The phone will boot up and guide you through the initial setup wizard. Follow the on-screen prompts to select your language, connect to a Wi-Fi network, set up your Google account, and configure security settings (fingerprint, PIN, pattern, or password).

3. Charging the Battery

Before first use, it is recommended to fully charge the device. Connect the USB cable to the phone's charging port and the other end to a power adapter. Plug the adapter into a wall outlet. The battery indicator on the screen will show charging progress. The BL5000 features a 5050mAh battery and supports 12V-2A quick charging.

5050mAh, BE LONG TO YOU

BL means it is going to "be long", with the volume of 5050mAh. Doubled battery volume than normal phone is a guarantee on long time working. It's large enough to finish the series of 5 <transformers> in your BL5000, then powering up iPhone 7.



5050mAh



OTG



Android & ios



Figure 4: Illustration of the DOOGEE BL5000's large 5050mAh battery, designed for extended usage.

12V-2A, MORE THAN 'QUICK'

With 24W of quick charging technology, it gets quicker to power up your BL5000. It has passed the charging standards and safety test of Quick Charge 3.0 tier so that you are safe with BL5000. 10 minutes charging for 40% power, and it's enough for moderate use of one day long.

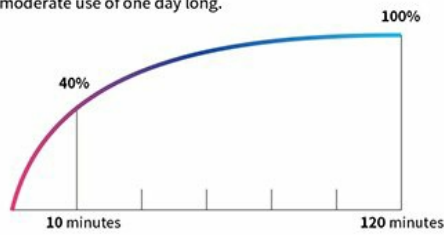


Figure 5: The DOOGEE BL5000 supports 12V-2A quick charging, allowing for significant battery charge in a short period, such as 40% in 10 minutes.

OPERATING YOUR SMARTPHONE

Basic Navigation

- **Power Button:** Press to wake/sleep the screen. Press and hold to power on/off or restart.
- **Volume Buttons:** Adjust media volume during playback or ringtone volume.
- **Home Button:** Tap to return to the home screen.
- **Back Button:** Tap to go back to the previous screen.
- **Recent Apps Button:** Tap to view and switch between recently used applications.

Display and Brightness

The BL5000 features a 5.5-inch FHD (1920x1080) display with 650nit brightness, ensuring clear visibility even in bright sunlight. You can adjust the brightness manually or enable auto-brightness in the display settings.

650NIT LIGHT UP YOUR SCREEN

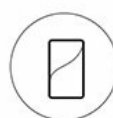
BL5000 is carrying a highly clear and bright display, which gets a stunning 650nit of brightness to light up as usual even under direct midday sunshine. The auto adjustable brightness is from 1nit to 625nit, easier on your eyes no matter it's night or noon. FHD (1920*1080) of resolution, no doubt will bring you a visual feast that's sharp and vivid.



650nit



5.5" FHD display



Corning® Gorilla® Glass 5

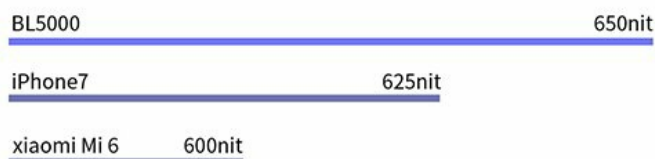
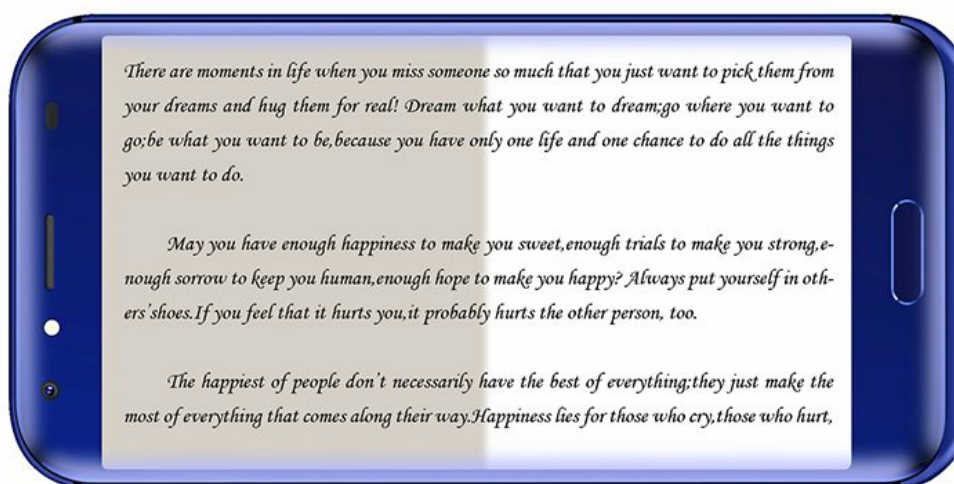


Figure 6: The DOOGEE BL5000's 650nit display ensures excellent visibility and vivid colors, even under direct sunlight.

Camera Features


The DOOGEE BL5000 is equipped with a dual 13.0MP rear camera system that supports PDAF and a soft flashlight. It can create a blur effect for professional-looking portraits.

BLUR EFFECT MAKES EVERY SHOT A VOGUE COVER

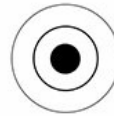
Upgraded DOOGEE 13.0MP dual camera is able to blur your photo as a DSLR do. it is using dual sensors to detect blur range automatically, so the natural transition from focus to background makes your work no less than a Vogue cover photo.



13.0MP*2



Soft flashlight



PDAF




Figure 7: The DOOGEE BL5000's dual camera system can produce a natural blur effect, similar to DSLR cameras, enhancing portrait photography.

Connectivity

The device supports 4G and 4G+ networks with LTE Cat-6, offering faster download and upload speeds. It also includes Wi-Fi, Bluetooth, and USB connectivity options.

4G TO 4G+, THE FUTURE INTERNET

The powerful BL5000 supports 4G+, dual SIM. With LTE Cat-6 supported, the speed of download and upload will be double times of regular 4G.



LTE Cat-6 supported



dual SIM

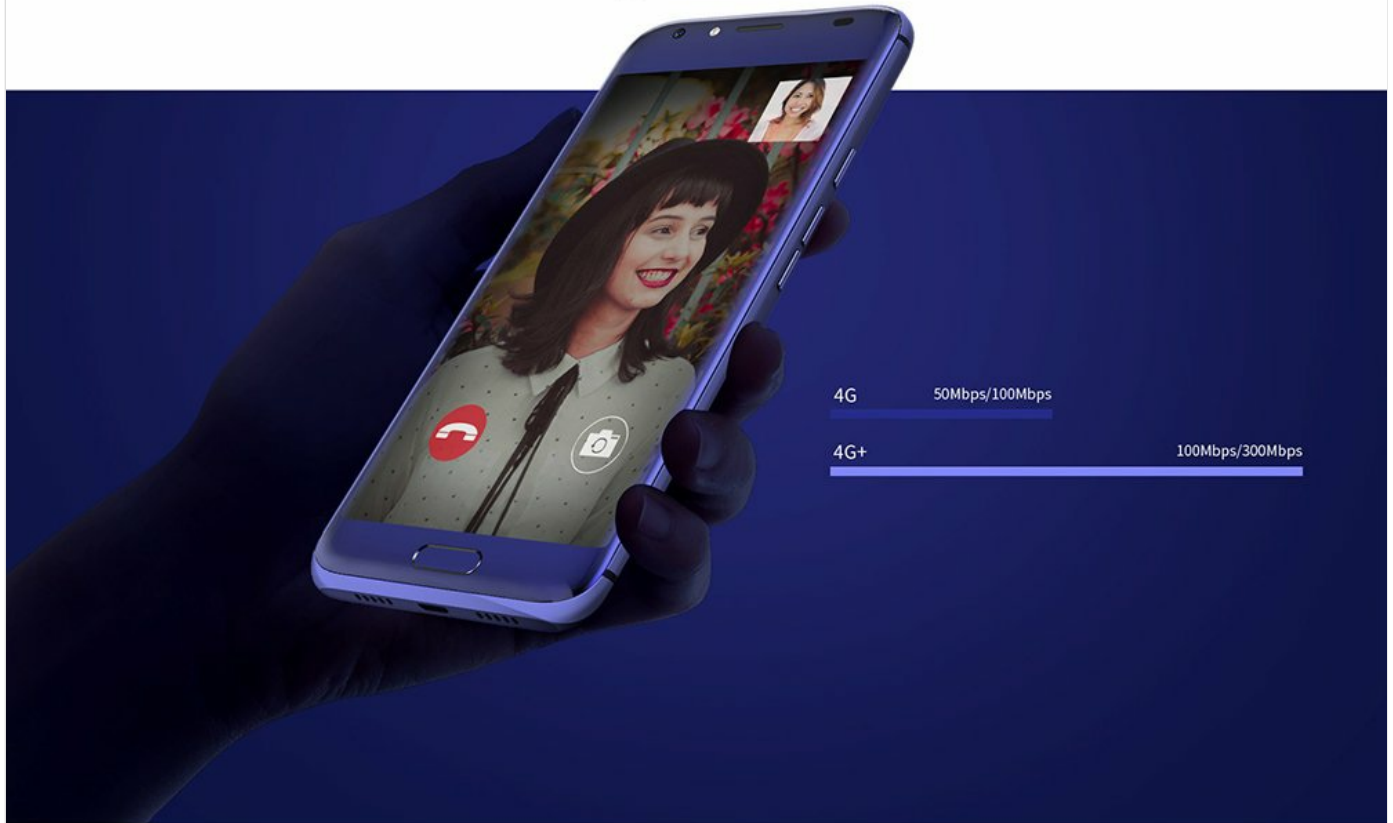


Figure 8: The DOOGEE BL5000 supports advanced 4G+ (LTE Cat-6) network technology, providing significantly faster internet speeds compared to standard 4G.

MAINTENANCE

- **Cleaning:** Use a soft, lint-free cloth to clean the screen and body of the phone. Avoid using harsh chemicals or abrasive materials.
- **Software Updates:** Regularly check for system updates to ensure optimal performance and security. Go to Settings > About phone > System updates.
- **Battery Care:** To prolong battery life, avoid exposing the phone to extreme temperatures. Do not let the battery drain completely before recharging frequently.
- **Storage Management:** Periodically clear cache, uninstall unused apps, and transfer large files to external storage (SD card) to maintain sufficient free space. The BL5000 comes with 64GB of internal storage.

BIG ENOUGH, STRONG ENOUGH

BL5000 comes with efficient octa-core CPU, up to 4GB of RAM and 64GB of internal storage, that's big enough to store up to 15 HD movies, 60 mobile games and 10,000 songs. Surely you will also enjoy the 4GB of RAM to a best <Monument Valley 2> experience.

OCTA-CORE

4GB RAM

64GB STORAGE



Figure 9: The DOOGEE BL5000 is powered by an efficient Octa-core CPU, 4GB RAM, and 64GB internal storage, providing ample power and space for applications and media.

TROUBLESHOOTING

Problem	Possible Solution
Phone does not turn on	Ensure the battery is charged. Connect to a charger and wait a few minutes before attempting to power on.
Apps are crashing or freezing	Clear the app's cache (Settings > Apps > [App Name] > Storage > Clear cache). If the issue persists, try reinstalling the app or performing a factory reset (backup data first).
Poor network signal	Check if SIM card is properly inserted. Try restarting the phone. Ensure you are in an area with network coverage.
Battery drains quickly	Reduce screen brightness, disable unused features like Wi-Fi/Bluetooth when not in use, close background apps, and limit location services.

SPECIFICATIONS

Feature	Detail
---------	--------

Feature	Detail
Model	DOOGEE BL5000
Operating System	Android v7.0 (Nougat)
Display	5.5-inch FHD (1920 x 1080) LCD, 650nit brightness
Processor	Octa core (1.5 GHz Quad core + 1 GHz Quad core, Cortex A53)
RAM	4 GB
Internal Storage	64 GB
Rear Camera	Dual 13.0 MP with PDAF and soft flashlight
Battery	5050 mAh, supports 12V-2A Quick Charge
Dimensions (LxWxH)	15.5 x 7.6 x 1 cm
Weight	210 g
Connectivity	4G/4G+ (LTE Cat-6), Wi-Fi, Bluetooth, USB
GPS	GLONASS
Color	Blue

WARRANTY AND SUPPORT

For warranty information and technical support, please refer to the warranty card included with your product packaging or visit the official DOOGEE website. Keep your purchase receipt as proof of purchase for warranty claims. For further assistance, you may contact DOOGEE customer service through their official channels. Details can typically be found on the manufacturer's website or in the product's original documentation.

Related Documents - BL5000

DOOGEE N55

DOOGEE N55 is a rugged smartphone designed for outdoor use. It features a large 6.78-inch display, a powerful processor, and a long-lasting battery. The phone is built to withstand harsh conditions, making it ideal for professionals and outdoor enthusiasts.



Key Information

Model: N55
Release Date: 2024
OS: Android 14

Processor & RAM

Processor: MediaTek Dimensity 7050
RAM: 8GB

Display

Size: 6.78 inches
Resolution: 2460 x 1080 pixels

Dimensions

Height: 168.5 mm
Width: 78.5 mm
Thickness: 9.5 mm



Camera

Main Camera: 13MP AI
Selfie Camera: 8MP

Camera Features

AI Photography: Enhances image quality with AI algorithms.
Portrait Mode: Creates professional-looking portraits.
Video Recording: Supports 4K video recording at 30fps.

Battery

Capacity: 5150mAh
Charging: 33W fast charging

Connectivity

5G: Supports 5G networks.
Bluetooth: Bluetooth 5.3
Wi-Fi: Wi-Fi 6E

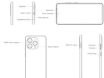
Materials & Durability

Material: Aluminum alloy frame, polycarbonate back.
IP Rating: IP68 (dust and water resistant).
Drop Protection: Military-grade drop test certification.



Accessories

Includes: Charging cable, user manual, warranty card.
Optional: Protective case, screen protector.



Technical Support

Website: [doogee.com](#)
Contact: 1-800-DOOGEE

Warranty & Return

Warranty: 12 months
Return Policy: 30-day return period

Language


Supported Languages: English, Spanish, French, German, Italian, Japanese, Korean, Russian, Chinese, Hindi, Bengali, Urdu, Arabic, Portuguese, Dutch, Swedish, Norwegian, Danish, Finnish, Polish, Czech, Slovak, Hungarian, Romanian, Bulgarian, Greek, Turkish, Hebrew, Persian, Vietnamese, Thai, Indonesian, Malay, Filipino, Tagalog, Vietnamese, Thai, Indonesian, Malay, Filipino, Tagalog.

Package Contents

Includes: DOOGEE N55 smartphone, charging cable, user manual, warranty card.


[DOOGEE N55 Smartphone Specifications and Features](#)


Detailed specifications for the DOOGEE N55 smartphone, including display, camera, processor, battery, connectivity, dimensions, and package contents. Learn about its Android 14 OS, 13MP AI main camera, and 5150mAh battery.



[DOOGEE Shoot 1 Smartphone Overview and Specifications](#)

A comprehensive overview of the DOOGEE Shoot 1 smartphone, detailing its key specifications, camera features, connectivity options, dimensions, and package contents. Includes essential battery safety warnings.


	<p>DOOGEE eSIM Functions Quick Guide</p> <p>Learn how to download, switch, delete, and top up eSIMs on your DOOGEE smartphone with this comprehensive quick guide. Covers step-by-step instructions and important cautions.</p>
	<p>DOOGEE S40 Smartphone User Manual - Official Guide</p> <p>Explore the DOOGEE S40 smartphone with this comprehensive user manual. Learn about setup, features like call management, screen locking, battery details, and essential safety guidelines for your DOOGEE S40.</p>
	<p>DOOGEE Tablet User Manual</p> <p>User manual for the DOOGEE tablet, covering setup, messaging, language settings, safety, and maintenance.</p>
	<p>DOOGEE S61 / S61 PRO Rugged Industrial Smartphone - Technical Specifications</p> <p>Explore the detailed technical specifications of the DOOGEE S61 and S61 PRO rugged industrial smartphones. Learn about their Helio G35 processor, 6.0" IPS HD+ display, advanced camera systems (including SONY IMX350), 5180mAh battery, and robust IP68/IP69K/MIL-STD-810H durability.</p>



[pdf]

jadamczyk.rtg165841051186308.cdn.dev.m2.s3.amazonaws.media.landing.page.modules.r.t. |||
REGULAMIN AKCJI PROMOCYJNEJ „Sluchawki nawet 200 zł taniej przy zakupie wybranego smartfona dalej ... 70588 GSAMKOMM536B 362759 GVIVOKOMV21 362760 GVIVOKOMV21B 369752 GXIAKOMN11P5G/8/128B 370011 GBLAKOMBL5000 370012 GBLAKOMBL5000O 370013 GBLAKOMBL5000G 365438 GXIAKOM11LNE/8/128 365428 GXIAKOM11LNE/6/1...

lang:pl score:16 filesize: 657.8 K page_count: 45 document date: 2022-07-21



[pdf]

Natalia Mordaka Regulamin Przy zakupie smartfona dostaniesz dodatkowo do 300 zł wykorzystania w sklepie MediaExpert. Tabletowo W gruncie rzeczy bardzo dużo modeli smartfonów objętych jest tą promocją. Z ich listą można zapoznać się czytając regulamin k 981 smartfony rabat na kolejne zakupy 22 mediaexpert.pl/lp/regulaminy |||

Regulamin promocji „Kup wybrany smartfon i odbierz nawet 300 zł rabatu na kolejne zakupy - kody ra ... J3 2017 DUAL SIM GOLD SMARTFON LG Q6 DUAL ASTRO BLACK SMARTFON WIKO WIM LITE BLACK SMARTFON DOOGEE BL5000 BLACK SMARTFON DOOGEE X20 2/16GB SILVER SMARTFON DOOGEE MIX 4/64GB DAZZLE BLACK SMARTFON DOOG...

lang:pl score:15 filesize: 263.18 K page_count: 9 document date: 2018-11-15

VODIAC		
Supported Devices		
Minimum version of Android: Android 10 (native) / 20G+ CPU or faster / 32GB Memory or more		
Minimum version of iOS: iPhone 8 with iOS 11 or above		
Manufacturer	Model Name	Model Code
SISAR	Sisar_Note_5	Sisar_Note_5
	AI Alpha 20s	PER760
	ACI (Caribay)	BUFFZ_3_Plus
ACI (Caribay)	BUFFZ_3	UBIAN_3
	D300	
	D300	
Advantigital	GS	ADVAN_GS
	GS Plus	ADVAN_GS_Plus
	GS 12 Pro	ADVAN_GS
Advantigital	GX	ADVAN_GX
	AQM (Gloray)	AQM_Gloray_G1
	AQM (Gloray)	AQM_Gloray_G1
AQM Mobile	AQM i45	AQM_i45
	AQM i45	AQM_i45
	AQM i45	AQM_i45
Alpha	Hasia4	Hasia4
	Alpha Pro	Hasia4_Pro
	Alpha Pro 20200	ALIGATOR-20200
Altkobee	Play_3	T102
	Play_GSP	T102P
	T102P	T102P
Allview	X8_Soul	X8_Soul_Pro
	X8_Soul_Style	X8_Soul_Style
	154	154
Altec	ALTEC 54	54S
	ALTEC 54	54S
	ALTEC 54	54S
Apple	iPhone 8	
	iPhone 8 Plus	
	iPhone X	
Apple	iPhone Xs	
	iPhone Xs Max	
	iPhone 11	
Apple	iPhone 11 Pro	
	iPhone 11 Pro Max	
	iPhone SE (2020)	
Apple	iPhone 12	
	iPhone 12 mini	
	iPhone 12 Pro	
Apple	iPhone 12 Pro Max	
	iPhone 13	
	iPhone 13 mini	
Apple	iPhone 13 Pro	
	iPhone 13 Pro Max	
	iPhone 14	
Artix	Artix S65	Artix_S65
	Artix S65	Artix_S65
	Artix S65	Artix_S65
Artel	Artel_Quadro	Artel_Quadro
	Artel_Quadro Pro	Artel_Quadro_Pro
	Artel_Quadro Pro	Artel_Quadro_Pro
Artel	Artel_T10	Artel_T10
	Artel_T10	Artel_T10
	Artel_T10	Artel_T10
Accom	Accom_Meco 3	ABAA
	Accom_Meco 3	ABAA
	Accom_Meco 3	ABAA
Accom	Accom_Meco 3	ACBA
	Accom_Meco 3	ACBA
	Accom_Meco 3	ACBA
Airtel	RAVOZ 25 Lite	RAVOZ_25_Lite
	ROG Phone 1	ASUS_R001
	ROG Phone 1	ASUS_R001
Asus	Zenfone 7 Pro (ZS670K) (ZS670K)	ASUS_Z00D
	Zenfone 7 Pro (ZS670K)	ASUS_Z00D
	Zenfone 7 Pro (ZS670K)	ASUS_Z00D
Asus	ROG Phone 3	ASUS_R003
	Zenfone 8 Flip	ASUS_Z00H
	ROG Phone 5	ASUS_R005
Asus	Zenfone 8 (ASUS 8)	ASUS_Z00I
	Zenfone 8 (ASUS 8)	ASUS_Z00I
	Zenfone 8 (ASUS 8)	ASUS_Z00I
Asus	Zenfone 8 (ASUS 8) (w/ 12GB) (ASUS_Z00I)	ASUS_Z00I
	Zenfone 8 (ASUS 8) (w/ 12GB) (ASUS_Z00I)	ASUS_Z00I
	Zenfone 8 (ASUS 8) (w/ 12GB) (ASUS_Z00I)	ASUS_Z00I
AT&T	AT&T_BUMANT+Mv535	EAT1001
	AT&T_Nokia+M2	EAT1002
	AT&T_Nokia+M2	EAT1002
AT&T	U7050A	U7050A
	U7050A	U7050A
	U7050A	U7050A
AT&T	AT&T_Nokia+M2	U7050A
	AT&T_Nokia+M2	U7050A
	AT&T_Nokia+M2	U7050A
Atrix	Atrix_XS10 AD	ASUS_XS10
	Atrix_XS10 AD	ASUS_XS10
	Atrix_XS10 AD	ASUS_XS10
AVIA (S&P)	AVIA_85	85_R
	AVIA_85	85_R
	AVIA_85	85_R
AVIA (S&P)	AVIA_85	85_R
	AVIA_85	85_R
	AVIA_85	85_R
AZIM TECH	Descent2	Descent2
	Descent2	Descent2
	Descent2	Descent2
AZIM TECH	Baur1	Baur1
	BALMUDA Phone	ASUS_BPH
	BALMUDA Phone	ASUS_BPH
BALMUDA	BALMUDA Phone	X02A
	BALMUDA Phone	X02A
	BALMUDA Phone	X02A
Beafon	M65	M65
	M65	M65
	M65	M65
Beafon	M65	M65
	M65	M65
	M65	M65
Bird	IC	

Vodiac Phone Compatibility List

A comprehensive list of smartphone manufacturers and models compatible with Vodiad devices, detailing model names and codes for easy reference.

lang:it score:14 filesize: 768.29 K page_count: 25 document date: 2022-11-15

[illegible]

Comprehensive List of Mobile Phone Models

A detailed catalog of mobile phone brands and their corresponding models, covering a wide range of manufacturers and devices.

lang:de score:13 filesize: 1.2 M page_count: 116 document date: 2023-09-01

BRAID	MODEL	REED SIZE	REEDFORM NAME
30	0-Shaft 0512-21V	L2	basic over
30	0-Shaft 0512-21V	L2	basic over
Acet	Aspire Switch 12.5V	L2	basic over
Acet	Ionica A3	L2	basic over
Acet	Ionica One 10 B3-A20	L2	basic over
Acet	Ionica Tab A50	L2	basic over
Acet	Ionica Tab 12.5 (A3-A20)	L2	basic over
Acet	Ionica Tab 15 (A3-A20)	L2	basic over
Acet	Ionica Tab 15 (A3-A20HD-A20C)	L2	basic over
Acet	Ionica Tab 15 (A3-A20HD-A20C)	L2	basic over
Acet	Ionica Tab 15 (A3-A20HD-A20C)	L2	basic over
Acet	Ionica Tab 20 (A3-A40)	L2	basic over
Acet	Ionica Tab 250	L2	basic over
Acet	Ionica Tab M12	L2	basic over
Acet	Ionica Tab A750	L2	basic over
Acet	Ionica Tab A750	L2	basic over
Acet	One 120	L2	basic over
Acet	Aspire Switch 120	L2	basic over
Acet	Ionica Tab 12.5 (A3-A20)	L2	basic over
Acet	Ionica One 120	L2	basic over
Acet	Ionica Tab 10 B3-A30	L2	basic over
Acet	Ionica One 8 (B1-B12)	H2	basic over
Acet	Ionica One 8 (B1-B20)	H2	basic over
Acet	Ionica One 8 (B1-B20)	H2	basic over
Acet	Ionica Tab 5	H2	basic over
Acet	Predator 8	H2	basic over
Acet	Ionica One 8 B1-B15	H2	basic over
Acet	Ionica One 8 B1-B15	H2	basic over
Acet	Ionica One 8 (B1-B20)	H2	basic over
Acet	Ionica One 8 (B1-B20)	H2	basic over
Acet	Ionica Tab 7	S2	basic over

Comprehensive Device Compatibility and Product List

lang:pt score:10 filesize: 669.1 K page_count: 162 document date: 2018-03-23

Supported devices epihunter companion app

Epihunter Companion App Supported Devices List

lang:de score:10 filesize: 2.58 M page_count: 209 document date: 2019-07-03