

Magic Chef MCSWOE24S

Magic Chef 24-Inch Built-In Electric Single Wall Oven User Manual

Model: MCSWOE24S

1. PRODUCT OVERVIEW

The Magic Chef 24-Inch Built-In Electric Single Wall Oven (Model MCSWOE24S) is a compact and versatile kitchen appliance designed for modern homes. With a 2.2 cubic foot capacity, it is ideal for smaller spaces while offering a range of cooking functionalities including programmable convection, broil, fan grill, and defrost modes. Its stainless steel finish provides a sleek and durable design.



Front view of the Magic Chef 24-Inch Built-In Electric Single Wall Oven.



The oven seamlessly integrated into a modern kitchen setting.

2. SAFETY INFORMATION

Always read and follow all safety instructions before using this appliance to prevent potential hazards. Keep children and pets away from the oven during operation. Do not store flammable materials in or near the oven. Ensure proper ventilation during use.

WARNING: This product can expose you to chemicals which are known to the State of California to cause cancer and birth defects or other reproductive harm. For more information go to www.P65Warnings.ca.gov.

3. SETUP AND INSTALLATION

This Magic Chef oven is designed for built-in installation. Proper installation is crucial for safe and efficient operation. It is recommended that installation be performed by a qualified technician. Refer to the detailed installation instructions provided in the official User Manual PDF for specific cutout dimensions and electrical requirements.

The oven requires a 240 Volts electrical connection. Ensure the installation area provides adequate clearance and ventilation as specified in the manual.



Dimensional diagram for built-in installation.

4. OPERATING INSTRUCTIONS

The Magic Chef oven features intuitive knob controls and a digital display for easy operation. Familiarize yourself with the control panel before first use.

Control Panel Overview



Close-up of the oven's control panel with knobs and digital display.

- **Function Knob (Left):** Selects cooking modes such as Defrost, Convection Cooking, Fan Grill, Broil, and Oven Light.
- **Temperature Knob (Right):** Sets the desired cooking temperature, ranging from 150°F to 450°F, including a Max Broil setting.
- **Digital Display:** Shows the current time and cooking settings.
- **Control Buttons:** Used to adjust time, set timers, and navigate other settings on the digital display.

First Use

Before first use, it is recommended to run the oven empty at a high temperature (e.g., 400°F) for approximately 30 minutes to burn off any manufacturing residues. This may produce a slight odor, which is normal.

Setting the Clock

Use the control buttons below the digital display to set the current time. Refer to the full manual for detailed instructions on time setting and timer functions.

5. COOKING MODES

The Magic Chef oven offers four primary cooking modes to suit various culinary needs:

- **Convection Cooking:** Utilizes a fan to circulate hot air evenly throughout the oven cavity, ensuring consistent cooking and faster results. Ideal for baking, roasting, and multi-rack cooking.
- **Broil:** Uses intense heat from the top element for browning, grilling, or toasting. Perfect for finishing dishes or cooking thinner cuts of meat.
- **Fan Grill:** Combines the fan with the grill element for a more even grilling experience, suitable for larger items or when a less intense broil is desired.
- **Defrost:** A gentle fan-assisted mode that circulates air at room temperature to safely and quickly defrost frozen foods.



Interior of the oven showing adjustable racks and broiler pan.

The oven comes with two adjustable racks and a broiler pan, allowing for flexible cooking arrangements. The interior dimensions provide ample space for various dishes.

6. MAINTENANCE AND CLEANING

Regular cleaning and maintenance will ensure the longevity and optimal performance of your Magic Chef oven.

Exterior Cleaning

Wipe the stainless steel exterior with a soft cloth and a mild, non-abrasive cleaner. Avoid harsh chemicals or abrasive pads that can scratch the surface.

Interior Cleaning

For spills and splatters, allow the oven to cool completely before cleaning. Use a damp cloth and mild detergent. For stubborn stains, a specialized oven cleaner may be used, following the product's instructions carefully. The racks can be removed for easier cleaning.

Cooling Fan

The oven features a cooling fan that automatically activates when the oven is hot to keep the exterior cool. Ensure the fan vents are not obstructed.

7. TROUBLESHOOTING

If you encounter any issues with your Magic Chef oven, refer to the following common troubleshooting tips. For more complex problems, consult the official user manual or contact customer support.

- **Oven Not Heating:** Check if the oven is properly plugged in and if the circuit breaker has tripped. Ensure the function and temperature knobs are set correctly.
- **Uneven Cooking:** Ensure food is placed centrally on the rack. For convection cooking, avoid overcrowding the oven.
- **Digital Display Not Working:** Verify power supply. If the issue persists, a reset may be required (refer to the full manual).
- **Excessive Smoke/Odor:** This can occur during first use or if there are food residues inside. Clean the oven thoroughly. If it persists, discontinue use and contact support.

8. SPECIFICATIONS

Feature	Detail
Brand Name	Magic Chef
Model Info	MCSWOE24S
Item Weight	71.7 pounds
Product Dimensions	23.4 x 23.4 x 21.4 inches
Capacity	2.2 Cubic Feet
Installation Type	Built-In
Special Features	Defrost
Oven Cooking Mode	Convection
Burner type	Ceramic
Drawer Type	Broiler, Baking
Heating Elements	2
Color	Stainless Steel
Control Console	Knob
Voltage	240 Volts

Racks	2
Fuel type	Electric
Material Type	Stainless Steel
Date First Available	July 26, 2017

9. WARRANTY AND SUPPORT

For detailed warranty information, please refer to the documentation included with your product. Magic Chef provides reliable products and stands behind their quality.

Protection Plans

Extended protection plans are available for purchase to provide additional coverage beyond the standard warranty. Options include 3-Year and 4-Year Protection Plans, as well as a Complete Protect plan.

Customer Support



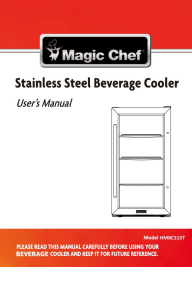

If you require assistance, have questions, or need to report an issue, please contact Magic Chef customer support. You can also refer to the official User Manual (PDF) for comprehensive guidance:

Download Official User Manual
(PDF)

© 2024 Magic Chef. All rights reserved.

Related Documents - MCSWOE24S

	<p>Magic Chef 24-Inch Built-In Wall Oven User's Manual - MCSWOE24S</p> <p>User's manual for the Magic Chef 24-Inch Built-In Wall Oven (Model MCSWOE24S). Covers product registration, safety, specifications, installation, operation, care, troubleshooting, and warranty. Learn how to safely and effectively use your Magic Chef oven.</p>
--	---


 <p>Magic Chef 24-Inch Built-In Wall Oven User's Manual</p> <p>PLEASE READ THIS MANUAL CAREFULLY BEFORE USING YOUR WALL OVEN AND KEEP IT FOR FUTURE REFERENCE.</p>	<p>Magic Chef 24-Inch Built-In Wall Oven User's Manual</p> <p>Comprehensive user manual for the Magic Chef 24-Inch Built-In Wall Oven (Model MCSWOE24S). Learn about installation, operation, safety, maintenance, and troubleshooting. Visit mcappliance.com/register for product registration.</p>
 <p>Magic Chef 24-Inch Built-In Wall Oven User's Manual</p> <p>PLEASE READ THIS MANUAL CAREFULLY BEFORE USING YOUR WALL OVEN AND KEEP IT FOR FUTURE REFERENCE.</p>	<p>Magic Chef 24-Inch Built-In Wall Oven User's Manual</p> <p>User's manual for the Magic Chef 24-Inch Built-In Wall Oven, Model MCSWOE24S. Includes product registration, safety instructions, specifications, parts and features, installation, operation, care, maintenance, and troubleshooting.</p>
 <p>Magic Chef 13 Cu. Ft. Built-In Convection Microwave Oven</p> <p>PLEASE READ THIS MANUAL CAREFULLY BEFORE USING YOUR MICROWAVE OVEN AND KEEP IT FOR FUTURE REFERENCE.</p>	<p>Magic Chef MCC1311ARB/MCC1311ARS Built-in Convection Microwave Oven User Manual</p> <p>This user manual provides comprehensive instructions for operating and maintaining the Magic Chef MCC1311ARB and MCC1311ARS built-in convection microwave oven. It covers safety guidelines, installation procedures, specifications, parts and features, cooking functions, special programs, care and cleaning, troubleshooting, and frequently asked questions.</p>
 <p>Magic Chef Stainless Steel Beverage Cooler User's Manual</p> <p>PLEASE READ THIS MANUAL CAREFULLY BEFORE USING YOUR BEVERAGE COOLER AND KEEP IT FOR FUTURE REFERENCE.</p>	<p>Magic Chef HMBC31ST Stainless Steel Beverage Cooler User Manual</p> <p>User manual for the Magic Chef HMBC31ST Stainless Steel Beverage Cooler, covering installation, operation, maintenance, safety, and troubleshooting.</p>
 <p>Magic Chef 24" Combo Washer and Dryer 24" Front Load Washer User's Manual</p> <p>PLEASE READ THIS MANUAL CAREFULLY BEFORE USING YOUR COMBO WASHER AND DRYER AND KEEP IT FOR FUTURE REFERENCE.</p>	<p>Magic Chef 24" Combo Washer and Dryer User Manual</p> <p>User manual for the Magic Chef 24" Combo Washer and Dryer, detailing installation, operation, safety, maintenance, and troubleshooting for models MCSCWD27W5, MCSCWD27S5, MCSFLW27W, MCSFLW27S, and MCSCWD27G5.</p>



[Magic Chef 24-Inch Built-In Wall Oven User's Manual](#)

User's manual for the Magic Chef 24-Inch Built-In Wall Oven, Model MCSWOE24S. Includes product registration, safety instructions, specifications, parts and features, installation, operation, care, maintenance, and troubleshooting.

lang:en score:45 filesize: 955.24 K page_count: 48 document date: 2016-08-25



[\[pdf\] Specifications Dimension Guide Warranty](#)

PowerPoint Presentation hjang magic chef mcswoe24 specifications s2 img b compactappliance mediabase 1422661 |||

ETLus Certified Safety Standard Warranty Information 1 Year Parts Labor 24-Inch Built-In Wall Oven **MCSWOE24S** Features Sleek stainless steel and mirrored glass exterior looks great in any kitchen Programmable convection oven with 4 cooking modes for perfectly cooked meals Digital clock a...

lang:en score:37 filesize: 141.15 K page_count: 1 document date: 2017-12-05



[Magic Chef 24-Inch Built-In Wall Oven User's Manual](#)

Comprehensive user manual for the Magic Chef 24-Inch Built-In Wall Oven (Model MCSWOE24S). Learn about installation, operation, safety, maintenance, and troubleshooting. Visit mcappliance.com/register for product registration.


lang:en score:32 filesize: 736.86 K page_count: 48 document date: 2018-11-30



[Magic Chef MCSWOE24S 24-Inch Electric Wall Oven | Features & Specifications](#)

Explore the features and specifications of the Magic Chef MCSWOE24S 24-inch electric wall oven, including its stainless steel construction, 2.2 cu. ft. capacity, convection cooking, and digital controls.

lang:en score:30 filesize: 99.58 K page_count: 1 document date: 2018-08-09



[\[pdf\]](#) User Manual

User s Manual Magic Chef 24 In Electric Wall Oven with Convection MCSWOE24S — Purpose Kitchen Solutions v 1712946147 cdn shopify files 1 0792 8732 0863 |||

CIRCUITO DERIVADO DE 4 CABLES Desconecte la tierra del neutro en ... ed puede tambien tener otros derechos que varan segn la entidad federa va donde se encuentre Modelo **MCSWOE24S** Piezas Uno ao Trabajo Uno ao Tipo de servicio Lleve adentro Para servicio o asistencia...

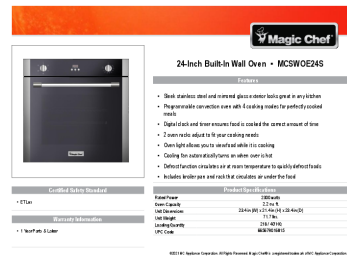
lang:es **score:30** filesize: 955.24 K page_count: 48 document date: 2016-08-25



[Magic Chef 24-Inch Built-In Wall Oven User's Manual - MCSWOE24S](#)

User's manual for the Magic Chef 24-Inch Built-In Wall Oven (Model MCSWOE24S). Covers product registration, safety, specifications, installation, operation, care, troubleshooting, and warranty. Learn how to safely and effectively use your Magic Chef oven.

lang:en **score:29** filesize: 955.24 K page_count: 48 document date: 2016-08-25



[\[pdf\]](#) Specifications Dimension Guide Warranty

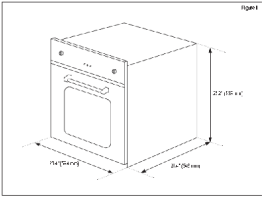
PowerPoint Presentation hjang 24 Inch Built In Wall Oven ■ MCSWOE24S 22 hours ago — Sleek stainless steel and mirrored glass exterior looks great in any kitchen ■ Programmable convection oven with 4 cooking modes for perfectly cooked 67602647 lowes productdocuments cb56e694 4dba 4099 ba8a ba4547148cb3 |||

ETLus Certified Safety Standard Warranty Information 1 Year Parts Labor 24-Inch Built-In Wall Oven **MCSWOE24S** Features Sleek stainless steel and mirrored glass exterior looks great in any kitchen Programmable convection oven with 4 cooking modes for perfectly cooked meals Digital clock a...

lang:en **score:25** filesize: 293.97 K page_count: 1 document date: 2020-12-29



SPECIFICATIONS




Model	MCSWOE24S
Capacity	24 1/8" x 24 1/8" x 24 1/8"
Weight	24 1/8" x 24 1/8" x 24 1/8"
Power	24 1/8" x 24 1/8" x 24 1/8"
Finish	24 1/8" x 24 1/8" x 24 1/8"
Material	24 1/8" x 24 1/8" x 24 1/8"
Color	24 1/8" x 24 1/8" x 24 1/8"
Size	24 1/8" x 24 1/8" x 24 1/8"

Specifications are subject to change without notice

Magic Chef MCSWOE24S Electric Wall Oven Specifications

Detailed specifications for the Magic Chef MCSWOE24S 24-inch electric wall oven, including dimensions, capacity, power requirements, and weight. This document provides technical data for the model.

lang:en score:25 filesize: 192.85 K page_count: 1 document date: 2018-11-30



[pdf]

Receipt 58557 mcappliance pub media service |||
Customer Receipt 11/08/2024, 12:49 PM MST Customer Information BARBARA DAVIS 623 680-3431 BDAVIS11 ... teal SPECIAL BUY 170.99 OFF EACH Delivered by Nov 13 - Nov 14 02 Priority Ground Shipping Model # **MCSWOE24S** SKU # 1002650163 Unit Price 679.99 / each 509.00 / each Qty Subtotal 1 509.00 N/A ...
lang:en score:19 filesize: 24.75 K page_count: 1 document date: 2024-11-08

[illegible]

[\[pdf\]](#)

Invoice Facture Page 1 of 2 Item subtotal Sous total l'article excl tax Federal Taxe fédérale GST HST

TPS TVH Provincial 56004 mcappliance media service ||

Invoice / Facture Paid / Pay Sold by / Vendu par: TRIPELENET PRICING INC

GST/HST # / # de TPS/TVH: ... April 2022 18379887575025 Invoice details / Dtails de

la facture Description Magic Chef Electric **MCSWOE24S** 24 2.2 cu. ft. Single Wall

Oven with Convection, Stainless Steel ASIN: B0748Z2K85 Quanti...

lang:en score:19 filesize: 5.77 K page_count: 1 document date: 2022-05-05

[illegible]

[\[pdf\]](#)

[\[pdf\]](#) Instructions Warranty

Warranty Information Magic Chef 24 2 Cubic Feet Electric Convection Wall Oven with Soft Close Door

mgcf1138 MCSWOE24SMagic MCSWOE24Sv1secure img1 ag wfcdn dm document f6a587fd bbb9 42d6

87f6 a1036c8bb5a1 warranty information Single Built in Reviews Wayfairv1secure informationassets |||

LIMITED WARRANTY MC Appliance Corporation warrants each new Wall Oven to

be free from defects in ma ... you specific legal rights, and you may also have other

rights which vary from state to state Model **MCSWOE24S** Parts One Year Labor One

Year Type of Service Carry In For Service or Assistance pleas...

lang:en score:18 filesize: 1.33 M page_count: 2 document date: 2016-08-25



LIMITED WARRANTY

Magic Chef Appliances Corporation warrants each new Wall Oven to be free from defects in material and workmanship, and agrees to remedy any such defect or to furnish some part(s) or the company's option for any part(s) if the oven has failed during the warranty period. Parts and labor expenses are covered on this basis for a period of one year from the date of purchase. A copy of this limited warranty is included in your owner's manual. This warranty does not cover the following:

- Damage due to shipping damage or improper installation.
- Damage due to misuse or abuse.
- Corrosion caused by failure of the vent.
- Repairs performed by unauthorized service agents.
- Service calls that do not involve defects in material and workmanship such as instructions on proper use of the product or improper installation.
- Replacement or reworking of house fuses or circuit breakers.
- Failure of this product if used for other purposes than its intended purpose.
- Dependence on any third party not named in our factory.
- Any delivery installation costs incurred as the result of a unit that fails to perform as specified.
- Expenses for travel and transportation for product service if your appliance is located in a remote area where service by an authorized service technician is not available.
- The removal and installation of your appliance if it is installed in an inaccessible location or is not installed in accordance with published installation instructions.
- Refunds for non-reparable products are limited to the price paid for the unit per the sales receipt.
- This warranty is non-transferable. This warranty applies only to the original purchaser and does not extend to any subsequent owners(s).

Limitations of Remedies and Exclusions:

Product repair is accordance with the terms herein, a year's warranty and exclusion remedy under this limited warranty. Any and all implied warranties including, but not limited to, merchantability and fitness for a particular purpose are hereby deemed to be waived by the purchaser. Magic Chef Appliances Corporation is not liable for incidental or consequential damages and no representative or person is authorized to assume for the other liability in connection with the sale of this product. Under no circumstances is the warrant or permitted to return this unit to the factory without the prior written consent of Magic Chef Appliances Corporation. Some states prohibit the exclusion or limitation of incidental or consequential damages, or the limitations on implied warranties. This warranty gives you specific legal rights, and you may also have other rights which vary from state to state.

Model	Parts	Labor	Type of Service
MCSWOE24S	One Year	One Year	Call Us

For Service or Assistance please call 888-775-6262 or visit us on the web at www.magicchef.com to request warranty service outside parts.

22

[\[pdf\]](#) Warranty

Warranty Magic Chef 24 In Electric Wall Oven with Convection MCSWOE24S — Purpose Kitchen Solutions Warranty v 1712946147 cdn shopify s files 1 0792 8732 0863 |||

...

lang:en score:15 filesize: 1.33 M page_count: 2 document date: 2016-08-25



24-Inch Built-In Wall Oven

User's Manual



Model MCSWOE24S

PLEASE READ THIS MANUAL CAREFULLY BEFORE USING YOUR WALL OVEN AND KEEP IT FOR FUTURE REFERENCE.

[\[pdf\]](#) User Manual Instructions Troubleshooting Guide Specifications Warranty

frcsejuegutc images webfronts cache |||

24-Inch Built-In Wall Oven User s Manual Model**MCSWOE24S** PLEASE READ THIS MANUAL CAREFULLY BEFORE USING YOUR WALL OVEN AND KEEP IT FOR FUTURE REFERENCE. 1 PRODUCT REGISTRATION Thank you for purchasing this Magic Chefproduct The first step to protect your new product is to complete the product regi...

lang:en score:14 filesize: 1.29 M page_count: 48 document date: 2018-10-31