

Poly 207576-01

Poly Blackwire 5220 USB-A Headset User Manual

Model: 207576-01 | Brand: Poly

INTRODUCTION

The Poly Blackwire 5220 USB-A Headset is designed for enhanced compatibility, exceptional comfort, and universal connectivity, making it ideal for all-day use in various communication environments. This headset features a noise-canceling microphone with a flexible boom, intuitive inline controls, and soft, conforming ear cushions for passive noise cancellation. It offers flexible connectivity options including USB-A and 3.5 mm, ensuring clear audio and improved productivity for PC, Mac, tablet, and mobile phone users.

WHAT'S IN THE BOX

- Poly Blackwire 5220 USB-A Headset

PRODUCT OVERVIEW



The Poly Blackwire 5220 USB-A Headset, showcasing its dual-ear design, boom microphone, and inline controls with USB-A connector.

DESIGNED FOR HYBRID WORKING

Ideal for professionals who need a corded solution to connect at home, in the office, or both.



Case for easy storage and portability



Designed for hybrid working, this headset offers portability with an included carrying case, suitable for home or office use.

CLEAR AUDIO QUALITY

Noise-canceling, flexible boom microphone
blocks unwanted background noise.



Experience clear audio quality with the noise-canceling, flexible boom microphone, designed to block unwanted background noise.

SIMPLE CONTROLS

Optimize every call with intuitive inline controls.



Answer/end calls
with a single click



Mute your
microphone



Control volume
with +/- buttons



Optimize every call with intuitive inline controls for answering/ending calls, muting the microphone, and adjusting volume.

ALL-DAY COMFORT

Designed to let you easily talk and multitask all day without discomfort.



Padded headband
& leatherette ear
cushions



Designed for all-day comfort with a padded headband and ultra-soft leatherette ear cushions wrapped around pillow-soft memory foam.

PLUG-AND-PLAY

Flexible connectivity lets you work on a variety of devices including smartphone, PC, or tablet.



Connect via USB-A and/or
3.5 mm connector



Enjoy flexible plug-and-play connectivity via USB-A for PC/Mac and a 3.5 mm connector for mobile phones and tablets.

MULTI-COMPATIBLE

Ready for your call using the voice platform of your choice.



Works with
Windows, Mac,
iPhone, and Android


 Certified for
Microsoft Teams

zoom


CISCO

aws partner
network

AVAYA



Compatible with all major
communication platforms.

The headset is multi-compatible, working seamlessly with Windows, Mac, iPhone, Android, and certified for Microsoft Teams and Zoom.

SETUP

Connecting the Headset

1. **For PC/Mac:** Connect the headset's USB-A connector directly to an available USB-A port on your computer. The headset is plug-and-play, meaning it should be automatically recognized by your operating system.
2. **For Mobile Phone/Tablet:** Connect the headset's 3.5 mm jack to the audio port on your mobile device.

Once connected, your operating system or communication application (e.g., Microsoft Teams, Zoom) should automatically detect the headset as the primary audio input and output device. If not, you may need to select it manually in your device's sound settings or the application's audio preferences.

OPERATING INSTRUCTIONS

Inline Controls

The Blackwire 5220 features an intuitive inline control unit for easy call management:

- **Answer/End Call Button:** Press to answer an incoming call or end an active call.
- **Volume Up (+) Button:** Press to increase the listening volume.
- **Volume Down (-) Button:** Press to decrease the listening volume.
- **Mute Button:** Press to mute or unmute the microphone. A voice alert may indicate the mute status.

Microphone Adjustment

Position the flexible boom microphone approximately two finger-widths from the corner of your mouth for optimal voice pickup. The microphone is designed to be noise-canceling, focusing on your voice and minimizing background distractions.

SoundGuard Digital Protection

The headset incorporates SoundGuard Digital technology to protect your hearing. It safeguards against sound levels over 118 dBA, sudden loud sounds, and long-term exposure to noise, ensuring a safe listening experience.

MAINTENANCE

Cleaning

- Wipe the headset, including ear cushions and microphone boom, with a soft, dry cloth.
- Avoid using harsh chemicals or abrasive cleaners.

Storage

- Store the headset in a cool, dry place away from extreme temperatures.
- Utilize the included carrying case for protection during travel or storage.

TROUBLESHOOTING

No Sound or Microphone Not Working

- Ensure the headset is securely plugged into the correct port (USB-A or 3.5 mm).
- Check your computer's or device's sound settings to ensure the Poly Blackwire 5220 is selected as the default playback and recording device.
- Verify that the microphone is not muted using the inline control.
- Test the headset with another application or device to rule out software-specific issues.

Poor Audio Quality

- Ensure the microphone boom is properly positioned near your mouth.
- Check for any physical obstructions or damage to the cables.
- If using with a computer, ensure your audio drivers are up to date.

SPECIFICATIONS

Feature	Detail
Model Name	Blackwire 5220
Item Model Number	207576-01
Connectivity Technology	Wired (USB-A, 3.5 mm Jack)
Wearing Style	Over-the-head, On-ear, Dual Ear (Stereo)
Microphone	Noise-canceling boom microphone
Audio Protection	SoundGuard Digital (protects above 118 dBA)
Frequency Response (Headphones)	20 Hz
Frequency Range (Microphone)	100 Hz - 6,800 Hz
Cable Length	45 Inches
Material	Plastic
Color	Black
Item Weight	0.035 ounces (approx. 1 gram)
Compatible Devices	PC, Cellphones, Tablets, Mac

WARRANTY AND SUPPORT







Warranty Information

The Poly Blackwire 5220 USB-A Headset comes with a **2-year global warranty** from the date of purchase. Please retain your proof of purchase for warranty claims.

Additional Support

For detailed information, advanced settings, or further assistance, please refer to the official User Guide (PDF) available online: [Download User Guide \(PDF\)](#)
You can also visit the official Poly support website for FAQs, software downloads, and contact information.

Related Documents - 207576-01

 <p>Blackwire 3300 Series Corded USB headset with 3.5 mm connection User Guide</p>	<p>Poly Blackwire 3300 Series Corded USB Headset User Guide</p> <p>User guide for the Poly Blackwire 3300 Series corded USB headset with 3.5 mm connection, covering setup, features, troubleshooting, and support information.</p>
 <p>Blackwire 8225 Corded USB Headset User Guide</p>	<p>Poly Blackwire 8225: Corded USB Headset User Guide & Setup</p> <p>Comprehensive user guide for the Poly Blackwire 8225 corded USB headset, covering setup, software, fitting, basic functions, and troubleshooting.</p>
 <p>Blackwire 7225 Corded USB Headset User Guide</p>	<p>Poly Blackwire 7225 Corded USB Headset User Guide</p> <p>User guide for the Poly Blackwire 7225 corded USB headset, covering setup, daily use features like call handling, mute, volume, ANC, OpenMic, and support information.</p>
 <p>Voyager 5200 Office Bluetooth headset system for computer and desk phone User Guide</p>	<p>Poly Voyager 5200 Office Bluetooth Headset System User Guide</p> <p>User guide for the Poly Voyager 5200 Office Bluetooth headset system, covering setup, pairing, features, and troubleshooting for computer and desk phone use.</p>
 <p>Blackwire 8225 User Guide</p>	<p>Poly Blackwire 8225 User Guide</p> <p>User guide for the Poly Blackwire 8225 headset, covering setup, features, troubleshooting, and support.</p>
 <p>Savi 7310/7320 Office for computer and desk phone User guide</p>	<p>Poly Savi 7310/7320 Office User Guide</p> <p>User guide for the Poly Savi 7310/7320 Office wireless DECT headset system, detailing setup, features, and troubleshooting for computer and desk phone integration. Learn about DECT security and Microsoft Teams compatibility.</p>