

## Ford Fusion

# 2015 Ford Fusion Owner's Manual Guide Book

Official Owner's Manual and Supplementary Guides for the 2015 Ford Fusion

## INTRODUCTION


---

This document serves as a comprehensive instruction manual for the 2015 Ford Fusion. It includes the primary Owner's Manual along with various user guides and pamphlets designed to provide essential information regarding the operation, maintenance, and features of your vehicle. This manual is intended to assist owners in understanding and utilizing their Ford Fusion effectively.

## INCLUDED COMPONENTS

---

The complete package includes the main Owner's Manual and several supplementary guides, all designed to provide a full understanding of your 2015 Ford Fusion. These materials are typically provided in a protective pouch.

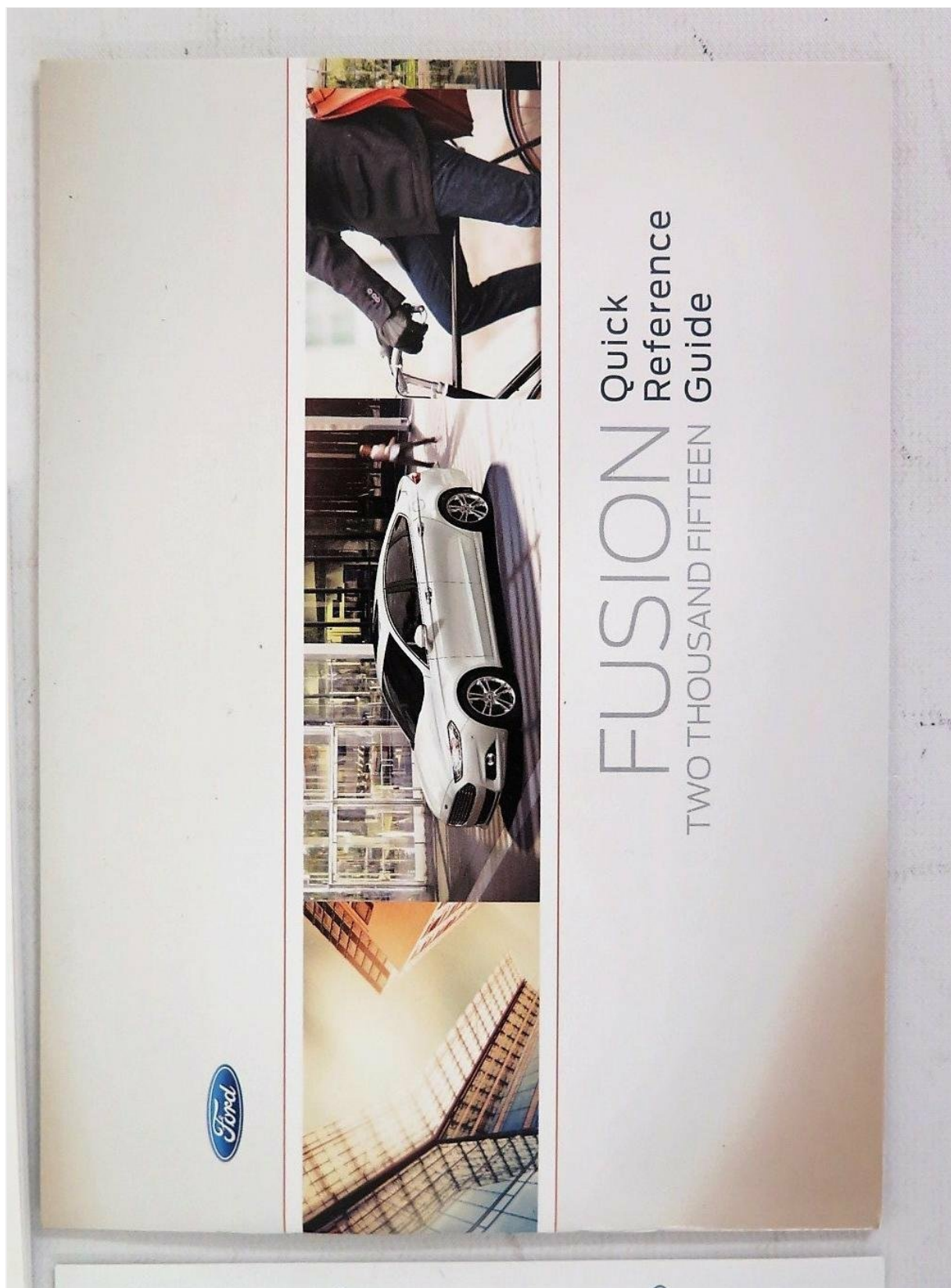


**Image:** Back cover of the 2015 Ford Fusion Owner's Manual. This image displays QR codes linking to [fordowner.com](http://fordowner.com) and [ford.ca](http://ford.ca), along with publication details such as "October 2014 Second Printing Owner's Manual Fusion Litho in U.S.A." and the manual identifier "FE5J 19A321 AB".




**Image:** Front cover of the 2015 Ford Fusion Owner's Manual. The cover prominently features a silver Ford Fusion vehicle and the title "2015 FUSION Owner's Manual".





**Image:** Front cover of the 2015 Ford Fusion Quick Reference Guide. This guide provides concise information for common vehicle functions.



**Image:** A blue cloth pouch, typically used to store the owner's manual and other documents, featuring the Ford logo.

## SETUP AND INITIAL USE

---

Upon receiving your 2015 Ford Fusion Owner's Manual package, it is recommended to familiarize yourself with the contents. The main Owner's Manual provides detailed instructions for all vehicle systems. The Quick Reference Guide offers a condensed overview for immediate access to frequently used information.

- **Review the Owner's Manual:** Begin by reading the main Owner's Manual to understand the vehicle's features, safety systems, and operational procedures.
- **Consult the Quick Reference Guide:** Use the Quick Reference Guide for quick access to common functions and controls.
- **Store Documents Safely:** Keep all manuals and guides in the provided pouch within the vehicle for easy access.

## OPERATING YOUR FORD FUSION

---

The Owner's Manual contains detailed instructions on operating various aspects of your 2015 Ford Fusion. This includes, but is not limited to, starting and stopping the engine, using the infotainment system, climate controls, lighting, and advanced driver-assistance systems.


- **Engine Start/Stop:** Refer to the manual for proper procedures for starting and shutting down the vehicle, including keyless entry and push-button start systems if equipped.
- **Infotainment System:** Instructions for operating the radio, navigation, Bluetooth connectivity, and other multimedia features are covered.
- **Climate Control:** Guidance on adjusting temperature, fan speed, and air distribution for optimal cabin comfort.
- **Safety Features:** Detailed explanations of airbags, seatbelts, anti-lock brakes, traction control, and other safety systems.

## MAINTENANCE

---

Regular maintenance is crucial for the longevity and optimal performance of your 2015 Ford Fusion. The Owner's Manual outlines recommended service schedules and procedures.

- **Scheduled Maintenance:** Information on oil changes, tire rotations, fluid checks, and filter replacements.
- **Fluid Levels:** Instructions for checking and refilling engine oil, coolant, brake fluid, and windshield washer fluid.
- **Tire Care:** Guidance on tire pressure, rotation, and replacement. The manual package also includes a dedicated Tire Warranty Guide.



**Image:** Front cover of the Tire Warranty Guide. This guide provides specific information regarding tire maintenance and warranty coverage.

## TROUBLESHOOTING

---

The Owner's Manual provides guidance for addressing common issues and warning indicators that may arise during vehicle operation. It includes information on interpreting dashboard lights, basic diagnostic steps, and when to seek professional assistance.

- **Warning Lights:** Explanation of various indicator lights on the instrument cluster and recommended actions.
- **Minor Malfunctions:** Steps for resolving simple issues such as a dead key fob battery or a blown fuse.
- **Emergency Procedures:** Instructions for handling flat tires, jump-starting the vehicle, and other roadside emergencies.

## SPECIFICATIONS

---

Detailed technical specifications for the 2015 Ford Fusion, including engine types, fluid capacities, dimensions, and electrical system details, are typically found within the Owner's Manual. These specifications are essential for proper maintenance and understanding vehicle capabilities.

- **Engine Specifications:** Information on engine displacement, horsepower, and torque.
- **Fluid Capacities:** Recommended volumes for engine oil, coolant, and other essential fluids.
- **Dimensions:** Vehicle length, width, height, and wheelbase measurements.
- **Tire and Wheel Information:** Recommended tire sizes and pressures.


## WARRANTY INFORMATION

---

The manual package includes a dedicated Ford Warranty Guide, which details the terms and conditions of your vehicle's warranty coverage. It is important to review this document to understand what is covered and for how long.

- **New Vehicle Limited Warranty:** Coverage details for various components and systems.
- **Powertrain Warranty:** Specific coverage for engine, transmission, and drivetrain components.
- **Corrosion Warranty:** Protection against rust and perforation.
- **Emissions Warranty:** Coverage for emissions-related components.





**Image:** Front cover of the 2015 Model Year Ford Warranty Guide. This guide outlines the warranty terms for the vehicle.

## ROADSIDE ASSISTANCE

---

Ford Motor Company provides a complimentary Roadside Assistance Program for eligible vehicles. This service is available for a specified period or mileage, whichever comes first, from the warranty start date. Services include, but are not limited to, warranty towing, non-warranty towing, collision towing, battery jump-start, fuel delivery, lock-out assistance, flat tire change, and winch out.

To access Roadside Assistance, call **1-800-241-3673**. Roadside assistance is honored throughout the 50 states, Puerto Rico, and Canada, 24 hours a day, 7 days a week, 365 days a year.



Towing services are available to any qualified Ford or Lincoln dealer within 35 miles of the disablement location or to the nearest qualified Ford/Lincoln dealer. If a qualified Ford or Lincoln dealer is within 35 miles of the disablement location and the member requests a Ford or Lincoln dealer outside 35 miles, the member shall be responsible for any mileage costs in excess of the 35 miles.

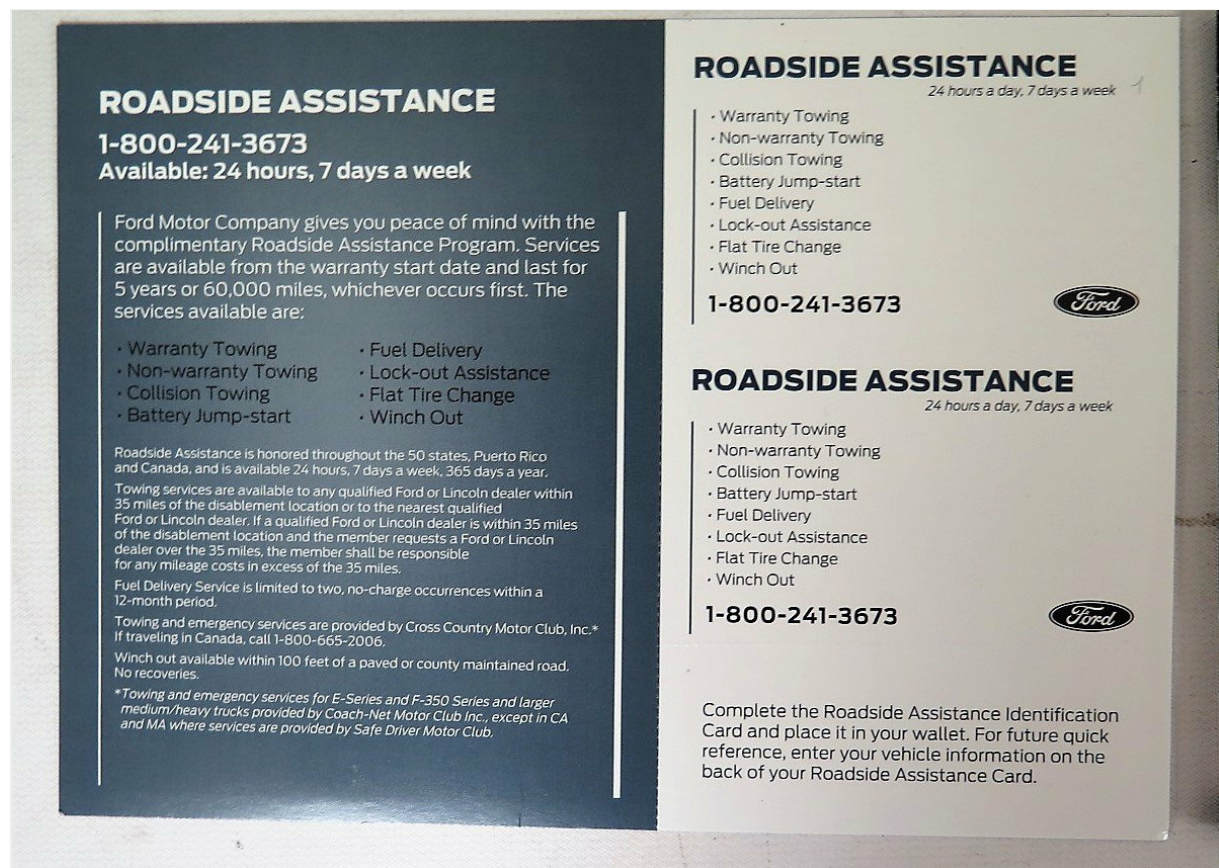
Fuel Delivery Service is limited to two, no-charge occurrences within a 12-month period.

Towing and emergency services are provided by Cross Country Motor Club, Inc.\* If traveling in Canada, call 1-800-668-2006.

Winch out available within 100 feet of a paved or county maintained road. No recoveries.

*\*Towing and emergency services for E-Series and F-350 Series and larger medium/heavy trucks provided by Coach-Net Motor Club Inc., except in CA and MA where services are provided by Safe Driver Motor Club.*

It is recommended to complete the Roadside Assistance Identification Card and place it in your wallet. For future quick reference, enter your vehicle information on the back of your Roadside Assistance Card.



**Image:** Roadside Assistance information card. This card provides contact details and a list of services offered, including towing, jump-starts, and fuel delivery.