

**mophie 4057\_PWR-BOOST-5.2K-BLK**

# mophie Power Boost - Universal External Battery User Manual

Model: 4057\_PWR-BOOST-5.2K-BLK

## 1. PRODUCT OVERVIEW

The mophie power boost is a compact and portable external battery designed to provide reliable power for smartphones, tablets, and other USB-compatible devices. Its durable construction and advanced power management system ensure efficient and safe charging on the go. The integrated LED status indicator allows for easy monitoring of battery levels and charge status.



Figure 1: Front view of the mophie Power Boost, showing its sleek black design and LED battery indicators.

---

## 2. WHAT'S IN THE BOX

- mophie Power Boost portable charger
- Micro USB cable
- Quick start guide

---

## 3. SETUP AND CHARGING THE POWER BOOST

Before using your mophie Power Boost to charge other devices, ensure the power bank itself is fully charged. The device comes with a micro USB cable for charging.

1. **Connect the Micro USB Cable:** Insert the micro USB connector of the provided cable into the input port on the mophie Power Boost.
2. **Connect to Power Source:** Plug the standard USB-A end of the cable into a compatible USB wall adapter (not included) or a computer's USB port.

3. **Monitor Charge Status:** The LED indicator lights on the side of the power boost will illuminate to show the charging progress. Four solid lights indicate a full charge.



Figure 2: Top view of the mophie Power Boost, highlighting the charging ports and LED indicators.

## 4. OPERATING INSTRUCTIONS

The mophie Power Boost features two high-output USB charging ports (3.1A total output) allowing for simultaneous charging of two devices.

1. **Connect Your Device:** Use your device's charging cable (USB-A to your device's connector) and plug the USB-A end into one of the output ports on the mophie Power Boost.
2. **Initiate Charging:** The mophie Power Boost should automatically begin charging your connected device. If not, press the power button located near the LED indicators to activate charging.
3. **Monitor Device Charge:** Your device's screen will indicate that it is charging. The LED lights on the power boost will show its remaining battery capacity.
4. **Charge Multiple Devices:** Connect a second device to the other USB-A output port for simultaneous charging.



Figure 3: Side view of the mophie Power Boost, illustrating the power button and LED indicators for checking battery status.

## 5. MAINTENANCE AND CARE

- Keep the power boost dry and away from moisture.
- Avoid extreme temperatures.
- Do not disassemble or attempt to repair the device.
- Clean with a soft, dry cloth. Do not use harsh chemicals or abrasive materials.
- Store in a cool, dry place when not in use for extended periods.

## 6. TROUBLESHOOTING

Problem	Possible Cause	Solution
---------	----------------	----------

Problem	Possible Cause	Solution
Device not charging from Power Boost.	Power Boost battery is depleted; cable is faulty; device is not properly connected.	Recharge the Power Boost; try a different charging cable; ensure cable is securely connected to both the Power Boost and your device; press the power button on the Power Boost.
Power Boost not charging.	Charging cable is faulty; power adapter is not working; power source issue.	Try a different micro USB cable; try a different USB wall adapter or power source.
LED indicators not lighting up.	Power Boost is completely discharged; power button not pressed.	Connect the Power Boost to a power source for charging; press the power button to check battery status.







## 7. SPECIFICATIONS


Model Number:	4057_PWR-BOOST-5.2K-BLK
Battery Capacity:	5200 Milliamp Hours (5,200mAh)
Battery Type:	Lithium Polymer (3 batteries included)
Output Ports:	Two high-output USB charging ports (USB-A)
Total Output:	Up to 3.1A
Input Port:	Micro USB
Dimensions (L x W x H):	2.24 x 0.87 x 3.54 inches
Item Weight:	0.5 ounces
Color:	Black
Manufacturer:	Mophie, Inc.
Date First Available:	July 14, 2017

## 8. WARRANTY AND SUPPORT

For detailed warranty information and customer support, please refer to the quick start guide included with your mophie Power Boost or visit the official mophie website. Keep your proof of purchase for warranty claims.

## Related Documents - 4057\_PWR-BOOST-5.2K-BLK


	<p><a href="#">Mophie Power Boost User Manual: Portable Charging for Smartphones and Tablets</a></p> <p>Discover the mophie power boost series, including mini, standard, XL, and XXL models. This user manual provides essential information on features, compatibility, charging, care, and warranty for these portable power banks designed for smartphones, tablets, and other USB devices.</p>
	<p><a href="#">Mophie Power Boost &amp; Power Boost XL User Manual</a></p> <p>User manual for the Mophie Power Boost and Power Boost XL portable chargers. Includes product overview, charging instructions, important safety warnings, warranty information, and legal compliance details.</p>
	<p><a href="#">SolaX X1-BOOST G4 Series User Manual: Installation, Operation, and Troubleshooting</a></p> <p>Comprehensive user manual for the SolaX X1-BOOST G4 series solar inverters (2.5kW to 6kW). Covers installation, safety, technical data, operation, troubleshooting, and warranty information for optimal PV system performance.</p>
	<p><a href="#">RÉDUIT BOOST User Manual and Safety Information</a></p> <p>This document provides essential information for the RÉDUIT BOOST device, including getting started, charging instructions, safety guidelines, warranty terms, disposal information, and FCC compliance.</p>
	<p><a href="#">Tellur PD102 Boost Pro 10000mAh Power Bank User Manual</a></p> <p>User manual for the Tellur PD102 Boost Pro 10000mAh Power Bank (TLL158341), detailing technical specifications, features, operating instructions, troubleshooting, and disposal information.</p>
	<p><a href="#">VENTS Boost Series Inline Mixed-Flow Fan User Manual</a></p> <p>Comprehensive user manual for VENTS Boost series inline mixed-flow fans (Boost 150, 200, 250), covering safety, installation, operation, maintenance, and troubleshooting.</p>



[Mophie Power Boost Portable Chargers: Specs & Features](#)

Explore the Mophie Power Boost series of compact, portable chargers. Find detailed specifications, features, and compatibility for models including Power Boost mini, Power Boost, Power Boost XL, and Power Boost XXL.


lang:en score:45 filesize: 274.48 K page\_count: 2 document date: 2017-05-03



[\[pdf\] User Manual](#)

power boost Icecat Manual de Inicio Rápido Batería Cable Micro USB iPhone se usa bajo la licencia Aiphone K Todos los derechos reservados mmo 80327453 1594898301 1877 16888 objects icecat biz power boost Cargadores portátiles y compactos con compatibilidad universal. Fabricado para smartphone ... ido 2 Aos Negro / Mate 4055\_PWR-BOOST-2.6K-BLK Blanco / Mate 4056\_PWR-BOOST-2.6K-WHT Negro / Mate **4057\_PWR-BOOST-5.2K-BLK** Blanco / Mate 4058\_PWR-BOOST-5.2K-WHT Negro / Mate 4059\_PWR-BOOST-10.4K-BLK...

lang:es score:41 filesize: 309.64 K page\_count: 2 document date: 2017-06-12



[\[pdf\]](#)

mophie Black Power Boost V2 5200 Portable Charger Sell Sheet 4057PWRBOOST52KBLK 4057 PWR BOOST 5 2K BLK 840472240579 SellSheet content abt documents 94852 ||| power boost Compact, portable chargers with universal compatibility. Made for smartphones, tablets ... x 22.2 mm 4.8oz 138g power boost battery Micro USB cable Quick-start guide 2 years Black / Matte **4057\_PWR-BOOST-5.2K-BLK** White / Matte 4058\_PWR-BOOST-5.2K-WHT power boost XL mophie cases iPad, iPh...

lang:en score:39 filesize: 270.34 K page\_count: 2 document date: 2017-07-24