

Fosmon C-10687

Fosmon 6-Outlet Wall Plug Extender User Manual

Model: C-10687 | Brand: Fosmon

1. INTRODUCTION

Thank you for choosing the Fosmon 6-Outlet Wall Plug Extender. This device is designed to expand your existing wall outlet capacity, providing six additional grounded outlets for your electronic devices. Its compact, three-sided design helps to organize cords and save space, making it suitable for various environments including homes, offices, dorms, and for travel.

Please read this manual thoroughly before use to ensure proper installation, operation, and maintenance of your wall plug extender.



Image 1.1: Front view of the Fosmon 6-Outlet Wall Plug Extender, showing the two main outlets and the Fosmon logo.

2. SAFETY INFORMATION

To prevent fire, electric shock, or injury, always follow basic safety precautions when using this product.

- **Indoor Use Only:** This product is intended for indoor use in dry locations. Do not use in wet or damp conditions.
- **Electrical Rating:** Do not exceed the electrical rating of 15A, 125V, 1875W. Overloading the extender can cause overheating and potential fire hazards.

- **Grounded Outlets:** All six outlets are grounded. Ensure that any devices plugged into the extender are also grounded if required.
- **ETL Listed:** This product is ETL listed, indicating compliance with North American safety standards.
- **Proposition 65 Warning:** This product may contain chemicals known to the State of California to cause cancer and birth defects or other reproductive harm. Wash hands after handling.
- **Avoid Daisy-Chaining:** Do not plug one power strip or extender into another.
- **Children and Pets:** Keep out of reach of children and pets.



Image 2.1: The ETL Listed mark on the product, confirming its safety certification.

3. PRODUCT FEATURES

The Fosmon 6-Outlet Wall Plug Extender offers several key features for convenient and safe power distribution:

- **Triples Outlet Capacity:** Converts a standard duplex wall outlet into six grounded outlets.
- **Three-Sided Design:** Two outlets on each of the three sides allow for better organization of cords and accommodate bulky power adapters without blocking adjacent outlets.
- **Space-Saving:** Eliminates the need for bulky extension cords or power strips, providing a neat and

organized power solution.

- **ETL Listed:** Ensures the product meets recognized safety standards for electrical products.
- **Durable Construction:** Made from plastic material for long-lasting use.

4. SETUP INSTRUCTIONS

The Fosmon 6-Outlet Wall Plug Extender is designed for simple plug-and-play installation.

1. **Identify a Standard Duplex Outlet:** Locate a standard 3-prong, 125V AC duplex wall outlet where you wish to expand power.
2. **Optional: Remove Wall Plate Screw:** For a more secure installation, you may remove the center screw from your existing wall outlet plate. This extender includes a longer screw to secure it to the wall outlet.
3. **Plug In the Extender:** Align the prongs of the Fosmon 6-Outlet Wall Plug Extender with the receptacles of the wall outlet and push firmly until it is flush with the wall.
4. **Secure with Screw (Optional):** If you removed the wall plate screw, use the provided longer screw to secure the extender to the wall outlet for added stability.
5. **GFCI Outlets:** This extender is compatible with GFCI (Ground Fault Circuit Interrupter) outlets. When plugging into a GFCI outlet, do not use the mounting screw as GFCI outlets typically have test/reset buttons in the center where the screw would go. The extender will function correctly without the screw in GFCI outlets.



PLUG & PLAY

Fits Standard Duplex Outlet

Image 4.1: The extender being plugged into a standard duplex wall outlet, illustrating the 'Plug & Play' feature.



Image 4.2: Illustration of compatibility with GFCI outlets, demonstrating that the mounting screw is not used in this scenario.

5. OPERATING INSTRUCTIONS

Once the Fosmon 6-Outlet Wall Plug Extender is securely installed, you can begin connecting your devices.

- **Connect Devices:** Plug your 125V AC devices into any of the six available grounded outlets on the extender.
- **Utilize Three-Sided Design:** The unique three-sided design allows for larger power adapters to be plugged in without obstructing adjacent outlets, maximizing the use of all six ports.
- **Monitor Load:** Ensure the total wattage of all connected devices does not exceed 1875W (15A at 125V).

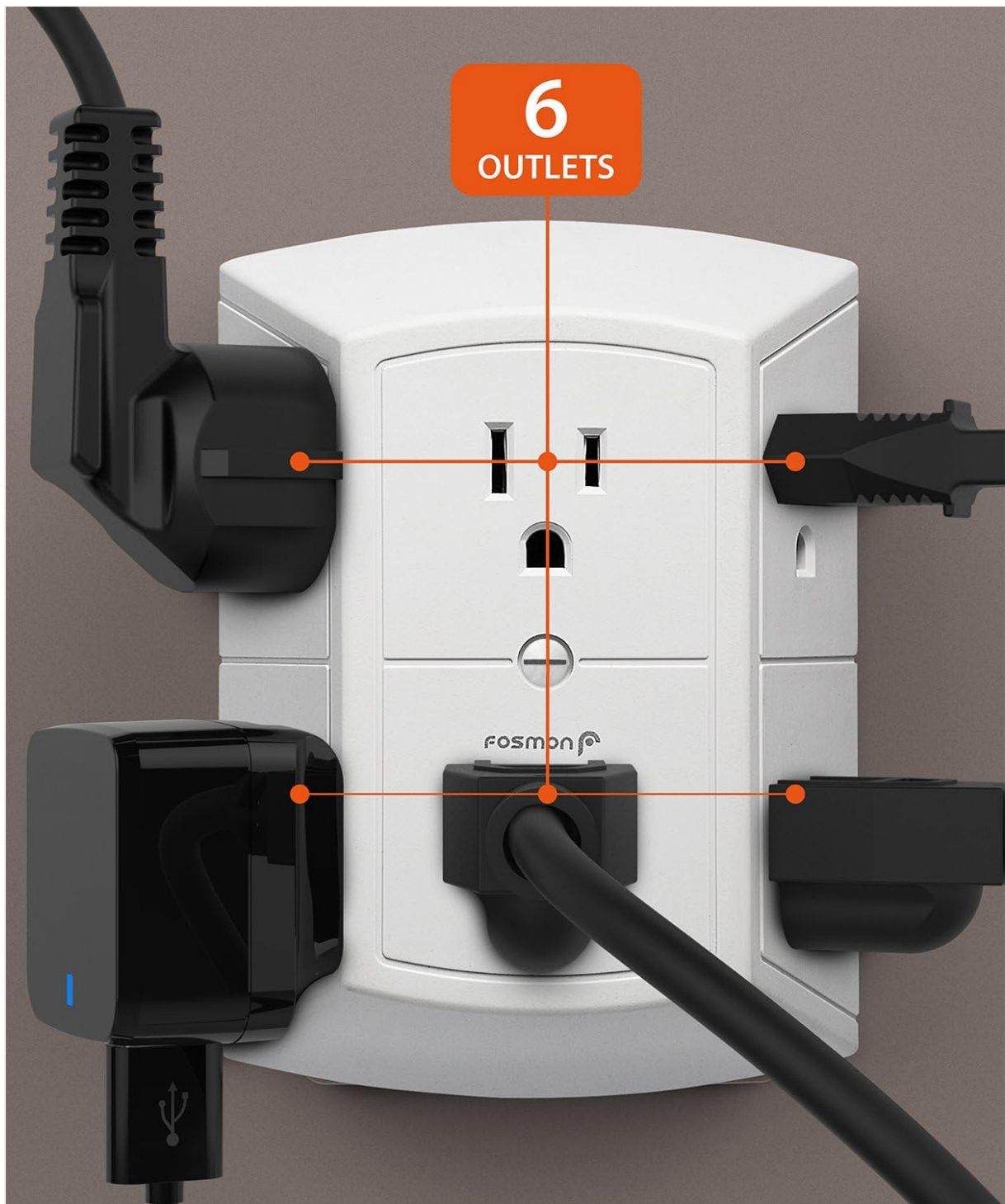


Image 5.1: The extender in use, demonstrating how six devices can be plugged in simultaneously.



Image 5.2: A close-up showing the wide spacing of the outlets, allowing for larger power adapters to be used without interference.

6. MAINTENANCE

The Fosmon 6-Outlet Wall Plug Extender requires minimal maintenance.

- **Cleaning:** Disconnect the extender from the wall outlet before cleaning. Use a dry, soft cloth to wipe the exterior. Do not use liquid cleaners or aerosols.
- **Inspection:** Periodically inspect the extender for any signs of damage, such as cracks in the casing, loose prongs, or discoloration. If damage is observed, discontinue use immediately.
- **Storage:** When not in use, store the extender in a cool, dry place away from direct sunlight and moisture.

7. TROUBLESHOOTING

If you encounter issues with your Fosmon 6-Outlet Wall Plug Extender, refer to the following common problems and solutions:

Problem	Possible Cause	Solution
No power from any outlets.	Wall outlet is not functioning; circuit breaker tripped; extender not fully inserted.	Test the wall outlet with another device. Check your home's circuit breaker. Ensure the extender is fully and securely plugged into the wall outlet.
Power flickering or intermittent.	Loose connection; extender not flush with wall; issue with GFCI outlet.	Ensure the extender is firmly seated in the wall outlet. If using the mounting screw, ensure it is tightened. If plugged into a GFCI outlet, ensure it is making good contact without the screw. Avoid overloading.
One or more devices not receiving power.	Device malfunction; extender overloaded.	Test the device in another outlet. Reduce the number of devices plugged into the extender to ensure total wattage is below 1875W.
Extender feels warm.	Normal operation under load; potential overload.	A slight warmth is normal. If it feels excessively hot, immediately unplug all devices and the extender. Check total wattage of connected devices.

8. SPECIFICATIONS

Product Dimensions	3.75 x 1.7 x 5.1 inches
Item Weight	7.5 ounces
Model Number	C-10687
Brand	Fosmon
Color	White
Material	Plastic
Voltage	125 Volts
Current Rating	15 Amps
Wattage Rating	1875 Watts
Number of Outlets	6
Certification	ETL Listed







9. WARRANTY AND SUPPORT

Fosmon stands behind the quality of its products.

- **Limited Lifetime Warranty:** This product is covered by a limited lifetime warranty. For details regarding warranty coverage and claims, please refer to the official Fosmon website or contact customer support.
- **Customer Support:** For any questions, technical assistance, or warranty inquiries, please contact our dedicated USA-based customer service team.
- **Online Resources:** Visit the official Fosmon store for additional product information and support: [Fosmon Store](#)

© 2025 Fosmon. All rights reserved.

Related Documents - C-10687

	<p>HEYMIX World Travel Adapter - Universal Plug with USB Ports</p> <p>The HEYMIX World Travel Adapter is a versatile, all-in-one solution for international travel, featuring EU/UK/AU/US plugs and dual USB ports. Includes specifications, operation instructions, and safety precautions for global use.</p>
	<p>Multi-Nation Travel Adapter with USB Charger - Universal Global Power Solution</p> <p>Comprehensive guide to the Multi-Nation Travel Adapter with USB Charger, featuring 40W power, USB-C, and international plug compatibility for seamless global charging. Includes usage instructions and safety precautions for travel.</p>
	<p>Honeywell Universal World Travel Adapter - 12W Owner's Manual</p> <p>Owner's manual for the Honeywell Universal World Travel Adapter - 12W, detailing its features, specifications, usage instructions, troubleshooting, and care guidelines for global travel.</p>
	<p>Aicliv Outdoor Smart Plug User Manual</p> <p>Comprehensive user manual for the Aicliv Outdoor Smart Plug, detailing setup, Wi-Fi connection via the Smart Life app, and integration with Amazon Alexa and Google Home for smart home automation.</p>
	<p>Fosmon C-10786US Weekly Programmable Timer User Manual</p> <p>User manual for the Fosmon C-10786US 125V/15A/60Hz weekly programmable timer. Learn how to set schedules, use timer modes, countdown, and random functions. Includes specifications, warnings, and FCC compliance information.</p>
	<p>Tzumi Travel Adapter - Universal Charger for Global Travel</p> <p>Learn about the Tzumi Travel Adapter, a versatile 3-port USB charger compatible with US, EU, UK, and Australian outlets. Features automatic safety shutoff and LED indicator for convenient global travel.</p>