

## New bee B41

# New bee Bluetooth Earpiece V5.0 Wireless Handsfree Headset B41 User Manual

Model: B41

## 1. INTRODUCTION

Thank you for choosing the New bee Bluetooth Earpiece V5.0 Wireless Handsfree Headset. This manual provides detailed instructions for setting up, operating, and maintaining your device to ensure optimal performance and longevity. Please read this manual carefully before use.



Image 1.1: New bee Bluetooth Earpiece B41 (Gold)

## 2. PACKAGE CONTENTS

Ensure all items are present in the package:

- New bee Bluetooth Earpiece B41
- Wireless Charging Case
- USB Charging Cable
- User Manual
- Multiple Ear Tips (Small, Medium, Large)
- Ear Hooks (various sizes)



Image 2.1: Package Contents

### 3. PRODUCT OVERVIEW

---

Familiarize yourself with the components of your New bee B41 Bluetooth Earpiece:

1. **Main Button:** Multi-function button for power, calls, and music control.
2. **Volume Buttons:** Adjust volume, skip tracks.
3. **Microphone:** Integrated for clear voice transmission with CVC 6.0 Noise Cancelling.
4. **Charging Port:** For connecting the USB charging cable.
5. **LED Indicator:** Displays status (pairing, charging, low battery).
6. **Ear Hook:** Adjustable for secure and comfortable fit.
7. **Ear Tip:** Interchangeable for personalized comfort.

# Long Lasting Battery Time

24 Hours Talking Time, 1440 Hours Standby Time



Image 3.1: Earpiece Components

## 4. SETUP

### 4.1. Initial Charging

Before first use, fully charge your earpiece.

- Connect the USB charging cable to the earpiece's charging port and a power source (e.g., computer USB port or wall adapter).
- The LED indicator will show charging status. A full charge typically takes 2-3 hours.
- Once fully charged, the LED indicator will change (refer to LED status in specifications).



Image 4.1: Charging the Earpiece

## 4.2. Pairing with a Bluetooth Device

Follow these steps to pair your earpiece with your smartphone or other Bluetooth-enabled device:

1. **Power On:** Press and hold the Main Button until the LED indicator flashes blue and red alternately, indicating pairing mode.
2. **Activate Bluetooth:** On your device, go to Bluetooth settings and turn on Bluetooth.
3. **Select Device:** Look for "New bee B41" (or similar) in the list of available devices and select it.
4. **Confirm Pairing:** Once connected, the LED indicator on the earpiece will flash blue slowly. You may hear a voice prompt confirming the connection.

The earpiece supports connecting to two devices simultaneously. After pairing with the first device, disable Bluetooth on it, then pair with the second device. Re-enable Bluetooth on the first device, and the earpiece should connect to both.



# BLUETOOTH CSR

Stabel Connection and Clear Mic



CVC 6.0



15M Plus  
Connect Range



Support Siri



Display power  
in IOS



Connect two  
devices



Image 4.2: Bluetooth Pairing and Features

## 5. OPERATING INSTRUCTIONS

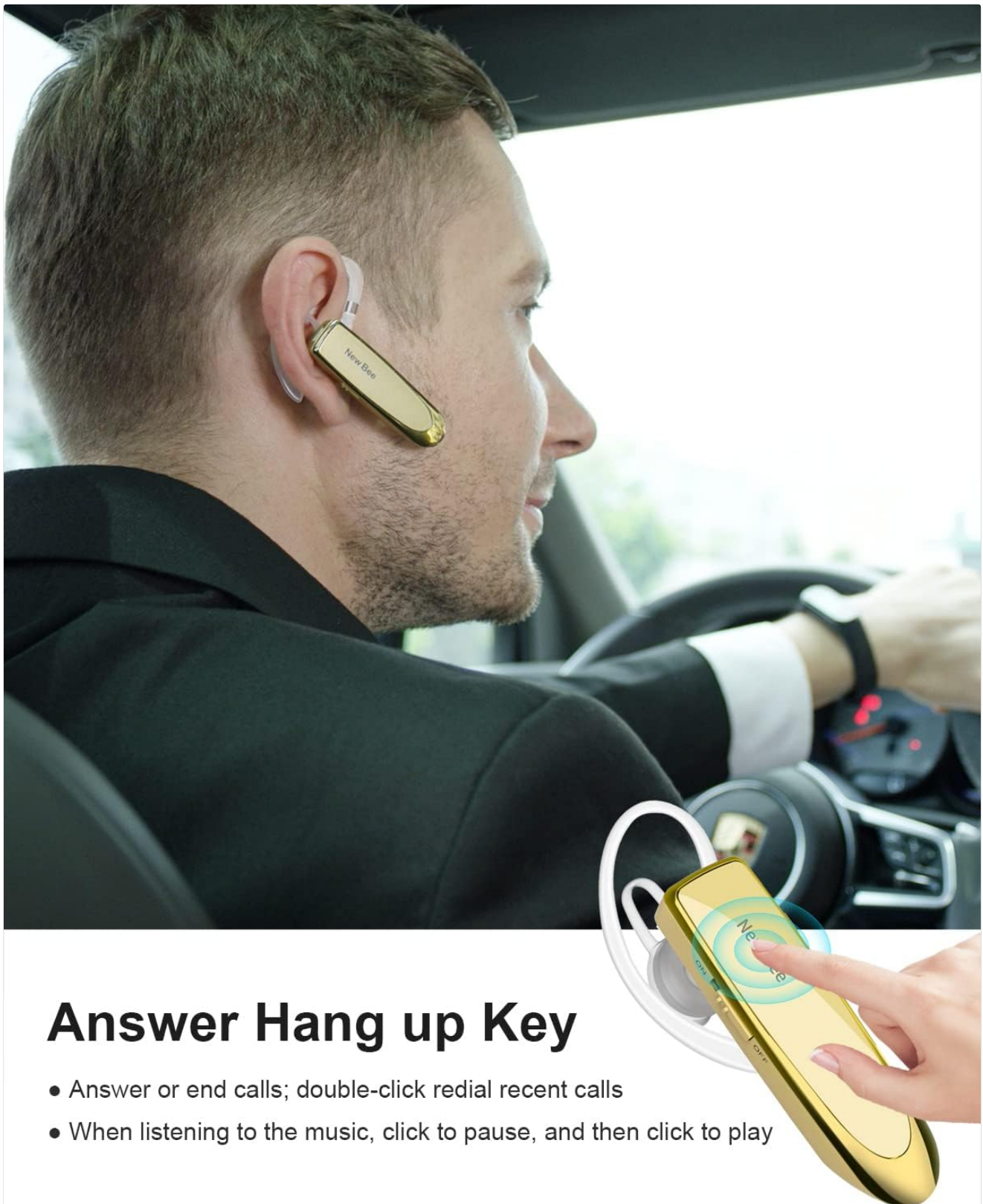
### 5.1. Power On/Off

- **Power On:** Press and hold the Main Button for approximately 3 seconds until the LED indicator flashes blue.
- **Power Off:** Press and hold the Main Button for approximately 5 seconds until the LED indicator flashes red and then turns off.

### 5.2. Call Management

- **Answer/End Call:** Press the Main Button once.

- **Reject Call:** Press and hold the Main Button for 2 seconds.
- **Redial Last Number:** Double-click the Main Button.
- **Voice Assistant (Siri/Google Assistant):** Press and hold the Main Button for 1 second (when not on a call).



## Answer Hang up Key

- Answer or end calls; double-click redial recent calls
- When listening to the music, click to pause, and then click to play

Image 5.1: Call Control Button

### 5.3. Music Playback

- **Play/Pause:** Press the Main Button once.
- **Next Track:** Press and hold the Volume Up button.
- **Previous Track:** Press and hold the Volume Down button.

### 5.4. Volume Control

- **Increase Volume:** Press the Volume Up button.
- **Decrease Volume:** Press the Volume Down button.

### 5.5. Wearing the Earpiece

The ear hook is 360-degree adjustable to fit comfortably on either your left or right ear. Choose the ear tip size that provides the best seal and comfort.



Image 5.2: Adjusting and Wearing the Earpiece

## 6. MAINTENANCE

- **Cleaning:** Use a soft, dry cloth to clean the earpiece. Do not use harsh chemicals or abrasive materials.
- **Storage:** Store the earpiece in its charging case or a cool, dry place when not in use. Avoid extreme temperatures.
- **Battery Care:** To prolong battery life, avoid fully discharging the battery frequently. Charge the earpiece regularly, even if not used for extended periods.
- **Water Exposure:** The earpiece is not waterproof. Avoid exposure to water or excessive moisture.

## 7. TROUBLESHOOTING

Problem	Possible Solution
Earpiece does not power on.	Ensure the battery is charged. Connect to a power source and try again.



Problem	Possible Solution
Cannot pair with device.	<ul style="list-style-type: none"><li>• Ensure the earpiece is in pairing mode (flashing blue/red).</li><li>• Make sure Bluetooth is enabled on your device.</li><li>• Move the earpiece closer to your device.</li><li>• Restart both the earpiece and your device.</li><li>• Clear previous Bluetooth connections on your device.</li></ul>
No sound or low volume.	<ul style="list-style-type: none"><li>• Increase volume on both the earpiece and your connected device.</li><li>• Ensure the earpiece is properly connected.</li><li>• Check if the ear tip is correctly seated in your ear.</li></ul>
Poor call quality.	<ul style="list-style-type: none"><li>• Ensure the microphone is not obstructed.</li><li>• Move to an area with less interference.</li><li>• Check network signal strength on your phone.</li></ul>
Earpiece disconnects frequently.	<ul style="list-style-type: none"><li>• Ensure the earpiece is within the 10-meter Bluetooth range of your device.</li><li>• Avoid obstacles between the earpiece and your device.</li><li>• Re-pair the earpiece with your device.</li></ul>

## 8. SPECIFICATIONS

Feature	Detail
Model Name	B41
Bluetooth Version	5.0
Connectivity Technology	Wireless (Bluetooth)
Wireless Range	Up to 10 meters (33 feet)
Talk Time	Up to 24 hours
Music Time	Up to 22 hours
Standby Time	Up to 60 days
Charging Time	2-3 hours
Noise Control	CVC 6.0 Noise Cancellation
Microphone	Included
Item Weight	12 Grams (0.423 ounces)

Feature	Detail
Compatible Devices	Bluetooth-enabled devices (iPhone, Android, Samsung, HTC, LG, SONY, PC, Laptop, etc.)
Battery Type	1 AAA battery (included)

## 9. WARRANTY AND SUPPORT

### 9.1. Warranty Information

The New bee Bluetooth Earpiece B41 comes with a **3-year warranty** from the date of purchase, covering manufacturing defects. Additionally, a **30-day free return policy** is available for eligible purchases.



Image 9.1: Warranty and Return Policy

### 9.2. Customer Support



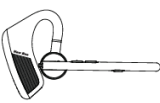

For technical assistance, warranty claims, or any questions regarding your New bee product, please contact our customer support team:

- **Website:** Visit the official New bee website for FAQs and support resources.
- **Email:** Refer to the contact information provided on the product packaging or official website.


© 2023 New bee. All rights reserved.

### Related Documents - B41

<div>English</div> <div><b>New Bee</b></div> <div>LC-B41</div> <div><small>Website: <a href="#">www.newbee.com</a></small></div> <div><small>Email: <a href="#">support@newbee.com</a></small></div>	<div><a href="#">New Bee LC-B41 Bluetooth Earphone User Manual</a></div> <div>Official user guide for the New Bee LC-B41 wireless Bluetooth earphone. Learn about features, setup, pairing, charging, specifications, and troubleshooting for optimal performance.</div>
--	--

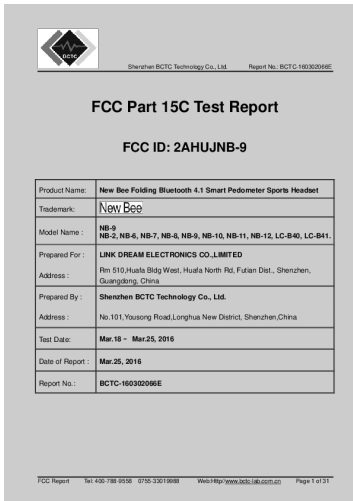
<div>English</div> <div><b>New Bee</b> LC-B45</div> <div><small>Website: <a href="#">www.newbee.com</a> Email: <a href="#">support@newbee.com</a></small></div>	<div><a href="#">New Bee LC-B45 Bluetooth Earpiece User Manual</a></div> <div>Comprehensive user manual for the New Bee LC-B45 Bluetooth earpiece, detailing product description, instructions, specifications, troubleshooting, and safety notes. Learn how to connect, use features like call control and music playback, and maintain your device.</div>
<div><b>New Bee</b> ⓘ</div> <div><b>BH58</b> User Manual</div> <div><div><b>Contents</b> English ..... 2 - 8 Deutsch ..... 9 - 16 Französisch ..... 17 - 23 Italiano ..... 24 - 30 Español ..... 31 - 38</div><div><small>Email: <a href="#">support@newbee.com</a> Website: <a href="#">www.newbee.com</a></small></div></div>	<div><a href="#">New Bee BH58 Bluetooth Headset User Manual - Wireless Audio Guide</a></div> <div>Comprehensive user manual for the New Bee BH58 Bluetooth headset. Learn how to pair, connect, control volume, use call functions, troubleshoot common issues, and safety guidelines.</div>
<div><b>New Bee</b>   English</div> <div><b>Professional Microphone</b> DM19</div> <div><div><small>Email: <a href="#">support@newbee.com</a> Website: <a href="#">www.newbee.com</a></small></div></div>	<div><a href="#">New Bee DM19 Professional Microphone User Manual</a></div> <div>User manual for the New Bee DM19 professional USB microphone, detailing setup, specifications, usage precautions, and troubleshooting for optimal audio recording on Windows and Mac.</div>
<div><b>New Bee</b>   English</div> <div><b>M50</b> PRODUCT INSTRUCTION</div> <div></div>	<div><a href="#">New Bee M50 Bluetooth Headset User Manual</a></div> <div>Comprehensive user manual for the New Bee M50 Bluetooth headset, covering product description, setup, usage, specifications, and troubleshooting. Learn how to connect, wear, and maintain your M50 headset.</div>
<div><b>New Bee</b> ⓘ</div> <div><b>M51</b> Business Bluetooth Headset User Manual</div> <div><div><b>Contents</b> English ..... 2 - 16 Deutsch ..... 17 - 25 Französisch ..... 26 - 34 Italiano ..... 35 - 43 Español ..... 44 - 52</div><div><small>Email: <a href="#">support@newbee.com</a> Website: <a href="#">www.newbee.com</a></small></div></div>	<div><a href="#">New Bee M51 Business Bluetooth Headset User Manual</a></div> <div>New Bee M51 Business Bluetooth Headset User Manual: Learn about the M51 headset's features, including Qualcomm Bluetooth 5.2, HD voice, 15-hour battery, dual-mic noise cancellation, multi-device pairing, and walkie-talkie connectivity. Find setup, usage, and troubleshooting guidance.</div>






[pdf] Agent Authorization

SCS F18 Product Certification Representative Auth Letter Ver 5 0 Administrator Authorization LINK  
DREAM ELECTRONICS CO LIMITED NB 9 New Bee Folding Bluetooth 4 1 Smart Pedometer Sports Headset 2AHUJNB 2AHUJNB9 nb  
775 Montague Expressway Milpitas, CA 95035 Tel: 408-526-1188 Fax: 408-526-1088  
Email: TCB siemic.com ... meter Sports Headset model name: NB-9, NB-2, NB-6, NB-7, NB-8, NB-9, NB-10, NB-11, NB-12, LCB40, LC-**B41**. Trademark: FCC ID: 2AHUJNB-9 Sincerely, Client s signature: Client s name / title : Hong Liu /...  
lang:en score:15 filesize: 36.4 K page\_count: 2 document date: 2016-03-29



[pdf] Test Report

FCC 249 BT test report 4 0 Administrator RF Test Report BT4 LINK DREAM ELECTRONICS CO LIMITED NB 9 New Bee Folding Bluetooth 1 Smart Pedometer Sports Headset 2AHUJNB 2AHUJNB9 nb  
Shenzhen BCTC Technology Co., Ltd. Report No.: BCTC-160302066E FCC Part 15C Test Report FCC ID: 2AHUJNB-9 Product Name: New Bee Folding Bluetooth 4.1 Smart Pedometer Sports Headset Trademark: Model Name : NB-9 NB-2, NB-6, NB-7, NB-8, NB-9, NB-10, NB-11, NB-12, LC-B40, LC-**B41**. Prepared For : ...  
lang:en score:14 filesize: 400.33 K page\_count: 31 document date: 2016-04-09



[N.W. Ayer & Son's Directory of Newspapers and Periodicals, 1952](#)

A comprehensive 1952 directory listing newspapers and periodicals across the United States, its possessions, Canada, Bermuda, and Cuba, including statistical data and classified listings.  
lang:en score:10 filesize: 23.71 M page\_count: 600 document date: 2017-06-30



TCB

GRANT OF EQUIPMENT AUTHORIZATION

Certification

Issued Under the Authority of the Federal Communications Commission

By:

Shenzhen Link Dream Electronics Co., Ltd

Room 1001, 10th Floor, 10th Building, Industry Park, Longhua District, Shenzhen City, Guangdong Province, China

Shenzhen, China

Attention: Liu Q

DATE: 04/17/2019

Application Number: 00712019

TCB

NOT TRANSFERABLE

EQUIPMENT AUTHORIZATION is hereby granted to the named GRANTEE, and is valid only for the equipment identified herein for use under the Commission's Rules and Regulations listed below.

FCC IDENTIFIER: 2ASXYLC-B41

Name of Grantee: Shenzhen Link Dream Electronics Co., Ltd

Equipment Class: Part 15 Spread Spectrum Transmitter

Model: T80000

Grant Notes:

FCC Rule Part: 15C


Frequency Range: 902-920 MHz

Output Power: 100 mW

Frequency: 902-920 MHz

Commission: 04/17/2019

Power level is the maximum conducted output power.



[pdf] Accessories

Certificate of Compliance Amazon New bee 2 Pack Bluetooth Earpiece Wireless Handsfree Headset V5 0  
 24 Hrs Driving with Mic 60 Days Standby Time Case for iPhone Android Samsung Laptop Truck Driver  
 Cell Phones Accessories 71KKHQkf2AL m media amazon images I |||

TCB GRANT OF EQUIPMENT AUTHORIZATION Certification Issued Under the  
 Authority of the Federal Commu ... se under the Commission s Rules and  
 Regulations listed below. Grant Notes FCC IDENTIFIER: 2ASXYLC-**B41** Name of  
 Grantee: Shenzhen Link Dream Electronic Co.,Ltd Equipment Class: Part 15 Spread  
 Spectr...

lang:en score:10 filesize: 208.77 K page\_count: 1 document date: 2019-04-17