

## Manuals+

[Q & A](#) | [Deep Search](#) | [Upload](#)

[manuals.plus](#) /

› [Uncaged Ergonomics](#) /

› [Rise Up Electric Standing Desk Adjustable Height 24-49" Dual Motor One Piece 60x30 Bamboo Large Standing Desk, Sit Stand Desk Rising Desk Home Office Frame Height 23.6-49.2" | White Desktop 60x30" Black Bamboo](#)

## Uncaged Ergonomics RUwbk

# Uncaged Ergonomics Rise Up Electric Standing Desk Instruction Manual

Model: RUwbk

## PRODUCT OVERVIEW

The Uncaged Ergonomics Rise Up Electric Standing Desk is designed to provide a seamless transition between sitting and standing positions, promoting a healthier and more dynamic work environment. This desk features a robust dual-motor system, anti-collision technology, and programmable memory settings for personalized height adjustments. It is built with a durable, one-piece bamboo desktop and a sturdy alloy steel frame, engineered for long-lasting performance.



Image: The Rise Up Electric Standing Desk, showcasing its spacious black bamboo desktop and white frame, equipped with dual monitors for a complete workstation setup.

- **Dual Motor System:** Ensures smooth, quiet, and efficient height adjustments.
- **Adjustable Height Range:** From 23.6 inches to 49.2 inches, accommodating various user heights and preferences.
- **Anti-Collision Technology:** Automatically stops and reverses if an obstruction is detected during movement, enhancing safety.
- **Memory Settings:** Four programmable height presets for quick and convenient adjustments.
- **Durable Construction:** Features a solid 60x30 inch bamboo desktop and a robust alloy steel frame, supporting up to 250 lbs.

## SETUP AND ASSEMBLY

Your Uncaged Ergonomics Rise Up Electric Standing Desk requires assembly. All necessary tools are included in the package to facilitate a straightforward setup process. Please follow the detailed instructions provided in the separate assembly guide for step-by-step installation.

### Key Assembly Components:

- Electric Standing Desk Frame (Alloy Steel)

- 60x30 inch Bamboo Desktop
- Control Panel/Keypad
- Power Adapter and Cables
- Assembly Hardware and Tools



Image: A visual representation of the desk's adjustable height and width capabilities, highlighting the steel frame's adaptability.

Ensure all components are present and undamaged before beginning assembly. It is recommended to assemble the desk on a soft, clean surface to prevent scratches to the desktop or frame.

## OPERATING INSTRUCTIONS

The Rise Up Electric Standing Desk features an intuitive control panel for easy height adjustments and memory programming.

### Control Panel Functions:

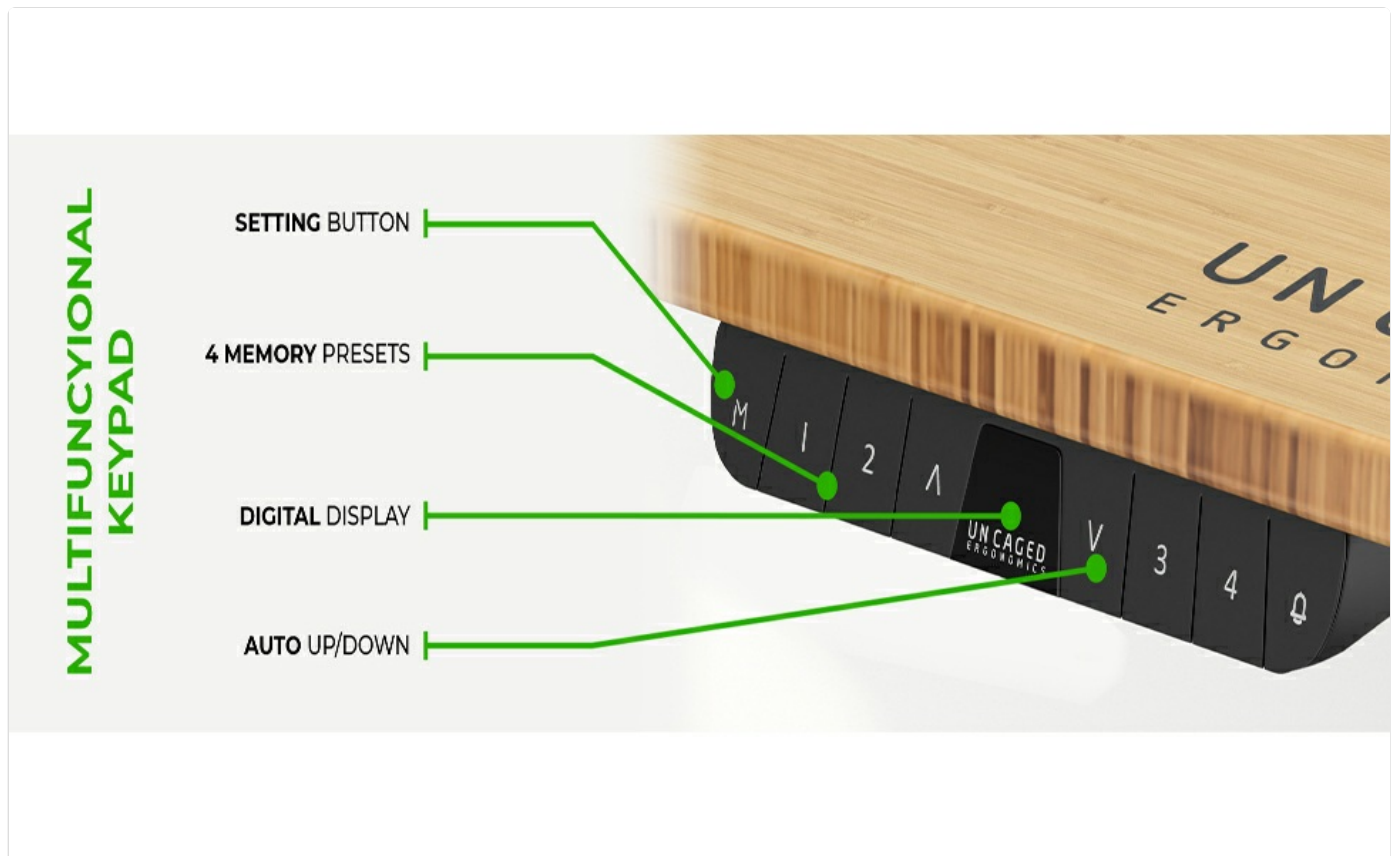


Image: A detailed diagram of the desk's multifunctional keypad, illustrating the setting button, memory presets (1-4), digital display, and auto up/down controls.

- **Up/Down Buttons (^ / \_):** Press and hold to manually adjust the desk height. Release to stop at the desired height.
- **Memory Presets (1, 2, 3, 4):**
  1. Adjust the desk to your desired height using the Up/Down buttons.
  2. Press the "M" button. The display will show "S-".
  3. Within 3 seconds, press the desired number button (1, 2, 3, or 4) to save the current height. The display will show "S-1", "S-2", etc., indicating successful storage.
- To recall a saved height, simply press the corresponding number button. The desk will automatically move to the programmed position.
- **Anti-Collision System:** The desk is equipped with an anti-collision feature. If the desk encounters an obstacle while moving up or down, it will automatically stop and reverse slightly to prevent damage.



Image: Demonstrating the seamless transition from sitting to standing, highlighting the desk's ability to adjust to various ergonomic needs.

## MAINTENANCE

Proper maintenance will ensure the longevity and optimal performance of your Uncaged Ergonomics Rise Up Electric Standing Desk.

- **Cleaning:**
  - For the bamboo desktop, wipe with a soft, damp cloth. Avoid abrasive cleaners or harsh chemicals that could damage the finish.
  - For the steel frame, use a mild cleaner and a soft cloth. Ensure no liquids enter the motor or control components.
- **Cable Management:** Regularly check and organize cables to prevent tangling or damage, which could interfere with desk movement.
- **Weight Capacity:** Do not exceed the maximum weight capacity of 250 lbs. Overloading can strain the motors and affect performance.
- **Regular Inspection:** Periodically check all screws and connections to ensure they are secure. Tighten if necessary.





## DURABLE BAMBOO WOOD WITH ANTI-COLLISION DESIGN

Image: A close-up view of the desk's durable bamboo desktop and integrated control panel, highlighting its scratch-resistant and smooth finish with anti-collision design.

### TROUBLESHOOTING

If you encounter any issues with your Rise Up Electric Standing Desk, please refer to the following common solutions. For more complex problems, contact customer support.

Problem	Possible Cause	Solution
Desk does not move.	Power cable disconnected; Overload; Control panel error.	Check power connections. Reduce weight on desk. Unplug and replug power after 10 seconds.
Desk stops unexpectedly.	Anti-collision activated; Overload.	Check for obstructions. Reduce weight. Reset by moving desk slightly in opposite direction.

Problem	Possible Cause	Solution
Uneven movement.	Unbalanced load; Loose connections.	Distribute weight evenly. Check and tighten all assembly screws.

**Important Note:** The anti-collision system is a safety feature. If the desk repeatedly stops, ensure there are no obstacles in its path and that the weight on the desk does not exceed 250 lbs.

## PRODUCT SPECIFICATIONS

Feature	Detail
Brand	Uncaged Ergonomics
Model Number	RUwbk
Product Dimensions (D x W x H)	30"D x 60"W x 49.2"H
Desktop Material	Solid Bamboo (Black Bamboo finish)
Base Material	Alloy Steel (White finish)
Minimum Height	23.6 Inches
Maximum Height	49.2 Inches
Lifting Mechanism	Electric Dual Motor
Maximum Weight Capacity	250 Pounds
Special Features	Adjustable, Electric, Ergonomic, Anti-Collision, Memory Presets
Assembly Required	Yes (All tools included)
Item Weight	110 Pounds

## WARRANTY INFORMATION

The Uncaged Ergonomics Rise Up Electric Standing Desk comes with a **5-year limited warranty**. This warranty covers defects in materials and workmanship under normal use and service. For specific terms and conditions, please refer to the warranty documentation included with your product or contact customer support.

This product has been field-tested since 2010, reflecting our commitment to durability and quality.

## CUSTOMER SUPPORT






Uncaged Ergonomics is dedicated to providing outstanding customer support. If you have any questions regarding assembly, operation, maintenance, or warranty claims, please do not hesitate to contact us.

For assistance, please visit the [Uncaged Ergonomics Store on Amazon](#) or refer to the contact information provided in your product packaging.

Our team is committed to treating every customer like family and ensuring your satisfaction with our products.

---

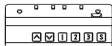
Related Documents - RUwbk

	<p><a href="#">PrimeCables Manual Sit-Stand Desk - Installation and Safety Guide</a></p> <p>This manual provides essential safety instructions and step-by-step installation guidance for the PrimeCables Manual Sit-Stand Desk (Model Cab-N06-22D).</p>
	<p><a href="#">Devoko Height-Adjustable Sit and Stand Desk Assembly and User Manual</a></p> <p>This manual provides comprehensive assembly instructions, component lists, hardware details, controller functions, and error code explanations for the Devoko height-adjustable sit and stand desk.</p>
	<p><a href="#">FEZIBO Height-Adjustable Desk Assembly Instructions</a></p> <p>Comprehensive guide for assembling your FEZIBO height-adjustable electric standing desk, including safety precautions, parts list, step-by-step instructions, and controller operation.</p>
	<p><a href="#">VIVO Electric Desk Riser Instruction Manual - DESK-V000VLE/W</a></p> <p>Comprehensive instruction manual for the VIVO DESK-V000VLE/W Electric Desk Riser. Learn how to assemble, use, and maintain your standing desk converter safely. Includes package contents, tools needed, assembly steps, and support information.</p>
	<p><a href="#">VIVO Black Electric Desk Riser (DESK-VE36K) - Assembly and User Manual</a></p> <p>Comprehensive instruction manual for the VIVO DESK-VE36K Black Electric Desk Riser. Learn how to assemble, operate, and safely use your height-adjustable sit-stand workstation.</p>





Electric Dual Motor Desk Frame  
Control Panel Manual



**VIVO DESK-E-200B/W CONTROL PANEL**

Scan the QR code to download the manual. Please refer to the manual for more details. <https://www.vivo.com/usa/support/faq>

Get the VIVOdesk® Manual at <https://www.vivo.com/usa/support/faq>

[vivo.com/usa/support/faq](https://www.vivo.com/usa/support/faq) 1-800-235-2300

[VIVO DESK-E-200B/W Electric Dual Motor Desk Frame Control Panel Manual](#)

This manual guides users through the setup, operation, custom programming, and troubleshooting of the VIVO DESK-E-200B/W Electric Dual Motor Desk Frame Control Panel, ensuring optimal use of VIVO standing desk solutions.