

## Manuals+

[Q & A](#) | [Deep Search](#) | [Upload](#)

[manuals.plus](#) /

› [PLUS PLUS](#) /

› [PLUS PLUS 3D Dinosaur Figure Building Block Set - Pteranodon Maker Tube Instruction Manual](#)

### PLUS PLUS 4168736-Parent

# PLUS PLUS 3D Dinosaur Figure Building Block Set - Pteranodon Maker Tube Instruction Manual

Model: 4168736-Parent

Brand: PLUS PLUS

## INTRODUCTION

This instruction manual provides detailed guidance for assembling and enjoying your PLUS PLUS 3D Dinosaur Figure Building Block Set, specifically the Pteranodon Maker Tube. This set is designed to foster creativity, logic, and fine motor skills through hands-on construction.

## WHAT'S IN THE BOX

Your Pteranodon Maker Tube set includes the following components:

- 70 Plus-Plus pieces
- Step-by-step instructions for building the Pteranodon figure





Image: The Pteranodon Maker Tube, containing numerous purple, light purple, and yellow Plus-Plus pieces, alongside a fully assembled Pteranodon figure made from these pieces.

## SETUP AND ASSEMBLY

---

Follow these steps to assemble your Pteranodon figure:

1. Open the Pteranodon Maker Tube and carefully remove all Plus-Plus pieces and the instruction sheet.
2. Refer to the included step-by-step instructions. These instructions will guide you through the process of connecting the individual Plus-Plus pieces to form the 3D Pteranodon figure.

3. Begin by identifying the different colors and shapes of the Plus-Plus pieces as indicated in the instructions.
4. Connect the pieces by sliding them together. Each Plus-Plus piece has a unique shape that allows for interlocking connections in 2D and 3D.
5. Continue following the instructions, piece by piece, until the Pteranodon figure is complete.



Image: A fully assembled Pteranodon figure, constructed from purple and light purple Plus-Plus pieces, depicted in flight against a vibrant, stylized background of mountains and sky.

## OPERATING AND CREATIVE PLAY

Once assembled, the Pteranodon figure can be displayed or used for imaginative play. The unique design of Plus-Plus pieces allows for versatile construction beyond the provided instructions.

- **Display:** Your completed Pteranodon can be proudly displayed as a 3D model.
- **Rebuild and Create:** The pieces can be easily disassembled and reassembled. This allows for endless creative possibilities, encouraging users to design their own figures, structures, or patterns in both 2D and 3D.
- **STEM/STEAM Learning:** Engaging with Plus-Plus pieces helps develop creativity, logic, and fine motor skills.

It provides an introduction to 3D design, engineering, and problem-solving.



Image: A scattered pile of numerous Plus-Plus pieces in various shades of purple, yellow, and light green, demonstrating the individual components of the building set.






Image: A child's hand holding up a single blue Plus-Plus piece, with the child's face blurred in the background, highlighting the small size of the individual building block.

## MAINTENANCE AND CARE

---

To ensure the longevity and cleanliness of your Plus-Plus pieces, follow these simple care instructions:

- **Cleaning:** The plastic pieces can be wiped clean with a damp cloth and mild soap if necessary. Ensure they are completely dry before storing.
- **Storage:** Store the pieces in their original tube or a clean, dry container to prevent loss and keep them free from dust. The compact size makes them ideal for travel.
- **Material Safety:** Plus-Plus pieces are made from BPA-free and phthalate-free plastic, ensuring they are safe for children.

# SET PLAY FREE

∞ Infinitely interconnecting pieces

50+ colors and counting

Build in 2D & 3D



Image: A collection of colorful Plus-Plus pieces, including red, blue, green, yellow, and purple, spread out on a light wooden surface, illustrating the variety of colors available.

## TROUBLESHOOTING

---

If you encounter any issues while building or playing with your Plus-Plus set, consider the following:

- **Difficulty Connecting Pieces:** Ensure the pieces are aligned correctly. They are designed to interlock smoothly. Apply gentle, even pressure.
- **Missing Pieces:** Double-check the packaging and surrounding area. If pieces are genuinely missing from a new set, contact customer support.
- **Figure Stability:** If your assembled figure feels unstable, review the instructions to ensure all connections are secure and correctly placed.

## SPECIFICATIONS

---

Feature	Detail
Product Dimensions	1.18 x 1.18 x 11 inches (Tube)
Item Weight	0.81 ounces
Model Number	4168736-Parent
Manufacturer Recommended Age	6 years and up
Material	BPA-free and phthalate-free plastic
Manufacturing Origin	Denmark (100% wind energy powered factory)
Number of Pieces	70

## Safety Information

- **Age Recommendation:** This product is recommended for ages 6 years and up.
- **Small Parts:** The individual Plus-Plus pieces are small (3/4" x 1/2"). Keep away from children under the recommended age to prevent choking hazards.
- **Material Safety:** All Plus-Plus products are made from BPA-free and phthalate-free plastic.



## Manufacturer Information and Support





For further assistance, product information, or to explore other Plus-Plus products, please visit the official Plus-Plus store or contact customer support.

- **Brand:** PLUS PLUS
- **Manufacturer:** PLUS PLUS
- **Official Store:** [Visit the PLUS PLUS Store on Amazon](#)

© 2024 PLUS PLUS. All rights reserved.  
This manual is for informational purposes only. Product specifications are subject to change without notice.

### Related Documents - 4168736-Parent

	<p><a href="#">Plus-Plus Santa Ornament Building Guide (Model 4337-16)</a></p> <p>Step-by-step instructions and inspiration for building a festive Santa Claus ornament using Plus-Plus construction blocks. Includes product safety information and company details.</p>
	<p><a href="#">Plus Plus Candy Cane Building Instructions and Activity</a></p> <p>Learn how to build a Plus Plus Candy Cane with this easy-to-follow guide. Includes a 'Puzzle by Number' activity and company information.</p>

	<p><a href="#"><u>Plus-Plus 4337-04 GIFTS Building Blocks - Creative Construction Toy</u></a></p> <p>Discover the Plus-Plus 4337-04 GIFTS set, a creative construction toy system from Denmark. Learn how to build simple models and explore endless play possibilities with these unique building blocks.</p>
	<p><a href="#"><u>Plus-Plus Christmas Tree 4337-09: Building Toy &amp; Guide</u></a></p> <p>Build a festive Christmas Tree with Plus-Plus building toys (Model 4337-09). Includes 'Puzzle by Number' guide, safety information, and company details. 100% BPA-PVC Phthalate Free.</p>
	<p><a href="#"><u>Plus-Plus Whale Tail Building Instructions</u></a></p> <p>Step-by-step guide to building a Plus-Plus Whale Tail model (4337-21). Includes product information, safety warnings, and assembly steps with textual descriptions of diagrams.</p>
	<p><a href="#"><u>Plus-Plus Siberian Husky Building Toy Assembly Instructions</u></a></p> <p>Step-by-step guide to building the Plus-Plus Siberian Husky toy. Learn how to assemble this creative construction toy with clear instructions and tips for builders.</p>