

## Nerf E0012

# Nerf Accustrike Quadrant Blaster Instruction Manual

## 1. IMPORTANT SAFETY INFORMATION

Please read all safety information before using the Nerf Accustrike Quadrant Blaster. Failure to follow these instructions may result in injury.

- **CAUTION:** Do not aim at eyes or face.
- **TO AVOID INJURY:** Use only with official NERF darts. Other darts may not meet safety standards.
- Do not modify darts or the dart blaster.
- **WARNING: CHOKING HAZARD.** Small parts may be generated. Not for children under 3 years.
- Always play in a safe, open area, away from obstacles and other people.

## 2. PACKAGE CONTENTS

Verify that all items are present in your package:

- 1 x Nerf Accustrike Quadrant Blaster
- 4 x Official Nerf Accustrike Darts



Image: The Nerf Accustrike Quadrant Blaster shown in its original retail packaging.



Image: The Nerf Accustrike Quadrant Blaster displayed with its four included darts.

### 3. BLASTER OVERVIEW

---

The Nerf Accustrike Quadrant Blaster is a compact, single-shot dart blaster designed for outdoor play. It features a rotating barrel that holds up to four darts.

### 4. SETUP

---

#### 4.1. Loading Darts

1. Ensure the blaster is not primed.
2. Insert one official Nerf Accustrike dart into each of the four barrel openings. Push the darts in until they are fully seated.





Image: A hand inserting an official Nerf dart into one of the blaster's barrel openings.

#### **4.2. Priming the Blaster**

1. Grip the blaster firmly with one hand.
2. With your other hand, pull the priming handle located at the back of the blaster all the way back until it clicks into place.
3. Release the priming handle. The blaster is now primed and ready to fire.



Image: A user pulling back the priming handle at the rear of the blaster to prepare it for firing.

## 5. OPERATING INSTRUCTIONS

---

### 5.1. Firing the Blaster

1. Once the blaster is primed and loaded, aim at your target, ensuring it is a safe object or designated target area.
2. Pull the trigger to fire a dart.
3. To fire another dart, repeat the priming process (Section 4.2). The barrel will automatically rotate to the next loaded dart.



Image: A person holding and aiming the Nerf Accustrike Quadrant Blaster.





Image: A person firing the blaster, with a dart visibly launched from the barrel.

## 6. MAINTENANCE

---

To ensure optimal performance and longevity of your Nerf Accustrike Quadrant Blaster:

- Keep the blaster clean and free of dirt or debris. Wipe with a dry cloth as needed.
- Store darts in a clean, dry place to prevent damage or deformation, which can affect performance.
- Do not expose the blaster to extreme temperatures or direct sunlight for extended periods.

## 7. TROUBLESHOOTING

---

### 7.1. Dart Jams

If a dart becomes jammed:

1. Ensure the blaster is not primed.
2. Carefully inspect the barrel openings and the dart loading area for any lodged darts.
3. Gently remove any jammed darts. Do not force them, as this can damage the blaster or darts.
4. Ensure you are using only official Nerf darts, as unofficial or damaged darts are more prone to

jamming.






## 8. SPECIFICATIONS

|                    |                        |
|--------------------|------------------------|
| Model Number       | E0012                  |
| Number of Players  | 1                      |
| Assembly Required  | No                     |
| Batteries Required | No                     |
| Recommended Age    | 3 years and up         |
| Product Dimensions | 6.68 x 23.5 x 21.59 cm |
| Weight             | 260 g                  |
| Manufacturer       | Hasbro                 |

## 9. WARRANTY AND SUPPORT

For warranty information or product support, please contact Hasbro customer service directly. Refer to the packaging for specific contact details or visit the official Hasbro website.

### Related Documents - E0012

|   |  |
|---|--|
|  | <a href="#">Nerf Pro Stryfe X Dart Blaster: User Manual and Safety Instructions</a><br>Comprehensive guide to operating the Nerf Pro Stryfe X Dart Blaster, including charging, loading, firing, safety warnings, and storage. Features detailed instructions for safe play and regulatory information.    |
|  | <a href="#">Nerf Hyper MACH-100 Blaster: Operating and Safety Instructions</a><br>Comprehensive guide for the Nerf Hyper MACH-100 blaster, detailing how to load, fire, clear jams, store the blaster, and important safety precautions. Includes battery information and product compatibility.           |
|  | <a href="#">NERF N-Strike Elite AccuStrike FalconFire Blaster: Instructions and Features</a><br>Official instructions and overview for the NERF N-Strike Elite AccuStrike Series FalconFire dart blaster, including how to load, fire, and store the toy. Features product details and safety information. |
|  | <a href="#">Nerf N-Strike Elite Strongarm Blaster: User Guide</a><br>Official instructions for the Nerf N-Strike Elite Strongarm toy blaster. Learn how to load darts, fire single shots, and use the slam-fire feature for rapid firing. Includes safety warnings and product details.                    |
|  | <a href="#">Nerf Roblox Arsenal Pulse Laser Blaster Instructions</a><br>Comprehensive guide on how to operate, load, fire, and clear jams for the Nerf Roblox Arsenal Pulse Laser motorized dart blaster. Includes safety warnings and battery information.  |





### [NERF Modulus ECS-10 Blaster: Instructions and Safety Guide](#)

Official instructions and safety information for the NERF Modulus ECS-10 blaster by Hasbro. Learn how to load, fire, maintain, and safely use your NERF blaster.