

INSIGNIA 4335267871

Insignia Bluetooth 4.0 USB Adapter

Model: 4335267871

Brand: INSIGNIA

INTRODUCTION

This instruction manual provides essential information for the setup, operation, and maintenance of your Insignia Bluetooth 4.0 USB Adapter. Please read this manual thoroughly before using the product to ensure proper functionality and to avoid any issues.

PRODUCT FEATURES

- **USB Interface:** Provides simple connectivity and compatibility with a wide range of computers.
- **Bluetooth 4.0 Technology:** Enables wireless linking with up to 7 compatible Bluetooth-enabled devices.
- **Extended Range:** Connects devices from up to 20 feet (approximately 6 meters) away.
- **Compact Design:** Minimizes physical bulk when plugged into a USB port.

SETUP GUIDE

The Insignia Bluetooth 4.0 USB Adapter is designed for plug-and-play functionality on compatible Windows PCs.

1. Unboxing and Initial Inspection

Carefully remove the adapter from its packaging. Ensure there is no visible damage to the device.



Image: Retail packaging of the Insignia Bluetooth 4.0 USB Adapter.

2. Connecting the Adapter

1. Locate an available USB port on your desktop computer.
2. Insert the Insignia Bluetooth 4.0 USB Adapter firmly into the USB port.



Image: The compact Insignia Bluetooth 4.0 USB Adapter, ready for connection.

Upon insertion, your operating system (Windows 8.1, 10, or 11) should automatically detect the adapter and install the necessary drivers. No manual driver installation is typically required.

3. Verifying Installation

After plugging in the adapter, check your computer's Device Manager to confirm that the Bluetooth device is recognized and functioning correctly. You should see a Bluetooth radio listed under "Bluetooth" devices.

OPERATING INSTRUCTIONS

Once the adapter is successfully installed, you can begin pairing Bluetooth devices.

1. **Enable Bluetooth:** Ensure Bluetooth is turned on in your computer's settings. This is usually found in the "Devices" or "Bluetooth & other devices" section of your operating system settings.
2. **Pairing Mode:** Put your desired Bluetooth device (e.g., headphones, mouse, keyboard) into pairing mode. Refer to your device's manual for specific instructions on how to do this.
3. **Add Device:** On your computer, go to the Bluetooth settings and select "Add Bluetooth or other device." Choose "Bluetooth" from the options.
4. **Select Device:** Your computer will scan for nearby Bluetooth devices. Select your device from the list when it appears.
5. **Confirm Pairing:** Follow any on-screen prompts to complete the pairing process, which may include entering a PIN or confirming a code.

You can connect up to 7 compatible Bluetooth devices simultaneously, though performance may vary depending on the devices and usage.

MAINTENANCE

The Insignia Bluetooth 4.0 USB Adapter requires minimal maintenance.

- Keep the adapter clean and free from dust. Use a soft, dry cloth for cleaning.
- Avoid exposing the adapter to extreme temperatures, humidity, or direct sunlight.
- Do not attempt to disassemble or repair the adapter yourself, as this will void any warranty.

TROUBLESHOOTING

If you encounter issues with your Insignia Bluetooth 4.0 USB Adapter, try the following steps:

- **Adapter Not Detected:**
 - Try plugging the adapter into a different USB port on your computer.
 - Restart your computer.
 - Check Device Manager for any unknown devices or driver errors. You may need to manually update drivers via Windows Update.
- **Cannot Pair Devices:**
 - Ensure the Bluetooth device you are trying to pair is in pairing mode and within range (within 20 feet).
 - Verify that Bluetooth is enabled on your computer.
 - Remove any previously paired instances of the device from your computer's Bluetooth settings and try pairing again.
 - Ensure there are no other strong wireless signals interfering with the connection.
- **Intermittent Connection/Poor Performance:**
 - Move the Bluetooth device closer to the adapter.
 - Ensure there are no physical obstructions (e.g., metal objects, thick walls) between the adapter and the device.
 - Disconnect other Bluetooth devices if you have many connected simultaneously.

If issues persist, consult the Insignia support website or contact customer service for further assistance.

SPECIFICATIONS

Brand	INSIGNIA
Model Number	4335267871
Hardware Interface	Bluetooth
Bluetooth Version	4.0
Color	Black
Compatible Devices	Desktop (Windows 8.1, 10, 11)

Data Link Protocol	USB
Item Weight	1.76 ounces (approximately 0.11 lbs)
UPC	600603199677
Date First Available	September 18, 2017







WARRANTY AND SUPPORT

For warranty information, technical support, or further assistance, please refer to the official Insignia website or contact their customer service department. Keep your purchase receipt for warranty claims.

Note: Specific warranty terms and conditions may vary and are subject to change by the manufacturer.

© 2023 INSIGNIA. All rights reserved.

Related Documents - 4335267871

	Insignia USB 3.0 to DisplayPort Adapter Quick Setup Guide Quick setup guide for the Insignia USB 3.0 to DisplayPort Adapter (NS-PCA3D/NS-PCA3D-C), covering package contents, features, system requirements, driver installation for Windows and macOS, troubleshooting, and warranty information.
	Insignia USB to HDMI Adapter Quick Setup Guide Quick setup guide for the Insignia USB to HDMI Adapter (NS-PA3UHD/NS-PA3UHD-C), covering features, system requirements, driver installation for Windows and macOS, troubleshooting, and legal information.
	Insignia VGA to HDMI Adapter with Audio Quick Setup Guide Quick setup guide for the Insignia VGA to HDMI Adapter with Audio (NS-PCAVH / NS-PCAVH-C). Learn how to connect VGA devices to HDMI displays, features, specifications, and troubleshooting.
	Insignia NS-AC501/NS-AC501-C 600mA AC Adapter Set Quick Setup Guide Quick setup guide for the Insignia NS-AC501/NS-AC501-C 600mA AC Adapter Set, covering package contents, features, compatibility, setup instructions, troubleshooting, and specifications.
	Insignia HDMI to VGA Adapter (NS-PCAHV): Quick Setup Guide & Specifications Concise setup guide for the Insignia HDMI to VGA Adapter (NS-PCAHV/NS-PCAHV-C), covering features, system requirements, setup instructions, troubleshooting, specifications, and legal notices.
	Insignia USB 3.0 to Ethernet Adapter Quick Setup Guide Quick setup guide for the Insignia USB 3.0 to Ethernet Adapter (NS-PCA3E/NS-PCA3E-C), providing instructions for setup, features, troubleshooting, and system requirements.