

manuals.plus /

- › [Timex](#) /
- › [Timex Men's Easy Reader Watch Instruction Manual](#)

Timex TW2R63800

Timex Men's Easy Reader Watch Instruction Manual

Model: TW2R63800

1. PRODUCT OVERVIEW

The Timex Men's Easy Reader Watch (Model TW2R63800) is designed for effortless time-telling with a classic aesthetic. It features a durable brass case, a clear blue dial with full Arabic numerals, and a comfortable genuine leather strap. This timepiece combines functionality with a timeless design, suitable for various occasions.



Figure 1: Front view of the Timex Easy Reader Watch, showcasing its blue dial, white Arabic numerals, and brown crocodile-patterned leather strap.

- Adjustable brown croco patterned 20mm genuine leather strap fits up to 8-inch wrist circumference.
- Blue easy-to-read dial with date window at 3 o'clock; full Arabic numerals.
- Silver-tone 38mm brass case with mineral glass crystal.
- Indiglo light-up watch dial for low-light visibility.
- Water resistant to 30m (100ft): withstands splashes or brief immersion in water, but not suitable for swimming or bathing.

2. SETUP

2.1 Setting Time and Date

To set the time and date on your Timex Easy Reader Watch, locate the crown on the right side of the watch case.



Figure 2: Side view of the watch, highlighting the crown used for setting time and date.

1. **Setting the Date:** Gently pull the crown out to the first click position. Rotate the crown clockwise or counter-clockwise until the desired date appears in the date window at the 3 o'clock position.
2. **Setting the Time:** Pull the crown out to the second click position. Rotate the crown to move the hour and minute hands to the correct time. Push the crown back in completely to start the watch.

3. OPERATING INSTRUCTIONS

3.1 Indiglo Night-Light

Your Timex Easy Reader Watch features the Indiglo night-light for easy time-telling in low-light conditions. To activate the Indiglo light, simply press and hold the crown. The entire dial will illuminate with a soft, even glow.

3.2 Water Resistance

This watch is water resistant to 30 meters (100 feet). This means it is suitable for everyday use and can withstand splashes or brief immersion in water, such as during hand washing or light rain. It is **not** recommended for swimming, bathing, or diving, as prolonged water exposure or high-pressure water activities may compromise its water resistance.

4. MAINTENANCE

4.1 General Care

To maintain the appearance and longevity of your watch:

- Clean the watch case and crystal with a soft, damp cloth. Avoid using harsh chemicals or abrasive materials.
- For the genuine leather strap, wipe it gently with a dry or slightly damp cloth. Avoid prolonged exposure to direct sunlight, extreme temperatures, or excessive moisture, as this can cause the leather to dry out, crack, or discolor.
- Store your watch in a cool, dry place when not in use, preferably in its original box or a watch case to protect it from dust and scratches.



Figure 3: View of the watch strap and buckle, emphasizing the genuine leather material.

4.2 Battery Replacement

The watch is powered by one Lithium Metal battery (included). When the battery needs replacement, it is recommended to take your watch to an authorized Timex service center or a reputable watch repair professional to ensure proper battery installation and maintenance of water resistance.

5. TROUBLESHOOTING

5.1 Audible Ticking Sound

Some users may notice an audible ticking sound from the watch's second hand. This is a characteristic of the watch's movement and is considered normal operation. It does not indicate a defect or malfunction of the timepiece.

5.2 Date Not Changing Correctly

If the date is not changing at midnight, ensure you have set the correct AM/PM time. The date mechanism typically advances once every 24 hours. If the issue persists after correctly setting the time, consult the warranty and support section.

6. SPECIFICATIONS







Feature	Detail
Product Dimensions	1.57 x 3.94 x 2.36 inches
Item Weight	1.66 ounces
Model Number	TW2R63800
Department	Men's
Batteries	1 Lithium Metal battery (included)
Date First Available	August 18, 2017
Manufacturer	Timex
ASIN	B072P1WLGL
Material	Brass (case)

7. WARRANTY AND SUPPORT

For detailed warranty information and customer support, please refer to the official Timex website or the comprehensive user manual provided with your purchase.

- **Official User Manual (PDF):** For a complete guide, you can access the official PDF manual[here](#).
- **Protection Plans:** Extended protection plans are available for purchase to cover your watch beyond the standard manufacturer's warranty. Options include:
 - 2-Year Protection Plan
 - 3-Year Protection Plan
 - Complete Protect (monthly plan covering multiple eligible purchases)
- **Contact Support:** Visit the [Timex Store on Amazon](#) for additional product information and support resources.



	<p>Руководство по эксплуатации часов Timex</p> <p>Подробное руководство по эксплуатации часов Timex, охватывающее настройку времени, использование хронографа, водонепроницаемость, регулировку браслета и функции подсветки INDIGLO® для различных механизмов Timex.</p>
	<p>Timex Analog Watch User Manual - Features, Settings, and Care</p> <p>Comprehensive user guide for Timex Analog watches, covering setup, features like INDIGLO® Night-Light, water resistance, alarms, perpetual calendar, and maintenance. Available in multiple languages.</p>
	<p>Timex Kids Digital Watch User Guide - Operation and Features</p> <p>Comprehensive user guide for the Timex Kids digital watch (model 791-095007). Covers features, basic operations, setting time and date, chronograph, alarm, timer, INDIGLO night light, water resistance, strap adjustments, battery information, and warranty details.</p>
	<p>Timex Atelier Marine M1a User Manual and International Warranty</p> <p>Comprehensive user manual and international warranty details for the Timex Atelier Marine M1a watch. Includes product specifications, instructions for setting the time and adjusting the bracelet, and warranty coverage information.</p>
	<p>Timex Ironman 50-Lap Watch User Manual</p> <p>Comprehensive user manual for the Timex Ironman 50-Lap watch, detailing features, operations, and maintenance for optimal use.</p>
	<p>Timex Watch User Manual and International Warranty</p> <p>Comprehensive guide to Timex watches, including operating instructions, water resistance details, battery replacement, and international warranty information. Features INDIGLO night-light and strap adjustment for Timex Kids and Timex Jr. models.</p>