

## Marley EM-JE083-BA

# House of Marley Smile Jamaica Wireless Earphones User Manual

Model: EM-JE083-BA | Brand: Marley

## INTRODUCTION

The House of Marley Smile Jamaica Wireless earphones combine FSC Certified Wood and recyclable aluminum housings for a unique and sustainable design. Featuring a noise-isolating design and 9mm dynamic drivers, these earphones deliver rich and full sound. Designed for comfort and convenience, they offer Bluetooth connectivity and up to 8 hours of playtime.



Image: House of Marley Smile Jamaica Wireless Earphones, showcasing their design with wood accents and neckband.

## WHAT'S IN THE BOX

- Instruction Book
- Eartips (1xM, 2xM)
- Micro USB charging cable
- Protective Case

## SETUP

### Charging Your Earphones

Before first use, fully charge your Smile Jamaica Wireless earphones. Connect the supplied Micro USB charging cable to the charging port on the neckband. Plug the other end into a USB power source (not included). The LED indicator will show charging status.



Image: Micro USB charging cable connected to the earphones, ready for charging.

## Bluetooth Pairing

1. Ensure the earphones are turned off.
2. Press and hold the power button until the LED indicator flashes blue and red, indicating pairing mode.
3. On your device (smartphone, tablet, etc.), enable Bluetooth and search for available devices.
4. Select "Smile Jamaica Wireless" from the list.
5. Once connected, the LED indicator will turn solid blue.

## Optimal Fit

The Smile Jamaica Wireless earphones come with 2 sizes of eco-friendly REGRIND silicone ear tips. Experiment with different sizes to find the most comfortable and secure fit for optimal sound isolation and audio performance. The lightweight and flexible neckband is designed to rest comfortably around your collar.



Image: A person wearing the Smile Jamaica Wireless earphones, demonstrating the comfortable and secure fit of the ear tips and neckband.

# OPERATING YOUR EARPHONES

## 3-Button Controls

The neckband features intuitive 3-button controls for managing your audio and calls:

- **Volume Up (+):** Press to increase volume.
- **Volume Down (-):** Press to decrease volume.
- **Multi-function Button (Center):**
  - Press once to Play/Pause music.
  - Press once to Answer/End calls.
  - Press and hold to Power On/Off.
  - Double-press for Next Track.
  - Triple-press for Previous Track.



**TANGLE-FREE  
CABLE**

**MICROPHONE &  
3-BUTTON  
CONTROLS**



**FSC®  
CERTIFIED  
WOOD**

Image: Detailed view of the 3-button controls on the neckband, highlighting the volume and multi-function buttons.

## **Making and Receiving Calls**

The Smile Jamaica Wireless earphones include an onboard microphone for hands-free calling. Use the multi-function button to answer or end calls as described above.

## **Battery Life**

Enjoy up to 8 hours of continuous playtime on a full charge, allowing for all-day listening. Actual battery life may vary based on volume level and audio content.



# LIGHTWEIGHT, FLEXIBLE NECKBAND

Image: A person enjoying music with the earphones, emphasizing the 8-hour battery life.

## MAINTENANCE AND CARE

To ensure the longevity of your Smile Jamaica Wireless earphones, follow these care guidelines:

- Clean the ear tips regularly with a soft, damp cloth.
- Wipe the neckband and earbud housings with a dry, soft cloth.
- Avoid exposing the earphones to extreme temperatures or direct sunlight for prolonged periods.
- While sweatproof with an IPX4 rating, avoid submerging the earphones in water.
- Store the earphones in the provided protective case when not in use to prevent tangling and damage.



# TROUBLESHOOTING

Problem	Solution
Earphones not turning on	Ensure the earphones are fully charged. Press and hold the power button for several seconds.
Cannot pair with device	Ensure earphones are in pairing mode (flashing blue/red LED). Turn off and on Bluetooth on your device. Move earphones closer to your device.
No sound or low volume	Check volume levels on both earphones and your device. Ensure earphones are properly connected. Try re-pairing.
Intermittent connection	Move closer to your device. Avoid obstacles between earphones and device. Ensure no other strong wireless signals are interfering.
Microphone not working	Ensure the earphones are selected as the audio input device on your phone. Check for any obstructions near the microphone.

# TECHNICAL SPECIFICATIONS

Feature	Detail
Model Name	Smile Jamaica
Connectivity Technology	Bluetooth
Wireless Communication Technology	Bluetooth
Control Type	Volume Control, Touch
Item Weight	0.15 Kilograms (5.1 ounces)
Water Resistance Level	Water Resistant (IPX4)
Frequency Range	20 Hz - 20,000 Hz
Battery Life	8 Hours
Audio Driver Type	Dynamic Driver
Bluetooth Version	5.0
Noise Control	Sound Isolation
Material	Kunststof, Hout (FSC Certified Wood)



Feature	Detail
Product Dimensions	8 x 6 x 1.38 inches





## WARRANTY AND SUPPORT




House of Marley products are manufactured with a commitment to quality. For detailed warranty information and customer support, please refer to the warranty card included in your product packaging or visit the official House of Marley website. You can also find FAQs and additional support resources online.

For direct assistance, please contact House of Marley customer service through their official channels.

© 2025 Marley. All rights reserved.

### Related Documents - EM-JE083-BA

	<a href="#">Marley Liberate Air True Wireless Earbuds Quick Start Guide</a> A concise guide to setting up, pairing, fitting, and using your Marley Liberate Air true wireless earbuds, including controls, mono mode, and compliance information.
	<a href="#">Marley Stir It Up Wireless 2 Quick Start Guide</a> Quick start guide for the Marley Stir It Up Wireless 2 Bluetooth turntable, covering setup, operation, Bluetooth pairing, and connections.
	<a href="#">Marley Get Together Duo Instruction Manual</a> This manual provides instructions for setting up, connecting, and troubleshooting the Marley Get Together Duo Bluetooth speaker system. Learn how to pair with mobile devices and turntables via Bluetooth, RCA, and AUX inputs.
	<a href="#">Marley Stir It Up Wireless Turntable: Quick Start Guide</a> A comprehensive quick start guide for the Marley Stir It Up Wireless Turntable, covering setup, Bluetooth pairing, record playback, connections, and compliance information.

 <b>QUICK START GUIDE GET TOGETHER DUO</b> 	<p><a href="#">Marley Get Together Duo Quick Start Guide: Setup, Bluetooth, and Controls</a></p> <p>Concise and accessible HTML guide for the Marley Get Together Duo Bluetooth speaker, covering setup, connections (Bluetooth, RCA, AUX), controls, and compliance information.</p>
	<p><a href="#">Marley Liberate Air True Wireless Earbuds Quick Start Guide</a></p> <p>Get started quickly with the Marley Liberate Air True Wireless Earbuds. This guide covers unboxing, setup, pairing, controls for music and calls, voice commands, mono mode, and important compliance information.</p>