

Manuals+

[Q & A](#) | [Deep Search](#) | [Upload](#)

[manuals.plus](#) /

- › [Pro Series](#) /
- › [WiFi Module for Pro Series Float Controller User Manual](#)

Pro Series PS-WiFi

Pro Series WiFi Module

USER INSTRUCTION MANUAL

Product Overview



Figure 1: The Pro Series WiFi Module, a black rectangular device with labels for 'WiFi Module', 'Model No. PS-WiFi', 'Reset button', 'Module Status LED (green)', 'Connection Error LED (red)', 'N.C.', 'N.O.', 'COM' terminals, 'Data port', '12V/6V DC Battery input', '5V DC Power input', and 'Status LEDs' descriptions.

The PHCC Pro Series WiFi Module is designed as an upgrade option for sump pump level switches, enabling remote monitoring and notification capabilities. This module allows homeowners to receive critical alerts via email or text message directly to their smartphone, tablet, or computer, ensuring timely awareness of any issues or recommended maintenance for their sump pump or battery backup system. It integrates seamlessly with compatible Pro Series systems to provide peace of mind through continuous communication.

Key Features

- Sends emails or text notifications and status alerts to your phone, tablet or computer.
- No monthly fees for monitoring services.
- Simple and straightforward setup process.

Compatibility

The Pro Series WiFi Module is compatible with the following Pro Series systems:

- DFC2
- VSC2
- PHCC-1730
- PHCC-2400

Installation and Setup

1. **Connect Data Cable:** Plug the USB data cable into the data port on the WiFi module. Then, connect the other end of the USB cable into the USB port located on the back of your compatible Pro Series controller.
2. **Apply Power:** Plug in the power cord to the WiFi module. Ensure the module receives stable power.
3. **WiFi Setup:** Follow the provided WiFi setup instructions to connect the module to your home WiFi network. This typically involves accessing a setup interface via a web browser or a dedicated application.
4. **Register Your Unit:** Register your WiFi module and create a free account as prompted during the setup process. This account is essential for managing notifications and settings.
5. **Configure Notifications:** Within your account settings, enter the email addresses where you wish to receive notifications. For text messages, most cellular companies support email-to-text gateways. For example:
 - For AT&T: **[10-digit phone number]@txt.att.net** (e.g., 5551234567@txt.att.net)
 - For Verizon: **[10-digit phone number]@vtext.com** (e.g., 5551234567@vtext.com)
 - Consult your cellular provider for their specific email-to-text format if not listed.

You can typically add multiple email addresses for notifications.

Ensure your WiFi network provides a strong and stable signal to the module for optimal performance.

Operation and Status Indicators

The WiFi module features several LED indicators to provide real-time status information:

- **Module Status LED (Green):** Indicates the operational status of the module.
- **Connection Error LED (Red):** Indicates issues with network connectivity.

Detailed interpretation of Status LEDs:

- **Alternating RED/GRN:** Module is ready for setup.
- **Solid GRN:** Module is operating normally.
- **Blinking GRN:** Check battery pack (if applicable to connected system).
- **Solid RED:** Check router connection.
- **Blinking RED:** Communication error.

Maintenance

The Pro Series WiFi Module requires minimal maintenance. It is recommended to:

- Keep the module and its connections clean and free from dust or debris.
- Periodically check all cable connections to ensure they are secure.
- Ensure your home WiFi network remains stable and accessible to the module.

Troubleshooting

If you encounter issues with your WiFi module, consider the following troubleshooting steps:

- **Connectivity Issues:**
 - **Weak WiFi Signal:** The module's WiFi receiver may be sensitive to signal strength. Ensure the module is within good range of your WiFi router or consider using a WiFi extender or access point to boost the signal in the module's location.
 - **Router Compatibility:** Some users have reported connectivity challenges with specific router brands, including Netgear Nighthawk, Arris, Sagemcom, and Eero. If you use one of these, an extender or a separate access point might be necessary to maintain a stable connection.
 - **Frequent Disconnects:** If the module frequently loses connection, try unplugging its power, waiting a few seconds, and then plugging it back in to restart the system. Re-check your WiFi signal strength and router settings.
- **Setup Difficulties:**
 - If you experience issues setting up the module via a smartphone (e.g., iPhone), try using a different device like a tablet (e.g., iPad) or a computer for the initial setup.
- **No Notifications:**
 - Verify that the email addresses entered for notifications are correct and that email-to-text formats are accurate for your cellular provider.
 - Check your email spam or junk folders.
 - Ensure the module has an active and stable internet connection (check the Connection Error LED).
- **Limited Status Information:**
 - The module primarily sends alerts for critical events. It may not provide detailed historical data on sump pump run times or comprehensive battery status beyond basic alerts.

For persistent issues, refer to the support contact information provided in this manual.

Technical Specifications

Manufacturer	Glentronics, Inc.
Part Number	PS-WiFi
Item Weight	16 ounces
Package Dimensions	8.5 x 7 x 2.5 inches
Color	Black
Item Package Quantity	1

Display Style	LED
Batteries Included?	No
Batteries Required?	No
UPC	717301122965

Support and Warranty

For technical support or warranty inquiries regarding your Pro Series WiFi Module, please contact Glentronics, Inc. directly.

Glentronics, Inc.






Phone: [800.991.0466](tel:800.991.0466)


Specific warranty terms and conditions are provided with your product documentation at the time of purchase.

Please retain your proof of purchase for warranty claims.

© 2023 Pro Series. All rights reserved.

Related Documents - PS-WiFi

	<p>PRO SERIES 2400 A/C-D/C Battery Backup Sump Pump System Instruction Manual</p> <p>Comprehensive instruction manual and safety warnings for the PRO SERIES 2400 A/C-D/C Battery Backup Sump Pump System. Learn about installation, battery preparation, maintenance, troubleshooting, and remote notification options to protect your basement from flooding.</p>
	<p>Pro Series 2400 A/C-D/C Battery Backup Sump Pump System Instruction Manual</p> <p>Comprehensive instruction manual and safety warnings for the Pro Series 2400 A/C-D/C Battery Backup Sump Pump System, covering installation, operation, maintenance, troubleshooting, and warranty information for residential flood protection.</p>
	<p>PHCC Pro Series 2400 A/C-D/C Battery Backup Sump Pump System Instruction Manual</p> <p>Comprehensive instruction manual for the PHCC Pro Series 2400 A/C-D/C battery backup sump pump system, covering installation, operation, safety warnings, maintenance, troubleshooting, and warranty information to protect basements from flooding.</p>
	<p>PHCC Pro Series 2400 A/C-D/C Battery Backup Sump Pump System User Manual</p> <p>Comprehensive instruction manual and safety warnings for the PHCC Pro Series 2400 A/C-D/C Battery Backup Sump Pump System, covering installation, operation, maintenance, troubleshooting, and warranty information for residential use.</p>
	<p>Pro Series PS-C50 Combination Primary and Backup Sump Pump System Instruction Manual</p> <p>Comprehensive instruction manual for the Pro Series PS-C50 Combination Primary and Backup Sump Pump System, covering installation, operation, safety warnings, maintenance, and troubleshooting.</p>



PRO SERIES 2400
A/C-D/C
Battery Backup
Sump Pump System
Instruction Manual & Safety Warnings

PRO SERIES 2400 A/C-D/C Battery Backup Sump Pump System Instruction Manual

Comprehensive instruction manual and safety warnings for the PRO SERIES 2400 A/C-D/C Battery Backup Sump Pump System. Learn about installation, battery preparation, maintenance, troubleshooting, and remote notification options to protect your basement from flooding.

Documents - Pro Series – PS-WiFi

[\[pdf\]](#) User Manual Instructions


Pro Series Pumps Deluxe Float Switch and Controller DFC2 Manual C2 5 hours ago — Instruction Safety Warnings SAVE THESE INSTRUCTIONS This manual contains important SAFETY WARNINGS OPERATING for the pro series 6e6668d8f8924672064a3ae6d96fb7ab powerequipmentdirect manuals ||| Pro Series Pumps Deluxe Float Switch Controller Instruction Manual Safety Warnings SAVE THESE IN ... otential problems and needed maintenance while away from home. Pro Series Pumps WiFi Module Model PS-WiFi Sends emails or text notifications and status alerts to your phone, tablet or computer No... lang:en **score:40** filesize: 721.19 K page_count: 4 document date: 2023-07-07

[\[pdf\]](#) User Manual Instructions

S3 Series manual 11 09 18 Sump Pumps Direct Instruction Manual Safety Warnings Models S3033 S3050 S3100 Important Instructions SAVE THESE INSTRUCTIONS This contains phcc-pro-series-10ee09478f271b9ba16d6589da46f312 powerequipmentdirect manuals Sump Pumps Instruction Manual Safety Warnings Models S3033, S3050, S3100 Important Safety Instruc ... es and High Water Alarm Connect Modules - WiFi Module Home Automation Module Requires purchase of PS-WiFi or PS-HZM The Deluxe Controller is equipped with a USB data port. The purpose of this port ... lang:en **score:39** filesize: 825.31 K page_count: 6 document date: 2020-04-10

[\[pdf\]](#) User Manual Instructions

E7 Series manual 02 04 21 4 feb 2021 — Instruction Manual Safety Warnings Models E7040 E7055 E7105 Important Instructions SAVE THESE INSTRUCTIONS This contains important 2 stopflooding assets 6 ||| ||| Sewage Pumps Instruction Manual Safety Warnings Models E7040, E7055, E7105 E7040-NS E7105-NS E7055-NS Important Safety Instructions SAVE THESE INSTRUCTIONS. This manual contains im Sewage Pumps Instruction Manual Safety Warnings Models E7040, E7055, E7105 E7040-NS E7105-NS E70 ... es and High Water Alarm Connect Modules - WiFi Module Home Automation Module Requires purchase of PS-WiFi or PS-HZM The Deluxe Controller is equipped with a USB data port. The purpose of this port ... lang:en **score:36** filesize: 632.08 K page_count: 6 document date: 2021-02-04



[pdf] User Manual Instructions

Pro Series Pumps Deluxe Float Switch and Controller DFC2 Manual C2 with dual float vertical VSC2 Do not adjust the tether length as it will disrupt timing of the pro series

6e6668d8f8924672064a3ae6d96fb7ab sumpumpsdirect manuals srsltid AfmBOOpk iUSZW7

Jl9ncuXZlBjROB tLTvNOKXhBZ3zerYp6jD0 kIN the This manual should be retained for future reference

fil· ff fl Dual Model n ID ! The switch contains two large floating sumpumpsdirect kINsumppumpsdirect

AfmBOOq0nI8poGIIMWN1QgdXbOMRsiHnI0VJjID32rFH8xaP52 7dlv ||| ||| Pro Series Pumps Deluxe

Float Switch Controller Instruction Manual Safety Warnings SAVE THESE INSTRUCTIONS. This manual

contains important SAFETY WARNINGS and OPERATING INSTRUCTIONS for the Pro Series Pumps

Deluxe Float Controller with dual

Pro Series Pumps Deluxe Float Switch Controller Instruction Manual Safety Warnings

SAVE THESE IN ... otential problems and needed maintenance while away from

home. Pro Series Pumps WiFi Module Model PS-WiFi Sends emails or text

notifications and status alerts to your phone, tablet or computer No...

lang:en score:36 filesize: 721.19 K page_count: 4 document date: 2023-07-07

[pdf] User Manual Instructions Specifications

comboManual Pro Series C33pro series 067427172e21471fa9db4db58b4a01ecsumppumpsdirect

manuals pro 067427172e21471fa9db4db58b4a01ec srsltid AfmBOOpDHN6W5q89CSZQ82XYu

yxKiZkU10i3YfwGI1GPypgb4yvLxX C33Pro 067427172e21471fa9db4db58b4a01ecpro

AfmBOOqlvA7DsR9pLbzdOccrnBHoiNSHm87xPk25aUIZ y2fB ZlaUqsumppumpsdirect

AfmBOOoUMHEeimeo Rg2ajR2CXGi0dnDEdsJ6N18yhjod8L29bLfKGECHsumppumpsdirect

yxKiZkU10i3YfwGI1GPypgb4yvLxXsumppumpsdirect AfmBOOqWCRitiUCjpib0gR1z

5o8EgiwqFFB5KuhrrrLYLcT3ox8LrD ||| ||| Pro Series C33 Combination Primary and Backup Sump Pump

System Instruction Manual Safety Warnings Table of Contents Important Safety Warnings and Instructions

Electrical precautions 1 Battery preparation 1 Battery precautions 1 Introduction ||| Pro Series C33

Combination Primary and Backup Sump Pump System Instruction Manual Safety Warnings Table of

Contents Important Safety Warnings and Instructions Electrical precautions 1 Battery preparation 1

Battery precautions 1 Introduction ||| Pro Series C33 Combination Primary and Backup Sump Pump

System Instruction Manual Safety Warnings Table of Contents Important Safety Warnings and Instructions

Electrical precautions 1 Battery preparation 1 Battery precautions 1 Introduction



Pro Series C33 Combination Primary and Backup Sump Pump System Instruction

Manual Safety Warnings ... here are currently two common. modules that can be

connected: Pro Series WiFi Module Model No. PS-WiFi Sends emails or text

notifications and status alerts to your phone, tablet or computer No...

lang:en score:35 filesize: 2.4 M page_count: 19 document date: 2022-02-01




[pdf] User Manual Instructions Parts List Specifications

Provided by ManualsAndMore Download User Manual Pro Series Pumps PHCC 1850 Instruction Safety Warnings PHCC1850 manualsandmore |||

This manual is for the PHCC1850 which can accommodate maintenance or maintenance free batteries. See ... home. There are currently two modules that can be connected: PHCC Pro Series WiFi Module Model No. PS-WiFi Sends emails or text notifications and status alerts to your phone, tablet or computer No...

lang:en score:34 filesize: 2.62 M page_count: 16 document date: 2019-07-24




[\[pdf\]](#) User Manual Instructions

DFC2 manual 02 08 18 web Sump Pumps Direct This contains important SAFETY WARNINGS and OPERATING INSTRUCTIONS for the PHCC Pro Series Deluxe Float Controller with dual float phcc pro series df718af5d88aede7425996719475fd1 powerequipmentdirect manuals

PHCC Pro Series Installation Deluxe Float Switch Controller Instruction Manual Safety Warnings ... are currently two PHCC Pro Series modules that can be connected:

PHCC Pro Series WiFi Module Model PS-WiFi Sends emails or text notifications and status alerts to your phone, tablet or computer No...

lang:en **score:34** filesize: 280.63 K page_count: 4 document date: 2019-04-12



[\[pdf\]](#) User Manual Instructions

DFC2 manual 02 08 18 web PHCC Pro Series Installation ON Deluxe Float Switch Instruction Manual Safety Warnings Instructions Prior to 1 Visually inspect the product Products may be damaged during shipping If has been contact your place of purchase or Glentronics Inc before installation 2 Thoroughly read instructions provided learn specific details C2 stopflooding assets 6 Pumps This contains important SAFETY WARNINGS and OPERATING INSTRUCTIONS for Controller with dual float

PHCC Pro Series Installation Deluxe Float Switch Controller Instruction Manual Safety Warnings ... are currently two PHCC Pro Series modules that can be connected:

PHCC Pro Series WiFi Module Model PS-WiFi Sends emails or text notifications and status alerts to your phone, tablet or computer No...

lang:en **score:34** filesize: 287.33 K page_count: 4 document date: 2018-02-08



[\[pdf\]](#) User Manual Quick Start Guide Installation Guide Instructions

S2033 2050 manual 08 05 19 Sump Pumps Instruction Manual Safety WarningsWhen installing or replacing a primary sump pump you should also install battery backup system ! WARNING Risk of electric shock To reduce this phcc pro series be9a756c225d3ab7a00da9914f645d38sumppumpsdirect manuals

phcc be9a756c225d3ab7a00da9914f645d38 srsltid AfmBOOpvz mhAu


mYVgCqsG8bnU2OXow13IkI5GtNFri R RH9EqHZrR WarningsSump this If are an old Unplug the from outlet b Loosen check valve rubber union by unscrewing bottom hose clamp If phcc

be9a756c225d3ab7a00da9914f645d38phcc R RH9EqHZrRsumppumpsdirect AfmBOOqd0QJu

zxB3bq9wQZCDXSzSOh iPx4fBmp6HjwRC3EfRTEZGSD ||| ||| Sump Pumps Instruction Manual Safety Warnings Models S2033 2050 Important Safety Instructions SAVE THESE INSTRUCTIONS. This manual contains important SAFETY WARNINGS and OPERATING INSTRUCTIONS. You will need to refer to it before attempting

Sump Pumps Instruction Manual Safety Warnings Models S2033 2050 Important Safety Instructions ... es and High Water Alarm Connect Modules - WiFi Module Home Automation Module Requires purchase of PS-WiFi or PS-HZM The Deluxe Controller is equipped with a USB data port. The purpose of this port ...

lang:en **score:33** filesize: 834.41 K page_count: 6 document date: 2020-04-10



[Pro Series 2400 A/C-D/C Battery Backup Sump Pump System Instruction Manual](#)

Comprehensive instruction manual and safety warnings for the Pro Series 2400 A/C-D/C Battery Backup Sump Pump System, covering installation, operation, maintenance, troubleshooting, and warranty information for residential flood protection.

lang:en **score:33** filesize: 2.44 M page_count: 20 document date: 2021-02-18




[\[pdf\]](#) User Manual Instructions Parts List Specifications

1730 Instruction qxd Pro Series Pumps This manual contains important SAFETY WARNINGS and OPERATING INSTRUCTIONS for the PHCC 1850 battery backup sump pump system Query ASSET ID 4904148 USE TYPE INSTALLATION PRODUCT 7360105 api ferguson dar step service This manual is for the PHCC1850 which can accommodate maintenance or maintenance free batteries. See ... home. There are currently two modules that can be connected: PHCC Pro Series WiFi Module Model No. PS-WiFi Sends emails or text notifications and status alerts to your phone, tablet or computer No... lang:en score:31 filesize: 2.59 M page_count: 16 document date: 2018-04-11



[\[pdf\]](#) User Manual Instructions Specifications

E7 Series manual 02 04 21 Sump Pumps DirectTo reduce the risk of hazards that can cause injury or property damage observe following precautions Specifications 4 10 HP Model E7040 1 2 E7055pro series 76bd0c55ca0039846e2ed807fe6078d8sumppumpsdirect manuals pro 76bd0c55ca0039846e2ed807fe6078d8 srsltid AfmBOoqLTUYpo7XmYavv ehvmhdhuqAphFHaM2zVGIIQICURvjinUlrVx DirectE7 E7055To 76bd0c55ca0039846e2ed807fe6078d8pro ehvmhdhuqAphFHaM2zVGIIQICURvjinUlrVxsumppumpsdirect AfmBOooHbJkbv45pOGxV syFI3cmk2pOVSxaW3o0mkmEx4MCEHyXz1ZW ||| ||| Sewage Pumps Instruction Manual Safety Warnings Models E7040, E7055, E7105 E7040-NS E7105-NS E7055-NS Important Safety Instructions SAVE THESE INSTRUCTIONS. This manual contains important SAFETY WARNINGS and OPERATING INSTRUCTIONS. You will Sewage Pumps Instruction Manual Safety Warnings Models E7040, E7055, E7105 E7040-NS E7105-NS E70 ... s and High Water Alarm Connect Modules - WiFi Module - Home Automation Module Requires purchase of PS-WiFi or PS-HZM The Deluxe Controller is equipped with a USB data port. The purpose of this port ... lang:en score:31 filesize: 632.08 K page_count: 6 document date: 2021-02-04



[\[pdf\]](#) User Manual Instructions Specifications

comboManual Pro Series C33 Sump Pumps Direct 3 mar 2022 — OPERATING INSTRUCTIONS for the risk of fire or injury from an electrical shock is compact and will fit in a sump pit as small pro series 067427172e21471fa9db4db58b4a01ec sumppumpsdirect manuals ||| Pro Series C33 Combination Primary and Backup Sump Pump System Instruction Manual Safety Warnings ... here are currently two common. modules that can be connected: Pro Series WiFi Module Model No. PS-WiFi Sends emails or text notifications and status alerts to your phone, tablet or computer No... lang:en score:30 filesize: 2.4 M page_count: 19 document date: 2022-02-01



[\[pdf\]](#) User Manual Instructions Parts List Specifications

1730 Instruction qxd Thomas Heidtke Manual PHCC 1850 1 19 2021 stopflooding assets 2 6 ||| This manual is for the PHCC1850 which can accommodate maintenance or maintenance free batteries. See ... from home. There are currently two modules that can be connected: Pro Series WiFi Module Model No. PS-WiFi Sends emails or text notifications and status alerts to your phone, tablet or computer No... lang:en score:30 filesize: 1.98 M page_count: 16 document date: 2021-01-19



[PRO SERIES 2400 A/C-D/C Battery Backup Sump Pump System Instruction Manual](#)

Comprehensive instruction manual and safety warnings for the PRO SERIES 2400 A/C-D/C Battery Backup Sump Pump System. Learn about installation, battery preparation, maintenance, troubleshooting, and remote notification options to protect your basement from flooding. lang:en score:30 filesize: 1.97 M page_count: 20 document date: 2019-08-14



[\[pdf\]](#) User Manual Instructions

ST1033 1050 manual 11 05 18 This contains important SAFETY WARNINGS and OPERATING INSTRUCTIONS should be retained for future reference Glentronics Pro Sump Pump IO Manual inspectapedia Wet Basements

Sump Pumps Instruction Manual Safety Warnings Models ST1033 ST1050 Important Safety Instruction ... es and High Water Alarm Connect Modules - WiFi Module Home Automation Module Requires purchase of PS-WiFi or PS-HZM The Deluxe Controller is equipped with a USB data port. The purpose of this port ...

lang:en **score:29** filesize: 778.08 K page_count: 6 document date: 2021-06-04




[\[pdf\]](#) User Manual Instructions

S3 Series manual 01 27 21 Instruction SheetGlentronics 1 3 HP Pro Sump Pump Your CrawlspaceManual 2021cdn shopify s files 0271 2770 9753 Manual 2021 v 1657129605 |||

Sump Pumps Instruction Manual Safety Warnings Models S3033, S3050, S3100 Important Safety Instruc ... es and High Water Alarm Connect Modules - WiFi Module Home Automation Module Requires purchase of PS-WiFi or PS-HZM The Deluxe Controller is equipped with a USB data port. The purpose of this port ...

lang:en **score:28** filesize: 823.76 K page_count: 6 document date: 2021-01-27



[\[pdf\]](#) User Manual Installation Guide Instructions Specifications

comboManual Pro Series C33 Pumps This manual contains important SAFETY WARNINGS and OPERATING INSTRUCTIONS for the combination sump pump system You will need Manual PS 7 19 2019 stopflooding assets 2 6 this even if you did not install since safety information regarding use maintenance of product DO NOT DISCARD THIS MANUAL ELECTRICAL PRECAUTIONS Risk electrical shock fire hazard May result in death serious injury or burns Jul -

Pro Series C33 Combination Primary and Backup Sump Pump System Instruction Manual Safety Warnings ... here are currently two common. modules that can be connected: Pro Series WiFi Module Model No. PS-WiFi Sends emails or text notifications and status alerts to your phone, tablet or computer No...

lang:en **score:27** filesize: 2.4 M page_count: 19 document date: 2019-07-19



[\[pdf\]](#) User Manual Instructions

ST Series manual 02 04 21 Manual 2 4 2021 stopflooding assets 6 feb — Failure to do so will prevent water from exiting the sump and damage pump if line freezes Installation Instructions Prior 1 Visually ||| Sump Pumps Instruction Manual Safety Warnings Models ST1033 ST1050 Important Safety Instruction ... es and High Water Alarm Connect Modules - WiFi Module Home Automation Module Requires purchase of PS-WiFi or PS-HZM The Deluxe Controller is equipped with a USB data port. The purpose of this port ...

lang:en **score:27** filesize: 839.41 K page_count: 6 document date: 2021-02-04

[\[pdf\]](#) User Manual Quick Start Guide Guide Diagram

PS WiFi2 Quick Start Guide 9 1 23 WORKING Module Sump Pumps Direct— Good Wi Fi signal to the area where WiFi module is located Getting set Visit our website at StopFlooding or by calling us 800 991 0466pro series 25753db4e4c49fbb687200023cc188cbsumppumpsdirect manuals pro 25753db4e4c49fbb687200023cc188cb srsltid AfrmBOoqAt9AXYLtd0YObtjnsBv7

M0MsXfSNMcM7aSXa3hG2mmSmtfJ 0466GlenTronics WiFi2 Pro Series Connect 2 0pro

25753db4e4c49fbb687200023cc188cbPSWiFi2 Guidesumpumpsdirect

M0MsXfSNMcM7aSXa3hG2mmSmtfJcdn shopify s files 1402 0867 PSWiFi2 Guided v 1732734254

DirectPS 0466Plug into your system 3 Mount 4 network 5 Register product onlineGlenTronics

25753db4e4c49fbb687200023cc188cbpro M0MsXfSNMcM7aSXa3hG2mmSmtfJsumppumpsdirect

AfrmBOor4bP4UIMGB0 lyKwlcx4Sfb99MzrR48UQuTUU6PaLbogaIrOq8cdn ||| ||| PS-WiFi2 Module Quick Start Guide NOTICE: Refer to the full PS-WiFi2 manual for all WARNINGS and CAUTIONS

https://www.stopflooding.com/ ps-wifi2-resources/ Model PS-WiFi2 Scan QR code to see full PS-WiFi2 manual and resources What you need: ||| PS-WiFi2 Module Quick Start Guide NOTICE: Refer to the full

PS-WiFi2 manual for all WARNINGS and CAUTIONS https://www.stopflooding.com/ ps-wifi2-resources/

Model PS-WiFi2 Scan QR code to see full PS-WiFi2 manual and resources What you need:

PS-WiFi2 Module Quick Start Guide NOTICE: Refer to the full PS-WiFi2 manual for all WARNINGS and CAUTIONS https://www.stopflooding.com/ **ps-wifi2-resources/**

Model PS-WiFi2 Scan QR code to see full PS-WiFi2 manual and resources What you need: -- Wi-Fi network name -- Wi-Fi network password -- Wi-F...

lang:en **score:27** filesize: 495.99 K page_count: 2 document date: 2024-03-11

[\[pdf\]](#) User Manual Instructions Parts List Specifications

1730 Instruction qxd stopflooding assets 2 6 Manual PHCC 1850 3 2017 Safety Warnings IMPORTANT

Even if you have the Pro Series Backup Sump Pump System installed by someone else must Battery read and follow safety information contained in this manual Failure to do so could result property damage serious injury or death Table of Contents Pumps |||

This manual is for the PHCC1850 which can accommodate maintenance or maintenance free batteries. See ... home. There are currently two modules that can be connected: PHCC Pro Series WiFi Module Model No. PS-WiFi Sends emails or text notifications and status alerts to your phone, tablet or computer No...

lang:en **score:27** filesize: 2.59 M page_count: 16 document date: 2017-03-24

[\[pdf\]](#) User Manual Instructions Specifications

comboManual Instruction ManualGlenTronics PS C33 Combination System Pre Assembled Primary Pump

BacManual 7 19 2019cdn shopify s files 1 1402 0867 Manual 2019 v 1698325503 |||

Pro Series C33 Combination Primary and Backup Sump Pump System Instruction Manual Safety Warnings ... here are currently two common. modules that can be connected: Pro Series WiFi Module Model No. PS-WiFi Sends emails or text notifications and status alerts to your phone, tablet or computer ...



lang:en **score:26** filesize: 2.4 M page_count: 19 document date: 2019-07-19

[\[pdf\]](#) User Manual Installation Guide Instructions Warranty

DFC2 manual 01 25 21 web Instruction Installation ManualGlenTronics DUAL FLOAT SWITCH DLX CONTROLLER W ALARM First Supply218572 gledfc2 dfc2 1 2021d2yn8sruhmqjt4 cloudfront net userfiles documents inriver original 218572 2021 |||

What is NOT Covered by this Warranty This warranty does not cover the cost or value of damaged prop ... e currently two Pro Series Pumps modules that can be connected: Pro Series Pumps WiFi Module Model PS-WiFi Sends emails or text notifications and status alerts to your phone, tablet or computer No...

lang:en **score:26** filesize: 362.4 K page_count: 2 document date: 2021-01-25






[\[pdf\]](#) User Manual Instructions

ST1033 1050 manual 11 05 18 stopflooding assets 2 6 Manual ST1050 2015 This should be retained for future reference Installing the Pump 1 Use a pit that conforms to all local codes and is large enough accommodate contains important SAFETY WARNINGS OPERATING INSTRUCTIONS Sump Pumps Instruction Manual Safety Warnings Models ST1033 ST1050 Important Safety Instruction ... es and High Water Alarm Connect Modules - WiFi Module Home Automation Module Requires purchase of PS-WiFi or PS-HZM The Deluxe Controller is equipped with a USB data port. The purpose of this port ...

lang:en score:26 filesize: 841.82 K page_count: 6 document date: 2018-11-05



[Pro Series PS-C50 Combination Primary and Backup Sump Pump System Instruction Manual](#)

Comprehensive instruction manual for the Pro Series PS-C50 Combination Primary and Backup Sump Pump System, covering installation, operation, safety warnings, maintenance, and troubleshooting.


lang:en score:26 filesize: 2.09 M page_count: 19 document date: 2022-09-21



[\[pdf\]](#) User Manual Instructions

BW AC Manual Important Safety Instructions Stop Flooding This manual should be retained for future reference 1 Use a pit that conforms to all local codes and is large enough accommodate the pump float switch Larger sump pits are preferred since they will extend discharge cycle reduce number of times turns on 2 Clean debris S2033 S2050 8 27 20181 stopflooding assets 6 installation use The Pro Series Pumps Sump Pumps Instruction Manual Safety Warnings Models S2033 S2050 Items included: Pump Choice of ... es and High Water Alarm Connect Modules - WiFi Module Home Automation Module Requires purchase of PS-WiFi or PS-HZM The Deluxe Controller is equipped with a USB data port. The purpose of this port ...

lang:en score:25 filesize: 844.8 K page_count: 5 document date: 2018-08-27



[\[pdf\]](#) User Manual Installation Guide Instructions Warranty

DFC2 manual 01 25 21 web pro series 2fa6282fe9d3b022355f8c3a2883fb82 powerequipmentdirect manuals |||

What is NOT Covered by this Warranty This warranty does not cover the cost or value of damaged prop ... e currently two Pro Series Pumps modules that can be connected: Pro Series Pumps WiFi Module Model PS-WiFi Sends emails or text notifications and status alerts to your phone, tablet or computer No...

lang:en score:25 filesize: 362.4 K page_count: 2 document date: 2021-01-25



[\[pdf\]](#) User Manual Instructions

S3 Series manual 01 27 21 Pro Pumps This contains important SAFETY WARNINGS and OPERATING INSTRUCTIONS You will need to refer it before attempting any installation 134653_Owners content interlinebrands product document 10065

Sump Pumps Instruction Manual Safety Warnings Models S3033, S3050, S3100 Important Safety Instruc ... es and High Water Alarm Connect Modules - WiFi Module Home Automation Module Requires purchase of PS-WiFi or PS-HZM The Deluxe Controller is equipped with a USB data port. The purpose of this port ...

lang:en **score:25** filesize: 817.33 K page_count: 6 document date: 2021-06-01



[\[pdf\]](#) User Manual Instructions

ST Series manual 02 04 21 Pro Pumps SAVE THESE INSTRUCTIONS This contains important SAFETY WARNINGS and OPERATING You will need to refer it before attempting any 134651_Owners content interlinebrands product document 10065

Sump Pumps Instruction Manual Safety Warnings Models ST1033 ST1050 Important Safety Instruction ... es and High Water Alarm Connect Modules - WiFi Module Home Automation Module Requires purchase of PS-WiFi or PS-HZM The Deluxe Controller is equipped with a USB data port. The purpose of this port ...

lang:en **score:25** filesize: 832.97 K page_count: 6 document date: 2021-06-01


[\[pdf\]](#) User Manual Instructions Specifications

comboManual Pro Series C22 Pumps This manual contains important SAFETY WARNINGS and OPERATING INSTRUCTIONS for the combination sump pump system You will need Manual PS 5 15

2017 stopflooding assets 2 6 May · this Failure to do so could result in property damage serious injury or death is systems that have PHCC 1850 A backup controller which can a co md ti n maintenance free batteries See pages additional information

Pro Series C22 Combination Primary and Backup Sump Pump System Instruction Manual Safety Warnings ... home. There are currently two modules that can be connected: PHCC Pro Series WiFi Module Model No. PS-WiFi Sends emails or text notifications and status alerts to your phone, tablet or computer No...

lang:en **score:25** filesize: 2.71 M page_count: 19 document date: 2017-05-15





[pdf] User Manual Instructions

S2 Series manual 02 04 21 Pro Pumps This contains important SAFETY WARNINGS and OPERATING INSTRUCTIONS You will need to refer it before attempting any installation or maintenance 3585548_Owners content interlinebrands product document 10189

Sump Pumps Instruction Manual Safety Warnings Models S2033 2050 Important Safety Instructions S ... es and High Water Alarm Connect Modules - WiFi Module Home Automation Module Requires purchase of PS-WiFi or PS-HZM The Deluxe Controller is equipped with a USB data port. The purpose of this port ... lang:en score:25 filesize: 832.25 K page_count: 6 document date: 2021-06-01



[pdf] User Manual Installation Guide Instructions Warranty Catalog

S2033 2050 manual 10 24 18 Sump Pumps Instruction Manual Safety Warnings HD SupplyWhen installing or replacing a primary sump pump you should also install battery backup system ! WARNING Risk of electric shock To reduce this v1hdsupplysolutions wcsstore ExtendedSitesCatalogAssetStore product hdpno additional PR PRO 3585548 Warranty |||

Sump Pumps Instruction Manual Safety Warnings Models S2033 2050 Important Safety Instructions S ... es and High Water Alarm Connect Modules - WiFi Module Home Automation Module Requires purchase of PS-WiFi or PS-HZM The Deluxe Controller is equipped with a USB data port. The purpose of this port ... lang:en score:25 filesize: 840.81 K page_count: 6 document date: 2018-10-24



Glentronics Pro Series S1033 Sump Pump: Installation, Safety, and Operation Manual

Comprehensive guide for the Glentronics Pro Series S1033 Sump Pump, covering safety instructions, installation, operation, troubleshooting, and warranty information. lang:en score:25 filesize: 1.07 M page_count: 6 document date: 2024-01-10



[pdf] Accessories Borchure Diagram

Wi Fi Module Brochure 2 Page EMAIL phcc pro series 3cb9c76c18c1dbc232b64f8c3eb7f64f powerequipmentdirect manuals ||| NOW AVAILABLE PHCC Pro Series Connect™ WiFi Module Model No. PS-WiFi CONNECT to your PHCC Pro Series pump to receive real time alerts Stay CONNECTED PHCC Pro Series Connect™ WiFi Module Features Enables homeowner to be notified about their pump while away from home Easily connects to compatibl... lang:en score:24 filesize: 1.67 M page_count: 2 document date: 2017-06-06



[pdf] User Manual Instructions

E7 Series manual 02 04 21 Pro Pumps This contains important SAFETY WARNINGS and OPERATING INSTRUCTIONS You will need to refer it before attempting any installation or maintenance

3558369_Owners content interlinebrands product document 50 The Home Depot 134656_Owners 10065

Sewage Pumps Instruction Manual Safety Warnings Models E7040, E7055, E7105

E7040-NS E7105-NS E70 ... es and High Water Alarm Connect Modules - WiFi

Module Home Automation Module Requires purchase of PS-WiFi or PS-HZM The

Deluxe Controller is equipped with a USB data port. The purpose of this port ...

lang:en **score:24** filesize: 625.73 K page_count: 6 document date: 2021-06-01



[pdf] User Manual Instructions

S3 Series manual 01 27 21 pro series 9eaa7a22c917050601cb5f37754743a1 powerequipmentdirect manuals |||

Sump Pumps Instruction Manual Safety Warnings Models S3033, S3050, S3100

Important Safety Instruc ... es and High Water Alarm Connect Modules - WiFi Module

Home Automation Module Requires purchase of PS-WiFi or PS-HZM The Deluxe

Controller is equipped with a USB data port. The purpose of this port ...

lang:en **score:23** filesize: 823.76 K page_count: 6 document date: 2021-01-27



[pdf] User Manual Instructions

S2 Series manual 02 04 21 pro series f87b9da3645d1c76045e78021588928a powerequipmentdirect manuals |||

Sump Pumps Instruction Manual Safety Warnings Models S2033 2050 Important

Safety Instructions ... es and High Water Alarm Connect Modules - WiFi Module

Home Automation Module Requires purchase of PS-WiFi or PS-HZM The Deluxe

Controller is equipped with a USB data port. The purpose of this port ...

lang:en **score:23** filesize: 838.68 K page_count: 6 document date: 2021-02-04



[pdf] User Manual Instructions

S3 Series manual 11 09 18 Sump Pumps Instruction Manual Safety Warnings This should be retained for

future reference Water will lift the float to top of rod which Installing Pump 1 Use a pit that conforms all

local codes and is large enough accommodate pump switch Larger sump pits stopflooding assets 2 6

installation use are preferred since they extend Pro


Sump Pumps Instruction Manual Safety Warnings Models S3033, S3050, S3100

Important Safety Instruc ... es and High Water Alarm Connect Modules - WiFi Module

Home Automation Module Requires purchase of PS-WiFi or PS-HZM The Deluxe

Controller is equipped with a USB data port. The purpose of this port ...

lang:en **score:23** filesize: 831.65 K page_count: 6 document date: 2018-11-09



[\[pdf\]](#) User Manual Instructions

S2033 2050 manual 08 05 19 phcc pro series be9a756c225d3ab7a00da9914f645d38

powerequipmentdirect manuals |||

Sump Pumps Instruction Manual Safety Warnings Models S2033 2050 Important Safety Instructions ... es and High Water Alarm Connect Modules - WiFi Module Home Automation Module Requires purchase of PS-WiFi or PS-HZM The Deluxe Controller is equipped with a USB data port. The purpose of this port ... lang:en score:23 filesize: 834.4 K page_count: 6 document date: 2020-04-10



[\[pdf\]](#) User Manual Instructions Parts List Specifications

1730 Instruction qxd 4NE45 2 grainger ec |||

This manual is for the PHCC1850 which can accommodate maintenance or maintenance free batteries. See ... from home. There are currently two modules that can be connected: Pro Series WiFi Module Model No. PS-WiFi Sends emails or text notifications and status alerts to your phone, tablet or computer No...

lang:en score:23 filesize: 2.38 M page_count: 16 document date: 2019-01-07




[\[pdf\]](#) User Manual Instructions

E7 Series manual 11 26 18 ! WARNING Sewage Pumps Instruction Manual Safety Warnings This should be retained for future reference by the electric company or a tripped circuit breaker Although deluxe controller can Installing Pump 1 Use pit that conforms to all local codes and is large enough accommodate pump float switch Larger sewage pits stopflooding assets 2 6 installation use are preferred since they will

Sewage Pumps Instruction Manual Safety Warnings Models E7040, E7055, E7105 E7040-NS E7105-NS E70 ... es and High Water Alarm Connect Modules - WiFi Module Home Automation Module Requires purchase of PS-WiFi or PS-HZM The Deluxe Controller is equipped with a USB data port. The purpose of this port ... lang:en score:23 filesize: 632.31 K page_count: 6 document date: 2018-11-26


lang:en score:22 filesize: 836.86 K page_count: 6 document date: 2024-04-15



[Glentronics PS-WiFi2 Module: Quick Start & Installation Guide](#)

This guide provides quick setup and installation instructions for the Glentronics PS-WiFi2 Module, enabling remote monitoring of sump pump systems via Wi-Fi. It covers initial setup, Wi-Fi connection, app registration, installation details, and warranty information.

lang:en **score:22** filesize: 495.99 K page_count: 2 document date: 2024-03-11




[\[pdf\] User Manual Instructions](#)

DFC2 manual 02 08 18 web PHCC Pro Series Deluxe Float Switch Controller InstructionThe dual float switch contains two large floating rings enclosed within a protective cage Water will lift the bottom by 1/4 which activate the phcc pro series df718af5d88aede7425996719475fd1powerequipmentsdirect manuals phcc df718af5d88aede7425996719475fd1 srsltid AfmBOooINZPB1F08NhmjJC4ww5EYBL06M9v JGBNeZyef dOP8RwPUrg |||

PHCC Pro Series Installation Deluxe Float Switch Controller Instruction Manual Safety Warnings ... are currently two PHCC Pro Series modules that can be connected: PHCC Pro Series WiFi Module Model PS-WiFi Sends emails or text notifications and status alerts to your phone, tablet or computer No...

lang:en **score:21** filesize: 280.64 K page_count: 4 document date: 2019-04-12



[\[pdf\] User Manual Instructions Specifications](#)

comboManual Thomas Heidtke Pro Series C22 Manual PS 4 2 2021 stopflooding assets 6 ||| Pro Series C22 Combination Primary and Backup Sump Pump System Instruction Manual Safety Warnings ... way from home. There are currently two modules that can be connected: Pro Series WiFi Module Model PS-WiFi Sends emails or text notifications and status alerts to your phone, tablet or computer No...

lang:en **score:21** filesize: 3.68 M page_count: 20 document date: 2021-04-02



[\[pdf\] User Manual Instructions](#)

S2 Series manual 02 04 21 Sump Pumps Direct Lower the pump into sump by handle f Connect pipe on The purpose of this port is to allow communication with Pro Connect pro series f87b9da3645d1c76045e78021588928asumpumpsdirect manuals pro f87b9da3645d1c76045e78021588928a srsltid AfmBOoqUYoRIZz2pEdmxSHKGaLZqf0 CG opdSq2ugEdAUigk8Nfh xn |||

Sump Pumps Instruction Manual Safety Warnings Models S2033 2050 Important Safety Instructions ... es and High Water Alarm Connect Modules - WiFi Module Home Automation Module Requires purchase of PS-WiFi or PS-HZM The Deluxe Controller is equipped with a USB data port. The purpose of this port ...

lang:en **score:19** filesize: 838.68 K page_count: 6 document date: 2021-02-04

[illegible]

[\[pdf\]](#) User Manual Instructions

10ee09478f271b9ba16d6589da46f312sumppumpsdirect manuals phcc

yFq3pRPZ2jHshXqAf9 |||

Important Safety Instructions and High Water Alarm Connect Modules - WiFi Module

Controller is equipped with a USB data port. The purpose of this port ...