

LUDOS ULTRA

LUDOS Ultra Wired Earbuds Instruction Manual

Model: ULTRA | Brand: LUDOS

1. INTRODUCTION

Thank you for choosing LUDOS Ultra Wired Earbuds. This manual provides detailed instructions to help you set up, operate, and maintain your new earphones, ensuring a high-quality audio experience. Please read this manual thoroughly before using the product.

2. WHAT'S IN THE BOX

- ULTRA Earphones
- Protective Case
- Memory Foam Earbud Tips
- In Ear Headphones Silicone Tips
- Cable



Image: LUDOS Ultra Wired Earbuds and included accessories.




Image: The durable tin case for storing LUDOS Ultra Earbuds.

3. FEATURES

- **Practical Design:** Engineered for diverse uses, from gaming with a smart microphone for team communication to being ideal for running and workouts.
- **Durable Construction:** Features a rock-solid design and an extra-long 4.2 ft braided cable, built to withstand demanding conditions.
- **High-Quality Audio:** Developed with leading audio experts, these in-ear monitors deliver crisp, pounding bass and clear tones.
- **Total Control:** In-line remote allows you to answer calls, adjust volume, and control tracks with ease.
- **Noise Isolation:** Memory foam earbud tips provide a noise-isolating fit, filtering out background distractions for a better listening experience.
- **Magnetic Earbuds:** Integrated magnets allow the earbuds to securely connect when not in use, preventing tangles.


**NOISE
ISOLATING FIT**


MICROPHONE


**CALL, VOLUME AND
TRACK CONTROL**


**MEMORY FOAM
BETTER LISTENING
EXPERIENCE**



Single Button Control:

Answer - Hang up 

Play - Pause 



 Volume + 
Volume - 

Image: In-line control for calls, volume, and track management, featuring an HD microphone.



**Perfect Gift for
Any Occasion**

Image: Close-up of the durable, tangle-free braided cable.



Image: The magnetic design of the LUDOS Ultra Earbuds for secure storage.

4. SETUP

1. **Select Ear Tips:** Choose the silicone or memory foam ear tips that best fit your ears for optimal comfort and noise isolation. The memory foam tips will adapt to your ear canal for a custom fit.
2. **Insert Earbuds:** Gently insert the earbuds into your ear canals. Ensure a snug fit to maximize sound quality and noise isolation.
3. **Connect to Device:** Plug the 3.5mm audio jack into your compatible device (smartphone, tablet, PC, gaming console controller, etc.).



MAX COMPATIBILITY


Compatible with any 3.5mm audio devices!



iPad



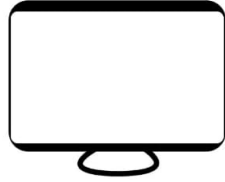
iPhone



Android



iPod



PC



MacBook



Chromebook



WITH MAGNETS

Image: LUDOS Ultra Earbuds are compatible with any 3.5mm audio devices including iPad, PC, iPhone, MacBook, Android, iPod, and Chromebook.



Optimized for SKYPE, ZOOM, MEET, FACETIME, TEAMS, DISCORD, MESSENGER...

Image: Ergonomic design with light and comfortable painless wear, showing small, medium, and large ear tip sizes.

5. OPERATING INSTRUCTIONS

- **Play/Pause:** Press the multi-function button once to play or pause audio.
- **Next Track:** Press the multi-function button twice to skip to the next track.
- **Previous Track:** Press the multi-function button three times to go back to the previous track.
- **Answer/End Call:** Press the multi-function button once to answer an incoming call or end an ongoing call.
- **Reject Call:** Press and hold the multi-function button to reject an incoming call.
- **Volume Control:** Use the dedicated volume rocker (+/-) on the in-line remote to adjust the audio level.
- **Microphone Usage:** The integrated microphone allows for clear communication during calls or gaming sessions. Position the microphone close to your mouth for best results.

Ergonomic Design

Light and Comfortable Painless Wear



Image: LUDOS Ultra Earbuds are optimized for various communication platforms like Skype, Zoom, Meet, Facetime, Teams, Discord, and Messenger.

6. MAINTENANCE

- **Cleaning:** Regularly wipe the earbuds and cable with a soft, dry cloth. For ear tips, remove them and clean with mild soap and water, then dry thoroughly before reattaching.
- **Storage:** When not in use, store your LUDOS Ultra Earbuds in the provided protective tin case or drawstring bag to prevent tangles and damage. The magnetic earbuds help keep them neat.
- **Avoid Extreme Conditions:** Do not expose the earbuds to extreme temperatures, humidity, or direct sunlight. They are not water resistant.



Image: Detailed view of the memory foam ear tip and durable metal construction of the earbud.

7. TROUBLESHOOTING

Problem	Possible Cause	Solution
No sound or low volume	Incorrect connection, low device volume, dirty audio jack/port, incompatible device.	Ensure the 3.5mm jack is fully inserted. Increase device volume. Clean audio jack and port. Verify device compatibility.
Microphone not working	Microphone muted on device, incorrect input settings, microphone obstruction.	Check device microphone settings. Ensure microphone is not covered. Test with another device.
Poor sound quality / Static	Loose connection, interference, damaged cable.	Ensure a secure connection. Move away from sources of electromagnetic interference. Inspect cable for damage.

Problem	Possible Cause	Solution
Earbuds fall out easily	Incorrect ear tip size, improper insertion.	Try different sized ear tips (S/M/L included). Ensure earbuds are inserted correctly and snugly.

8. SPECIFICATIONS

Model Name: ULTRA

Connectivity Technology: Wired

Headphones Jack: 3.5 mm Jack

Noise Control: Sound Isolation

Frequency Response: 20 Hz - 20 kHz

Sensitivity: 92 dB

Impedance: 32 Ohm

Cable Length: 4.2 Feet (1.2 meters)

Material: Metal

Control Type: Volume Control, Touch

Compatible Devices: iPhone, iPad, PC, Computer, Laptop, Samsung, Huawei, One Plus, Smartphone, iOS, Android, Tablet, PC, PS4, Xbox One, Switch

Water Resistance Level: Not Water Resistant

9. WARRANTY AND SUPPORT

LUDOS Ultra Wired Earbuds come with a **5-year warranty**. We are committed to providing excellent customer service.

For any questions, concerns, or issues, please contact our **24/7 Support**. Refer to the product packaging or the official LUDOS website for specific contact details.