

Manuals+

[Q & A](#) | [Deep Search](#) | [Upload](#)

[manuals.plus](#) /

- › [GORILLA](#) /
- › [GORILLA Clear Grip Contact Adhesive 3oz Instruction Manual](#)

GORILLA 8040002

GORILLA Clear Grip Contact Adhesive 3oz Instruction Manual

1. PRODUCT OVERVIEW

GORILLA Clear Grip Contact Adhesive is a flexible, fast-setting, crystal clear adhesive designed to create a strong, permanent bond. This adhesive is paintable and waterproof, making it suitable for both indoor and outdoor projects. It bonds a variety of materials including metal, glass, fabric, wood, ceramic, leather, paper, and plastic.





Image 1: Front view of the Gorilla Clear Grip Contact Adhesive packaging, highlighting its crystal clear, waterproof, and fast-holding properties.

2. SAFETY INFORMATION

DANGER: VAPOR HARMFUL. FLAMMABLE. IRRITANT.

Read all cautions on the back of the tube before use. Use only in a well-ventilated area. Do not swallow. Do not get in eyes. Do not get on skin or clothing. Keep out of reach of children and animals.

First Aid Treatment:

- **If swallowed:** Call a poison control center or doctor immediately. Do not induce vomiting.
- **If in eyes:** Rinse with water for 15 minutes. If on skin, rinse well with water.
- **If inhaled:** Move person into fresh air. For medical emergencies, call 800-420-7186.

WARNING: This product contains a chemical known to the State of California to cause birth defects and reproductive harm.



Gorilla® Clear Grip™ is a 100% waterproof contact adhesive that provides a permanent bond and holds in just seconds. This flexible adhesive dries crystal clear and can be used on a variety of surfaces, making it the perfect all-purpose adhesive for your next project.

BONDS: Metal, Glass, Fabric, Wood, Ceramic, Leather, Paper, Rubber, Plastic* and More!

Directions:

All surfaces should be clean and free of dirt, grease and oil. Best if used between 50°F and 90°F.

1. Apply adhesive to each surface to be bonded.
2. To maximize bond strength: Wait approximately two minutes for adhesive to partially dry before joining surfaces.
3. Press surfaces firmly together. **NOTE:** Bond forms immediately and can be difficult to reposition.

CURE TIME: Allow a minimum of 24 hours for full cure. Cure time may increase with lower temperatures and when used on non-porous surfaces.

STORAGE: After each use, wipe nozzle with a dry cloth and tightly replace cap. Store in a cool, dry location.

Tip: For easier re-opening, apply a thin coat of petroleum jelly to the threads before replacing cap. **Store away from children and animals.**

CLEAN-UP: Wipe uncured adhesive with a dry cloth and clean with acetone, isopropyl alcohol, or citrus based solvents according to manufacturer's instructions. Cured adhesive may be removed by scraping from surface.

PAINTABLE: When fully cured.

***NOTE:** Not recommended for use on polystyrene, polypropylene or polyethylene products. Not for use on food contact surfaces. Do not dry clean. May cause damage to finished surfaces.

DANGER: VAPOR HARMFUL. FLAMMABLE. SKIN IRRITANT. Do not swallow. Do not breathe fumes. Do not use near heat, sparks, flames, or while smoking. Do not get in eyes. Do not get on skin or clothing. **KEEP OUT OF REACH OF CHILDREN.** Wear safety glasses and chemical resistant gloves. Use only in a well-ventilated area. Contains: Toluene. **FIRST AID TREATMENT:** If swallowed, call a poison control center or doctor immediately. Do not induce vomiting. If in eyes, rinse with water for 15 minutes. If on skin, rinse well with water. If breathed in, move person into fresh air. For medical emergencies only, call 800-420-7186.

WARNING: This product contains a chemical known to the State of California to cause birth defects and reproductive harm.

PELIGRO: VAPOR DAÑINO. INFLAMABLE. IRRITA LA PIEL. No ingerir. Evite respirar el vapor. No lo use cerca de calor, chispas, llamas o mientras fuma. Evite el contacto con los ojos. Evite el contacto con la piel o la ropa. **MANTENGA LEJOS DEL ALCANCE DE LOS NIÑOS.** Use lentes de seguridad y guantes resistentes a los químicos. Utilice solamente en un área bien ventilada. Contiene: Tolueno.

TRATAMIENTO DE PRIMEROS AUXILIOS: Si hay ingestión, llame de inmediato al Centro de toxicología o al médico. No induzca al vómito. Si hay contacto con los ojos, enjuague con agua por 15 minutos. Si hay contacto con la piel, enjuague bien con agua. Si se inhaló, traslade a la persona al aire fresco. Llame al 800-420-7186 en caso de emergencias médicas únicamente.

ADVERTENCIA: Este producto contiene una sustancia química que el estado de California reconoce que pueden causar malformaciones congénitas y daño reproductivo.

Conforms to ASTM D-4236
Contact Adhesive - General Purpose
VOC <55%



©2016 THE GORILLA GLUE COMPANY
2105 E. KEMPER ROAD, CINCINNATI, OH 45241
www.gorillatough.com • 1-800-966-3458

Made in USA
WITH DOMESTIC & IMPORTED MATERIALS

1683B

Image 2: Rear view of the Gorilla Clear Grip Contact Adhesive packaging, detailing safety warnings, first aid, and application instructions.

3. SETUP AND PREPARATION

-
1. Ensure all surfaces to be bonded are clean and free of dirt, grease, and oil.
 2. For optimal performance, use the adhesive between 50°F and 90°F (10°C and 32°C).

4. OPERATING INSTRUCTIONS

Application Steps:

1. Apply adhesive to each surface that will be bonded.
2. For maximum bond strength, allow approximately two minutes for the adhesive to partially dry before joining the surfaces. This allows for a 'fast grab' that holds in seconds.
3. Press the surfaces firmly together.

Cure Time:

Allow a minimum of 24 hours for full cure. Cure time may increase with lower temperatures and when used on non-porous surfaces.



GORILLA CLEAR GRIP

For the Toughest Jobs on Planet Earth®



Crystal Clear, Holds In An Instant Contact Adhesive

Gorilla Clear Grip is a flexible, fast-setting, crystal clear contact adhesive that creates a strong, permanent bond. Gorilla Clear Grip is paintable and waterproof making it great for projects both inside and out! Build, create, repair®!

Permanent Bond

Crystal Clear

Fast Grab

Holds in Just Seconds

100% Waterproof

For Indoor/Outdoor

No-Run Formula

Paintable

Flexible

Fast Grab

Metal, Glass, Fabric, Wood, Ceramic,
Leather, Paper, Plastic*, and More!



www.gorillatough.com

©2017 The Gorilla Glue Company. All Rights Reserved. The information contained herein is confidential and the property of The Gorilla Glue Company.

Image 3: A visual representation of Gorilla Clear Grip, emphasizing its permanent bond, crystal clear finish, fast grab, 100% waterproof nature, no-run formula, paintability, and flexibility.

5. MAINTENANCE AND CLEANUP

Storage:

After each use, wipe the nozzle with a dry cloth and tightly replace the cap. Store the adhesive in a cool, dry location. To facilitate easier re-opening, apply a thin coat of petroleum jelly to the threads before replacing the cap.

Cleanup:

- **Uncured Adhesive:** Wipe uncured adhesive with a dry cloth and clean with acetone, isopropyl alcohol, or citrus-based solvents according to the manufacturer's instructions.
- **Cured Adhesive:** Cured adhesive may be removed by scraping from the surface.

Paintability:

The adhesive is paintable once fully cured. It can be painted with water and oil-based paints, including spray paint.

Note: Not recommended for use on polystyrene, polypropylene, or polyethylene products. Do not use on food contact surfaces. Do not dry clean. May cause damage to finished surfaces.






Image 4: Close-up front view of the Gorilla Clear Grip Contact Adhesive tube, showing branding and key features.





Image 5: Close-up back view of the Gorilla Clear Grip Contact Adhesive tube, displaying detailed safety warnings and usage instructions.

6. TROUBLESHOOTING





If the adhesive does not bond effectively, consider the following:

- Ensure surfaces were clean and dry before application.
- Verify that the adhesive was applied within the recommended temperature range (50°F to 90°F).
- Confirm that sufficient pressure was applied to the bonded surfaces.
- Allow adequate cure time (minimum 24 hours) for full bond strength, especially on non-porous surfaces or in cooler temperatures.

For further assistance, refer to the manufacturer's contact information.

7. SPECIFICATIONS

Feature	Detail
---------	--------

	<p>Gorilla GCG-900 Garden Wagon Assembly Instructions and Safety Guide</p> <p>Detailed assembly instructions and safety guidelines for the Gorilla GCG-900 Garden Wagon. Learn how to properly assemble and use your utility cart.</p>
	<p>Gorilla GOR800-COM Utility Cart User Manual and Safety Instructions</p> <p>Official user manual and safety instructions for the Gorilla GOR800-COM Utility Cart. Includes assembly guidance, load capacity, tire pressure, and safety warnings.</p>
	<p>Gorilla 4GCG-NF Garden Cart Assembly Instructions</p> <p>Step-by-step assembly guide for the Gorilla 4GCG-NF garden cart, including safety warnings, hardware lists, and contact information from Tricam Industries.</p>
	<p>Gorilla 7GCG-NF Garden Cart Assembly Instructions and Safety Guide</p> <p>Detailed assembly instructions, safety warnings, and contact information for the Gorilla 7GCG-NF garden cart by Tricam Industries, LLC. Includes hardware list and tool information.</p>

Documents - GORILLA – 8040002



[\[pdf\]](#) Declaration of Conformity Catalog

CatalogGORILLA® 7800109 Super Glue Liquid Straw White Irritating Sharp 2 Jackson s

HardwareGORILLA 4537502 Catalogcx1 unilogcorp cx1 view api asset v1 dam assets ITEM DOC file

267 GORILLA Catalog |||

INTERNATIONAL CATALOG 2020 Edition Updated August 2020 2020 The Gorilla Glue Company The informatio966.3458 Fax: 1.800.522.7553 GORILLAClear Grip Part # Order Multiple Clear Grip 8130002 6 **8040002** 6 For the Toughest Jobs on Planet Earth Crystal Clear, Holds in an Instant, Contact Adhesiv...

lang:en score:20 filesize: 16.18 M page_count: 38 document date: 2020-08-20



[\[pdf\]](#) Decleration of Conformity Catalog

INTERNATIONAL CATALOG Unilog The Gorilla Glue Company is based in Cincinnati Ohio and has been selling Glue® for over a decade glue was first discovered being used in 100038144 Catalog assets unilogcorp 187 ITEM DOC |||

INTERNATIONAL CATALOG 2018 Edition Updated July 2018 2018 The Gorilla Glue Company The information ... t Contact Adhesive Crystal Clear Holds in Seconds Part # Order Multiple NEW 2.5 oz. Clear Grip **8040002** 6 Features Benefits 100 Waterproof For Indoor/Outdoor Use Fast Grab: Holds in Just Sec...

lang:en **score:17** filesize: 30.8 M page_count: 20 document date: 2018-08-10




[\[pdf\]](#) Catalog

Hardware Catalogue 2025 NP 2 Brydens Trinidad Tobago Black Decker Cosmos Lac Plus 1 X6 Dewalt 25 Bx CS 12512587 DW5230 Rock Carbide Drill Bit 3 8 min brydenstt 02 |||

HARDWARE INDEX Bri..... Bemis

Nozzle Buy 6pcs for Display Box 10750411 8050002 10OZ Clear Silicone Sealant 12/CS 10750421 **8040002** Clear Grip Adhesive 3oz Tube 6/PKS 10750409 8050002 10OZ White silicone sealant 12/PKS ...

lang:de **score:10** filesize: 3.12 M page_count: 44 document date: 2025-02-03



[\[pdf\]](#) Catalog

Hardware Brydens Trinidad Tobago Black Decker Dewalt Plus 1 2 X6 25 Bx CS 12512587 DW5230 Rock Carbide Drill Bit 3 8 X6 Catalogue 2024 brydenstt 2023 12 |||

INDEX HARDWARE 4 Bri 7-9 Bemis

Nozzle Buy 6pcs for Display Box 10750411 8050002 10OZ Clear Silicone Sealant 12/CS 10750421 **8040002** Clear Grip Adhesive 3oz Tube 6/PKS 10750409 8050002 10OZ White silicone sealant 12/PKS ...

lang:de **score:10** filesize: 2.99 M page_count: 48 document date: 2023-12-12