



[Manuals.plus](#) /

> [PROVECTA](#) /

> Provecta Advanced for Dogs (XL) Over 55 lbs Topical Flea and Tick Treatment Instruction Manual

PROVECTA 063339

Provecta Advanced for Dogs (XL) Over 55 lbs Instruction Manual

Monthly Topical Treatment for Fleas, Ticks, Mosquitoes, Biting Flies, and Lice

1. IMPORTANT SAFETY INFORMATION

READ THE ENTIRE LABEL BEFORE EACH USE.

Hazards to Humans

- Causes substantial but temporary eye injury. Do not get in eyes or on clothing.
- Harmful if swallowed.
- Prolonged or frequently repeated skin contact may cause allergic reactions in some individuals.
- Wash thoroughly with soap and water after handling and before eating, drinking, chewing gum, using tobacco or using the toilet.
- Remove and wash contaminated clothing before reuse.

Hazards to Domestic Animals

- **For external use on dogs only.** Do not use on animals other than dogs.
- Do not use on puppies under seven (7) weeks of age or weighing less than 55 pounds.
- Do not get this product in dog's eyes or mouth.
- As with any product, consult a veterinarian before using this product on debilitated, aged, pregnant or nursing dogs.
- Individual sensitivities may occur after using ANY pesticide product for dogs. If signs persist, or become more severe, consult a veterinarian immediately.
- If your dog is on medication, consult your veterinarian before using this or any other product.
- **DO NOT USE ON CATS. This product is lethal to cats. Keep cats away from treated dogs for 24 hours. If applied to a cat or ingested by a cat, contact your veterinarian immediately.**

Environmental Hazards

This pesticide is extremely toxic to aquatic organisms, including fish and invertebrates. Do not add directly to water. Do not contaminate water when disposing of product or packaging.

First Aid

If In Eyes: Hold eye open and rinse slowly and gently with water for 15-20 minutes. Remove contact lenses, if present, after the first 5 minutes, then continue rinsing eye. Call a poison control center or doctor for treatment advice.

If Swallowed:swallow. Call a poison control center or doctor immediately for treatment advice. Have person sip a glass of water if able to do so. Do not induce vomiting unless told to do so by the poison control center or doctor. Do not give anything by mouth to an unconscious person.

Side Effects

Monitor your dog after application. Side effects may include signs of skin irritation such as redness, scratching, or other signs of discomfort. Gastrointestinal signs such as vomiting or diarrhea have also been reported. If these or other side effects occur or if allergy or agitation occurs, consult your veterinarian or call 1-855-844-4375.

Hot Line Number

Have the product container or label with you when calling a poison control center or doctor, or going for treatment. For product information, call 1-855-844-4375. For medical questions, call 1-855-261-4657. For medical emergencies call 1-855-844-4375.

Note to Physician: Treat the patient symptomatically.

2. PRODUCT OVERVIEW

Provecta Advanced for Dogs (XL) is a monthly topical treatment designed for dogs and puppies 7 weeks of age and older, weighing over 55 lbs. It provides comprehensive protection against various external parasites.

- **Repels and Kills:** Ticks, Fleas, and Mosquitoes.
- **Repels:** Nuisance biting flies.
- **Treats and Prevents:** Biting and chewing lice infestations.
- **Targets:** All life stages of fleas and ticks.
- **Effective Against Ticks:** Including Deer ticks (Lyme disease), American dog ticks (Rocky Mountain spotted fever), Brown dog ticks, and Lone Star ticks (Ehrlichiosis).
- **Waterproof:** Remains effective after bathing and swimming.

4 MONTHS' SUPPLY !!!!!

PROVECTA™

ADVANCED FOR DOGS



FOR USE **ONLY** ON DOGS AND PUPPIES
7 WEEKS AND OLDER AND WEIGHING

OVER 55 LBS.

REPELS AND KILLS TICKS,
FLEAS, AND MOSQUITOES



KILLS & REPELS
TICKS



KILLS & REPELS
ADULT FLEAS



KILLS & REPELS
MOSQUITOES



WATERPROOF

Monthly topical treatment and prevention of ticks,
fleas, mosquitoes, biting flies, and lice.

ACTIVE INGREDIENTS:	% BY WEIGHT
Imidacloprid	8.80%
Permethrin*	44.00%
Pyriproxyfen	0.44%
OTHER INGREDIENTS	46.76%
TOTAL	100.00%

*cis/trans ratio: max 55% (±) cis and
min 45% (±) trans

KEEP OUT OF REACH OF CHILDREN WARNING

See back panel for Precautionary Statements and First Aid information.
See package insert for Directions for Use and Storage and Disposal.

Convenient, easy-to-apply monthly topical solution. Fragrance free.



Net Contents: 4 tubes, each
0.135 fl. oz. (4.0 mL)

Image 2.1: Front view of the Provecta Advanced for Dogs (XL) product box, featuring a golden retriever and indicating 'Over 55 lbs' and '4 Months' Supply'.

TICK IDENTIFICATION CHART





TICK TYPE	LIFE STAGE & SEX	DISEASE SPREAD
 Deer Tick	Adult Male & Female Deer Tick	Lyme Disease, Babesiosis, Anaplasmosis
 Brown Dog Tick	Adult Male & Female Brown Dog Tick	Rocky Mountain Spotted Fever, Ehrlichia, Babesiosis
 Lone Star Tick	Adult Male & Female Lone Star Tick	Ehrlichia, Rocky Mountain Spotted Fever
 American Dog Tick	Adult Male & Female American Dog Tick	Rocky Mountain Spotted Fever, Tularemia



Image 2.2: Tick Identification Chart illustrating different tick types, their life stages, and the diseases they may spread, such as Lyme disease and Rocky Mountain spotted fever.

3. PREPARATION

Before applying Provecta Advanced, ensure your dog meets the weight and age requirements (over 55 lbs and 7 weeks or older). Do not apply to wet fur. Gather the necessary materials:

- One tube of Provecta Advanced for Dogs (XL).
- Gloves (optional, but recommended for sensitive skin).
- Ensure the dog is calm and restrained if necessary.



Image 3.1: A single tube of Provecta Advanced for Dogs (XL), ready for application.

4. APPLICATION INSTRUCTIONS

Follow these steps carefully to ensure proper and safe application of Provecta Advanced for Dogs (XL):

- 1. Remove Tube:** Remove one applicator tube from the package.
- 2. Open Tube:** Hold the applicator tube in an upright position. Pull the cap off the tube. Turn the cap around and place the other end of the cap back on the tube. Twist the cap to break the seal, then remove the cap from the tube.
- 3. Part Hair:** The dog should be standing for easy application. Part the hair on the dog's back, between the shoulder blades, until the skin is visible.
- 4. Apply Product:** Place the tip of the tube on the skin and squeeze the tube to apply the entire contents directly on the skin. Do not apply on the surface of the hair. Do not get any of the product in your dog's eyes or mouth.
- 5. Multiple Spots (Optional but Recommended):** For large dogs, applying the product in 3-4 spots along the back from the shoulder blades to the base of the tail can help ensure even distribution and prevent runoff. Ensure each spot is directly on the skin.
- 6. Discard Tube:** Discard the empty applicator tube in the trash.



Image 4.1: Visual guide demonstrating the correct method for applying the topical treatment along a dog's back, parting the fur to reach the skin.



Image 4.2: A dog with the topical treatment visibly applied to its back, indicating the correct placement.

5. POST-APPLICATION CARE AND MAINTENANCE

After applying Provecta Advanced, observe your dog for any adverse reactions. The product is designed for monthly application to maintain continuous protection.

- **Reapplication:** Reapply Provecta Advanced once every month to ensure continuous protection against fleas, ticks, mosquitoes, biting flies, and lice. Do not reapply sooner than 30 days.
- **Bathing and Swimming:** The product remains effective after bathing and swimming. However, avoid bathing your dog for at least 24-48 hours after application to allow the product to fully spread and absorb.
- **Environmental Control:** For severe infestations, treating the dog's environment (bedding, home) may also be necessary to fully control the pest population.
- **Storage:** Store unused tubes in their original packaging at room temperature, away from direct sunlight and moisture. Keep out of reach of children and pets.

6. TROUBLESHOOTING

If you encounter issues or have concerns after applying Provecta Advanced, refer to the following guidance:

- **Skin Irritation:** If your dog shows signs of skin irritation (redness, scratching, discomfort) at the application site, wash the area with mild soap and water. If irritation persists or worsens, contact your veterinarian immediately.
- **Gastrointestinal Upset:** If your dog experiences vomiting or diarrhea, contact your veterinarian.
- **Product Ineffectiveness:** If you continue to observe a significant number of live fleas or ticks after application, ensure the product was applied correctly (directly to the skin, not just fur). Consider if environmental treatment is also needed. If the problem persists, consult your veterinarian.
- **Accidental Ingestion/Exposure:** Refer to the First Aid section (Section 1) for immediate steps. Contact a poison control center or your veterinarian.

7. PRODUCT SPECIFICATIONS

Specification	Detail
Brand	PROVECTA
Model Name	X-Large Dog over 55lbs
Item Model Number	063339
UPC	726087301662
Target Audience	Dogs and puppies 7 weeks of age and older, weighing over 55 lbs
Active Ingredients	Imidacloprid 8.80%, Permethrin* 44.00%, Pyriproxyfen 0.44%
Item Form	Liquid Topical Treatment
Number of Items	4 applications per box
Item Volume	0.135 fl oz (4.0 mL) per application
Product Dimensions	4.75 x 4.25 x 1.38 inches (Box)
Item Weight	1.6 ounces (Box)

Specification	Detail
Country of Origin	United States

8. WARRANTY AND SUPPORT

For product inquiries, technical support, or to report adverse reactions, please contact the manufacturer directly using the information provided on the product packaging or their official website. Always refer to the product label for the most current contact details.

While specific warranty details are not provided, customer satisfaction is important. Keep your purchase receipt and product packaging in case you need to contact customer service.

Manufacturer Contact: Refer to the product packaging for the most up-to-date contact information.