

Behringer EUROPOWER PMP2000D

Behringer EUROPOWER PMP2000D

2000-Watt 14-Channel Powered Mixer User Manual

INTRODUCTION

This manual provides detailed instructions for the setup, operation, and maintenance of your Behringer EUROPOWER PMP2000D Powered Mixer. Please read this manual thoroughly before operating the device to ensure proper use and to maximize its performance and longevity. The PMP2000D combines a powerful 2,000-Watt Class-D amplifier with a versatile 14-channel mixer, featuring premium mic preamps, a KLARK TEKNIK FX processor, and dual 9-band graphic EQs, making it an ideal solution for live sound applications.

IMPORTANT SAFETY INSTRUCTIONS

- Read these instructions.
- Keep these instructions.
- Heed all warnings.
- Follow all instructions.
- Do not use this apparatus near water.
- Clean only with dry cloth.
- Do not block any ventilation openings. Install in accordance with the manufacturer's instructions.
- Do not install near any heat sources such as radiators, heat registers, stoves, or other apparatus (including amplifiers) that produce heat.
- Do not defeat the safety purpose of the polarized or grounding-type plug. A polarized plug has two blades with one wider than the other. A grounding-type plug has two blades and a third grounding prong. The wide blade or the third prong are provided for your safety. If the provided plug does not fit into your outlet, consult an electrician for replacement of the obsolete outlet.
- Protect the power cord from being walked on or pinched particularly at plugs, convenience receptacles, and the point where they exit from the apparatus.
- Only use attachments/accessories specified by the manufacturer.
- Use only with the cart, stand, tripod, bracket, or table specified by the manufacturer, or sold with the apparatus. When a cart is used, use caution when moving the cart/apparatus combination to avoid injury

from tip-over.

- Unplug this apparatus during lightning storms or when unused for long periods of time.
- Refer all servicing to qualified service personnel. Servicing is required when the apparatus has been damaged in any way, such as power-supply cord or plug is damaged, liquid has been spilled or objects have fallen into the apparatus, the apparatus has been exposed to rain or moisture, does not operate normally, or has been dropped.

SETUP

Unpacking

Carefully unpack your EUROPOWER PMP2000D mixer and inspect it for any signs of damage that may have occurred during transit. Retain the original packing materials for future shipping or storage. Ensure all components listed in the packaging are present.

Placement

Place the mixer on a stable, flat surface. Ensure adequate ventilation around the unit to prevent overheating. Do not block the ventilation grilles on the sides or rear of the mixer.

Connections

Before making any connections, ensure the mixer is powered off and unplugged from the mains.



Figure 1: Behringer EUROPOWER PMP2000D Powered Mixer with included XLR microphone cables.

1. **Power Connection:** Connect the supplied power cord to the AC IN socket on the rear panel of the mixer and then to a suitable mains outlet.
2. **Microphone/Instrument Inputs:** Connect microphones to the XLR inputs (channels 1-9) and instruments or line-level devices to the 1/4" TRS inputs. For condenser microphones, ensure +48V phantom power is enabled (see Operating section).



Figure 2: An XLR microphone cable, commonly used for connecting microphones to the mixer.

3. **Speaker Outputs:** Connect your passive loudspeakers to the OUTPUT A and OUTPUT B connectors on the rear panel. Ensure the impedance of your speakers matches the mixer's output requirements (typically 4-8 ohms).



Figure 3: Rear panel connections of the PMP2000D, including AC power input and speaker outputs.

4. **Auxiliary Inputs/Outputs:** Use the 2-TRACK IN/OUT (RCA) for connecting external playback devices or recording outputs. The AUX IN can be used for additional line-level inputs.

OPERATING THE MIXER

Front Panel Overview

The front panel of the PMP2000D is divided into several sections: input channels, left/monitor section, right/main section, and the digital effects processor.



Figure 4: Detailed view of the PMP2000D front panel controls.

Channel Controls (Channels 1-14)

- **GAIN:** Adjusts the input sensitivity for the microphone or line input. Set this to achieve a strong signal without clipping (indicated by the CLIP LED).
- **PAD:** Attenuates the input signal by 20 dB for very hot signals, preventing overload.
- **LOW CUT:** Activates a high-pass filter to remove unwanted low-frequency rumble (e.g., from stage vibrations or wind noise).
- **EQ (HIGH, MID, LOW):** Three-band equalizer for shaping the tone of each channel. Adjust these controls to enhance or cut specific frequencies.
- **FX:** Sends a portion of the channel's signal to the internal digital effects processor.
- **MON:** Sends a portion of the channel's signal to the monitor mix output.
- **LEVEL:** Adjusts the overall output level of the individual channel to the main mix.
- **CLIP LED:** Illuminates when the input signal is too high, indicating potential distortion. Reduce the GAIN control if this LED lights up frequently.

Main Section Controls

- **MAIN LEVEL:** Controls the overall output volume of the main stereo mix.
- **FX TO MAIN:** Adjusts the amount of the effects processor's output that is sent to the main mix.
- **GRAPHIC EQ:** Dual 9-band graphic equalizers (one for Left/Monitor, one for Right/Main) allow for precise frequency shaping of the overall mix or monitor send.
- **PHANTOM POWER (+48V):** Activates +48V phantom power for all XLR microphone inputs, required for condenser microphones. Ensure microphones are connected before activating.
- **POWER AMP MODE:** Selects the operating mode for the internal power amplifier:
 - **STEREO:** Left and Right channels are amplified separately.
 - **MONO:** Both amplifier channels output the summed mono signal.
 - **BRIDGE:** Combines both amplifier channels for a single, higher-power mono output (requires specific speaker wiring).

Digital Effects Processor

The PMP2000D features a high-quality KLARK TEKNIK FX processor with 25 presets, including various reverbs, delays, chorus, flanger, phaser, pitch shifter, and multi-effects. Use the PROGRAM/PARAMETER knob to select effects and adjust their parameters. The FX MUTE button allows for quick muting of the effects return.

MAINTENANCE

Cleaning

To clean the mixer, use a soft, dry cloth. Do not use any liquid cleaners, solvents, or abrasive materials, as these can damage the finish and internal components.

Storage

When not in use for extended periods, store the mixer in a cool, dry place, away from direct sunlight and extreme temperatures. It is recommended to use the original packaging for protection during storage or transport.







TROUBLESHOOTING


Problem	Possible Cause	Solution
No power	Power cord not connected; Power switch off; Faulty outlet	Check power cord connection; Turn power switch on; Try a different outlet
No sound from speakers	Speaker cables disconnected; MAIN LEVEL turned down; Channel LEVEL turned down; Incorrect POWER AMP MODE	Check speaker connections; Increase MAIN LEVEL; Increase channel LEVEL; Verify POWER AMP MODE setting
Distorted sound	Input GAIN too high (CLIP LED on); Speaker impedance mismatch; Damaged speaker	Reduce input GAIN; Ensure speaker impedance matches mixer; Test with different speakers

Problem	Possible Cause	Solution
No microphone signal	Microphone not connected; Channel LEVEL down; Phantom power off (for condenser mics)	Check microphone connection; Increase channel LEVEL; Activate +48V PHANTOM POWER

SPECIFICATIONS	
Feature	Detail
Product Dimensions	17.91 x 10.87 x 9.84 inches
Item Model Number	EUROPOWER PMP2000D
Manufacturer	Behringer
Number of Channels	14
Item Weight	26.9 Pounds
Connectivity Technology	Auxiliary
Power Source	Corded Electric

WARRANTY AND SUPPORT
<p>This Behringer EUROPOWER PMP2000D Powered Mixer is covered by the manufacturer's warranty. For detailed warranty terms, conditions, and information on how to obtain technical support or service, please refer to the official Behringer website or contact their authorized customer service representatives. Keep your proof of purchase for warranty claims.</p>

 <p>快速启动指南</p> <p>EUROPOWER PMP2000D 2000-Watt 14-Channel Powered Mixer with Dual Multi-FX Processor and Wireless Option</p>	<p>Behringer EUROPOWER PMP2000D Quick Start Guide</p> <p>Concise guide to setting up and operating the Behringer EUROPOWER PMP2000D 2000-Watt 14-Channel Powered Mixer with Klark Teknik Multi-FX Processor and Wireless Option.</p>
 <p>Quick Start Guide</p> <p>EUROPOWER PMP2000D 2000-Watt 14-Channel Powered Mixer with Dual Multi-FX Processor and Wireless Option</p>	<p>Behringer EUROPOWER PMP2000D Quick Start Guide</p> <p>A quick start guide for the Behringer EUROPOWER PMP2000D, a 2000-Watt 14-Channel Powered Mixer with Klark Teknik Multi-FX Processor and Wireless Option. This guide provides essential information for setting up and operating the device.</p>
 <p>User Manual</p> <p>EUROPOWER PMP2000 800-Watt 14-Channel Powered Mixer with Multi-FX Processor</p>	<p>Behringer EUROPOWER PMP2000 800-Watt 14-Channel Powered Mixer User Manual</p> <p>Comprehensive user manual for the Behringer EUROPOWER PMP2000, an 800-Watt, 14-channel powered mixer with a built-in multi-FX processor. Covers features, controls, installation, wiring, specifications, and safety information.</p>
 <p>User Manual</p> <p>EUROPOWER PMP2000 800-Watt 14-Channel Powered Mixer with Multi-FX Processor</p>	<p>Behringer EUROPOWER PMP2000 800-Watt 14-Channel Powered Mixer with Multi-FX Processor - User Manual</p> <p>Comprehensive user manual for the Behringer EUROPOWER PMP2000, an 800-Watt, 14-Channel Powered Mixer with Multi-FX Processor. This guide covers safety information, operation of front and rear panels, effects processor, setup, connection examples, and detailed technical specifications.</p>
 <p>Quick Start Guide</p> <p>EUROPOWER PMP1680S 1600-Watt 10-Channel Powered Mixer with Dual Multi-FX Processor and FBQ Feedback Detection System</p>	<p>Behringer EUROPOWER PMP1680S Quick Start Guide</p> <p>Quick start guide for the Behringer EUROPOWER PMP1680S, a 1600-Watt 10-Channel Powered Mixer with Dual Multi-FX Processor and FBQ Feedback Detection System. This guide covers setup, controls, specifications, and important safety information.</p>
 <p>User Manual</p> <p>EUROPOWER PMP2000 800-Watt 14-Channel Powered Mixer with Multi-FX Processor</p>	<p>Behringer EUROPOWER PMP2000 User Manual: 800W 14-Channel Powered Mixer</p> <p>User manual for the Behringer EUROPOWER PMP2000, an 800-Watt 14-Channel Powered Mixer with Multi-FX Processor. Covers features, controls, installation, safety, specifications, and wiring examples.</p>



[\[pdf\]](#) Quick Start Guide Instructions Guide

P0B6B PMP2000D PMP2000DD QSG BE 0601 AGZ WWcdn mediavalet aunsw musictribe

YVcJqqdn5UCoqjBUobumGw GGnAiOn0vUCx5zE69ozfQA Original WW WWQSG ||| ||| Quick Start

Guide EUROPOWER PMP2000D 2000-Watt 14-Channel Powered Mixer with Klark Teknik Multi-FX

Processor and Wireless Option V 6.0 2 EUROPOWER PMP2000D Important Safety Instructions

Terminals marked with this symbol carry electrical cur

Quick Start Guide **EUROPOWER PMP2000D** 2000-Watt 14-Channel Powered Mixer

with Klark Teknik Multi-FX Processor and Wireless Option V 6.0 2 **EUROPOWER**

PMP2000D Important Safety Instructions Terminals marked with this symbol carry

electrical current of sufficient magnitude to constitute risk of electr...

lang:en score:58 filesize: 2.49 M page_count: 20 document date: 2023-06-23



[\[pdf\]](#) Quick Start Guide Guide Warranty

FEEL Prod Grap PH Artwork P0B6B QSG CN A4 2017 01 17 Rev 1 indd mac adizas Behringer

PMP2000D Quick Start Guide Chinese pmp2000d qsg cn synthmanuals manuals behringer quick start

guide chinese |||

EUROPOWER PMP2000D 2000-Watt 14-Channel Powered Mixer with KLARK

TEKNIK Multi-FX Processor and Wireless Option 2 **EUROPOWER PMP2000D** TS 1.

2. 3. 4. 5. 6. 7. 8. 9. 10. 11. 12. 13. 14. 15. 16. ...

lang:en score:57 filesize: 2.24 M page_count: 7 document date: 2017-01-17



[\[pdf\]](#) User Manual Owner's Manual Quick Start Guide Instructions Guide

937PMP200D Behringer EUROPOWER PMP2000D CRUTCHFIELD COM JOSHN Europower owner s

manual 14 channel powered mixer with effects — 500W max x 2 at 8 ohms Crutchfield crutchfieldonline

ImageBank v20161107133200 Manuals 937 |||

Quick Start Guide Visit behringer.com for Full Manual **EUROPOWER PMP2000D**

2,000-Watt 14-Channel Powered Mixer with KLARK TEKNIK Multi-FX Processor and

Wireless Option 2 **EUROPOWER PMP2000D** Important Safety Instructions Terminals

marked with this symbol carry electrical current of sufficient magni...

lang:en score:54 filesize: 9.43 M page_count: 22 document date: 2016-11-07




[\[pdf\]](#) Quick Start Guide Guide Warranty

Quick Start Guide Japanese Mixer Liên Công Suất 2 000w 14 channels FX Behringer PMP2000D QSG
JP mediadl musictribe media PLM data docs P0B6B |||

EUROPOWER PMP2000D 2000-Watt 14-Channel Powered Mixer with Klark Teknik
Multi-FX Processor and Wireless Option V 5.0 2 **EUROPOWER PMP2000D** . TS 1. 2.
3. 4. 5. 6. 7. 8. 9. 10. 11. 12. 13. 14. 15. 16. 1...


lang:en **score:46** filesize: 2.72 M page_count: 7 document date: 2021-02-11



[Behringer EUROPOWER PMP2000D Quick Start Guide](#)

Concise guide to setting up and operating the Behringer EUROPOWER PMP2000D
2000-Watt 14-Channel Powered Mixer with Klark Teknik Multi-FX Processor and
Wireless Option.

lang:it **score:46** filesize: 2.71 M page_count: 7 document date: 2021-02-11




[\[pdf\]](#) Quick Start Guide Warranty

P0B6B PMP2000D PMP2000DD QSG BE 0601 AGZ JPCdn mediavalet aunsw musictribe
Ze4wyi99dE2mhjQPn9ErIA ygb7t2xGKUmk04 ID7swTA Original JP BEHRINGER EUROPOWER
QSG JPCSG ||| ||| EUROPOWER PMP2000D 2000-Watt 14-Channel Powered Mixer with
Klark Teknik Multi-FX Processor and Wireless Option V 6.0 2 EUROPOWER PMP2000D . TS 1. 2. 3. 4. 5.
6. 7. 8. 9. 10. 11. 12. 13. 14. 15. 16. 17. 18. 19. 20. 21. 45C Music Tribe MidasK

EUROPOWER PMP2000D 2000-Watt 14-Channel Powered Mixer with Klark Teknik
Multi-FX Processor and Wireless Option V 6.0 2 **EUROPOWER PMP2000D** . TS 1. 2.
3. 4. 5. 6. 7. 8. 9. 10. 11. 12. 13. 14. 15. 16. ...


lang:en **score:43** filesize: 2.27 M page_count: 7 document date: 2023-06-23



[\[pdf\]](#) Quick Start Guide Warranty

P0B6B PMP2000D PMP2000DD QSG BE 0601 AGZ CNcdn mediavalet aunsw musictribe
koUILsEdbEqsW7ROz6k QA befS5j H kKkxLg8BphCgA Original CN CNQSG ||| ||| EUROPOWER
PMP2000D 2000-Watt 14-Channel Powered Mixer with Klark Teknik Multi-FX Processor and Wireless
Option V 6.0 2 EUROPOWER PMP2000D , TS , , , , , , 1. 2. 3. 4. 5. 6. 7. 8. , , 9. , 10. , , 11. 12. , , , , ,
13. , 14. , , , , 15.
EUROPOWER PMP2000D 2000-Watt 14-Channel Powered Mixer with Klark Teknik
Multi-FX Processor and Wireless Option V 6.0 2 **EUROPOWER PMP2000D** , TS , , , , ,
, , , 1. 2. 3. 4. 5. 6. 7. 8. , , 9. , 10. , , 11. 12. , , , , , 1...

lang:en **score:43** filesize: 2.6 M page_count: 7 document date: 2023-06-23




[Behringer EUROPOWER PMP2000D Quick Start Guide](#)

A quick start guide for the Behringer EUROPOWER PMP2000D, a 2000-Watt 14-Channel Powered Mixer with Klark Teknik Multi-FX Processor and Wireless Option.

This guide provides essential information for setting up and operating the device.

lang:en score:42 filesize: 3.02 M page_count: 20 document date: 2021-02-11

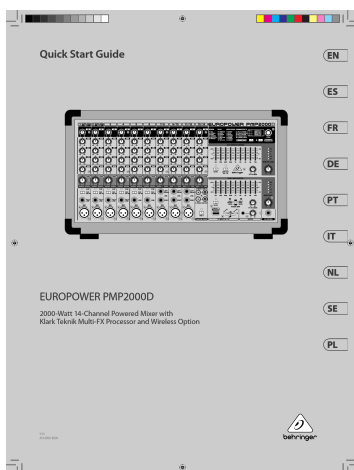


[\[pdf\] User Manual Quick Start Guide Instructions Guide](#)

K10S K8 K6 K5 QSG WW BEHRINGER Quick Start Guide Visit behringer for Full Manual EUROPOWER PMP2000D 2 000 Watt 14 Channel Powered Mixer with KLARK TEKNIK Multi FX Processor and Wireless Option 3 Important Safety Instructions LEGAL DISCLAIMER Instrucciones de seguridad m markertek Attachments Manuals Behringer

...

lang:en score:41 filesize: 1.4 M page_count: 13 document date: 2016-11-01



[\[pdf\] Quick Start Guide Instructions Guide](#)

FACE-AVAI-GRAP-PH1_QSG_BE_P0B6B_PMP2000D_A4_WW_2021-02-10_Rev 5 indd Quick tart uide m media-amazon < b> EUROPOWER PMP2000D 2000-Watt 14-Channel Powered Mixer with Klark Teknik Multi-FX Processor and Wireless Option V 0 A54-00002-88244 B1bJB6s5t7S m images I Start Guide 3 Las terminales marcadas con este símbolo transportan corriente eléctrica de magnitud suficiente como para constituir un riesgo descarga Utilice solo cables altavoz profesionales y alta calidad conectores TS 6 mm o bayoneta prefijados Cualquier otra

Quick Start Guide **EUROPOWER PMP2000D** 2000-Watt 14-Channel Powered Mixer with Klark Teknik Multi-FX Processor and Wireless Option V 5.0 A54-00002-88244 2 **EUROPOWER PMP2000D** Important Safety Instructions Terminals marked with this symbol carry electrical current of sufficient magnitude to constitut...

lang:en score:41 filesize: 2.76 M page_count: 40 document date: 2021-02-11



[\[pdf\] User Manual Quick Start Guide Instructions Guide](#)

FEEL Prod Grap PH Artwork P0B6B QSG WW A4 2017 01 17 Rev 1 indd mac adizas accompanying literature Please read the manual Caution To reduce risk of electric shock do not remove top cover or rear section No user serviceable parts inside Refer servicing to qualifi ed personnel fi re expose this appliance rain and moisture Behringer PMP2000D QuicStartGuide proacousticsusa media wysiwyg

Quick Start Guide **EUROPOWER PMP2000D** 2000-Watt 14-Channel Powered Mixer with KLARK TEKNIK Multi-FX Processor and Wireless Option 2 **EUROPOWER PMP2000D** Important Safety Instructions Terminals marked with this symbol carry electrical current of sufficient magnitude to constitute risk of electric sho...

lang:en score:36 filesize: 2.37 M page_count: 13 document date: 2017-01-17



[\[pdf\]](#) Quick Start Guide Warranty

FEEL Prod Grap PH Artwork P0B6B QSG JP A4 2017 01 17 Rev 1 indd mac adizas PMP2000D media music group PLM data docs

EUROPOWER PMP2000D 2000-Watt 14-Channel Powered Mixer with KLARK TEKNIK Multi-FX Processor and Wireless Option 2 **EUROPOWER PMP2000D** TS 1. 2. 3. 4. 5. 6. 7. 8. 9. 10. 11. 12. 13. 14. 15. 16. 17. 18...

lang:en score:30 filesize: 2.24 M page_count: 7 document date: 2017-01-17




[\[pdf\]](#) Quick Start Guide Warranty

HYPE Grap PH Artwork P0B6B QSG JP A4 2018 09 28 Rev 1 indd kristienebaquiran PMP2000D Index of media PLM data docs media63 music group |||

EUROPOWER PMP2000D 2000-Watt 14-Channel Powered Mixer with KLARK TEKNIK Multi-FX Processor and Wireless Option 2 **EUROPOWER PMP2000D** TS 1. 2. 3. 4. 5. 6. 7. 8. 9. 10. 11. 12. 13. 14. 15. 16. 17. 18...

lang:en score:30 filesize: 1.55 M page_count: 7 document date: 2018-10-01



[\[pdf\]](#) Quick Start Guide Warranty

HYPE Grap PH Artwork P0B6B QSG CN A4 2018 09 28 Rev 1 indd kristienebaquiran PMP2000D Index of media PLM data docs media63 music group |||

EUROPOWER PMP2000D 2000-Watt 14-Channel Powered Mixer with KLARK TEKNIK Multi-FX Processor and Wireless Option 2 **EUROPOWER PMP2000D** TS 1. 2. 3. 4. 5. 6. 7. 8. 9. 10. 11. 12. 13. 14. 15. 16. ...

lang:en score:30 filesize: 1.55 M page_count: 7 document date: 2018-10-01



[pdf] Warranty


FEEL Prod Grap PH Approval P0B6B PMP2000D PID 2015 02 01 Rev 1 indd mac adizas Behringer

Brosur startelektronik tr behringer |||

Product Information Document Powered Mixers 630108 3 1.1 2000-Watt 14-Channel Powered Mixer with K ... s where vocals and stereo recordings often share face time.

Outstanding Invisible Mic Preamps The **EUROPOWER PMP2000D** s six mono inputs plus 3 of the 4 stereo channels feature our ultra-low noise, ...

lang:en score:29 filesize: 625.2 K page_count: 4 document date: 2017-09-20




[pdf] Quick Start Guide Instructions Guide

HYPE Grap PH Artwork P0B6B QSG WW A4 2018 09 28 Rev 1 indd kristienebaquiran PMP2000D Index of media PLM data docs media63 music group |||

Quick Start Guide **EUROPOWER PMP2000D** 2000-Watt 14-Channel Powered Mixer with KLARK TEKNIK Multi-FX Processor and Wireless Option 2 **EUROPOWER PMP2000D** Important Safety Instructions Terminals marked with this symbol carry electrical current of sufficient magnitude to constitute risk of electric sho...

lang:en score:28 filesize: 1.54 M page_count: 13 document date: 2018-10-01



[pdf] Quick Start Guide Instructions Guide

P0B6B PMP2000D PMP2000DD QSG BE 0601 AGZ WW mediadl musictribe media PLM data docs |||

Quick Start Guide **EUROPOWER PMP2000D** 2000-Watt 14-Channel Powered Mixer with Klark Teknik Multi-FX Processor and Wireless Option V 6.0 2 **EUROPOWER PMP2000D** Important Safety Instructions Terminals marked with this symbol carry electrical current of sufficient magnitude to constitute risk of electr...

lang:en score:27 filesize: 2.49 M page_count: 20 document date: 2023-06-23

[illegible][illegible]

[\[pdf\]](#) Warrant

FEEL Prod Grap PH Approval P0B6B PMP2000D PID 2015 02 01 Rev 1 indd mac adizas 3 of 73 7

Product Information Document 2000 Watt 14 Channel Powered Mixer with KLARK TEKNIK Multi FX

Processor and Wireless Option Mixers BEHRINGER 204413 media63 music group media PLM data docs

mediadl musictribe d1aeri3ty3izns cloudfront net 20

Product Information Document Powered Mixers 630108 3 1.1 2000-Watt 14-Channel

Powered Mixer with K ... s where vocals and stereo recordings often share face time.

Outstanding Invisible Mic Preamps The **EUROPOWER PMP2000D** s six mono inputs

plus 3 of the 4 stereo channels feature our ultra-low noise, ...

lang:en score:26 filesize: 8.08 M page_count: 7 document date: 2016-02-01

[\[pdf\]](#) Warranty

FEEL Prod Grap PH Approval P0B6B PMP2000D PID 2015 02 01 Rev 1 indd mac adizas 204413r2

gear4music media 20 204413 |||

Product Information Document Powered Mixers 630108 3 1.1 2000-Watt 14-Channel

Powered Mixer with K ... s where vocals and stereo recordings often share face time.

Outstanding Invisible Mic Preamps The **EUROPOWER PMP2000D** s six mono inputs

plus 3 of the 4 stereo channels feature our ultra-low noise, ...

lang:en score:23 filesize: 8.08 M page count: 7 document date: 2016-02-01

[\[pdf\]](#) User Manual Quick Start Guide

K10S K8 K6 K5 QSG WW BEHRINGER 204412r2 gear4music media 20 204412 Behringer

EUROPOWER PMP2000D 2000 Watt 14 Channel Powered Mixer with Klark Teknik Multi FX Processor

and Wireless OptionPMP2000D User Manual Option B0C61XPJ7N B01HCUPNJ8A1OCQA00uDLm

amazon images | A1OCQAoouDLr2 |||

...

lang:en score:21 filesize: 1.4 M page count: 13 document date: 2015-05-14

[\[pdf\]](#) User Manual Quick Start Guide Instructions Guide

K10S K8 K6 K5 QSG WW BEHRINGER images static thomann de Parts Express EUROPOWER

PMP2000D Quick Start Guide Visit behringer for Full Manual 2 000 Watt 14 Channel Powered Mixer with

KLARK TEKNIK Multi FX Processor and Wireless Option 3 Important Safety Instructions LEGAL

DISCLAIMER Instrucciones seguridad Terminals marked this symbol carry electrical current of sufficient magnitude to constitute risk electric shock Use only high quality professional speaker cables

accompanying literature Please read the manual Caution To reduce do not remove top cover or rear

section No user serviceable parts inside Refer servicing qualifi ed personnel fi re expose appliance rain

moisture indicates that product must be disposed household waste according WEEE Directive 2012 19

EU your national law This should taken a 384419 pmp2000d 248 6961 channel powered mixer quick start

605782 01U A1OCQAooouDL 204412 pics atg atgdata document express pedocs manuals imagescdn

juno co uk im jp na ssl amazon l d1aeri3ty3izns cloudfront net media 20 show light ru 80

...

lang:en score:21 filesize: 1.4 M page_count: 13 document date: 2015-05-14

