Manuals+
Q & A | Deep Search | Upload

ALORAIR Storm LGR Extreme

ALORAIR Storm LGR Extreme 180 PPD Commercial Dehumidifier User Manual

Model: Storm LGR Extreme

1. Introduction

This manual provides detailed instructions for the safe and efficient operation, installation, and maintenance of your ALORAIR Storm LGR Extreme Commercial Dehumidifier. Please read this manual thoroughly before operating the unit and retain it for future reference.

The ALORAIR Storm LGR Extreme is a high-capacity Low Grain Refrigerant (LGR) dehumidifier designed for commercial, industrial, and water damage restoration applications. It is capable of removing up to 180 pints of water per day at saturation (90°F, 90% Relative Humidity) and 85 PPD at AHAM conditions (80°F, 60% Relative Humidity), covering areas up to 2,300 square feet.

Image 1.1: ALORAIR Storm LGR Extreme Dehumidifier. This image shows the compact, yellow and grey unit with its front air intake grille and a coiled drain hose attached to the side.

Its compact design and built-in pump make it suitable for various environments, including basements, crawl spaces, warehouses, and job sites.

2. Safety Information

Always adhere to the following safety precautions to reduce the risk of fire, electric shock, or injury.

- Read all instructions before using the appliance.
- Ensure the power supply matches the voltage requirements specified on the unit's label.
- Do not operate the unit with a damaged cord or plug. If the power cord is damaged, it must be replaced by the manufacturer or a qualified service agent.
- Do not block air intake or exhaust openings. Maintain adequate clearance around the unit for proper airflow.
- Do not insert objects into the air outlets or inlets.
- Keep the unit away from water sources and wet environments.

- Always unplug the dehumidifier before cleaning, servicing, or moving it.
- This appliance is not intended for use by persons (including children) with reduced physical, sensory or mental capabilities, or lack of experience and knowledge, unless they have been given supervision or instruction concerning use of the appliance by a person responsible for their safety.
- Children should be supervised to ensure that they do not play with the appliance.
- The unit is designed for commercial use.

3. Setup and Installation

3.1 Unpacking

1. Carefully remove the dehumidifier from its packaging.
2. Inspect the unit for any shipping damage. Contact your supplier immediately if damage is found.
3. Remove all packing materials and dispose of them responsibly.

3.2 Placement

Position the dehumidifier on a stable, level surface. Ensure there is at least 1 foot (30 cm) of clearance around the air intake and exhaust for optimal performance. The unit is designed to be compact and can be placed in tight spaces such as crawl spaces or basements.



Image 3.1: ALORAIR Dehumidifier in various settings. This image illustrates the dehumidifier's versatility, showing it in a commercial warehouse, a crawl space, a basement, and an industrial environment.

3.3 Drainage Setup

The Storm LGR Extreme features a built-in condensate pump for automatic drainage. This eliminates the need for manual emptying of a water tank.

1. Locate the drain hose connection point on the unit.
2. Connect the provided 19.6 ft (6 meter) drain hose securely to the outlet.
3. Route the drain hose to a suitable drainage point, such as a sink, floor drain, or outside. The pump can lift water up to 14.7 ft (4.5 meters) vertically.
4. Ensure the hose is not kinked or obstructed to allow for continuous drainage.

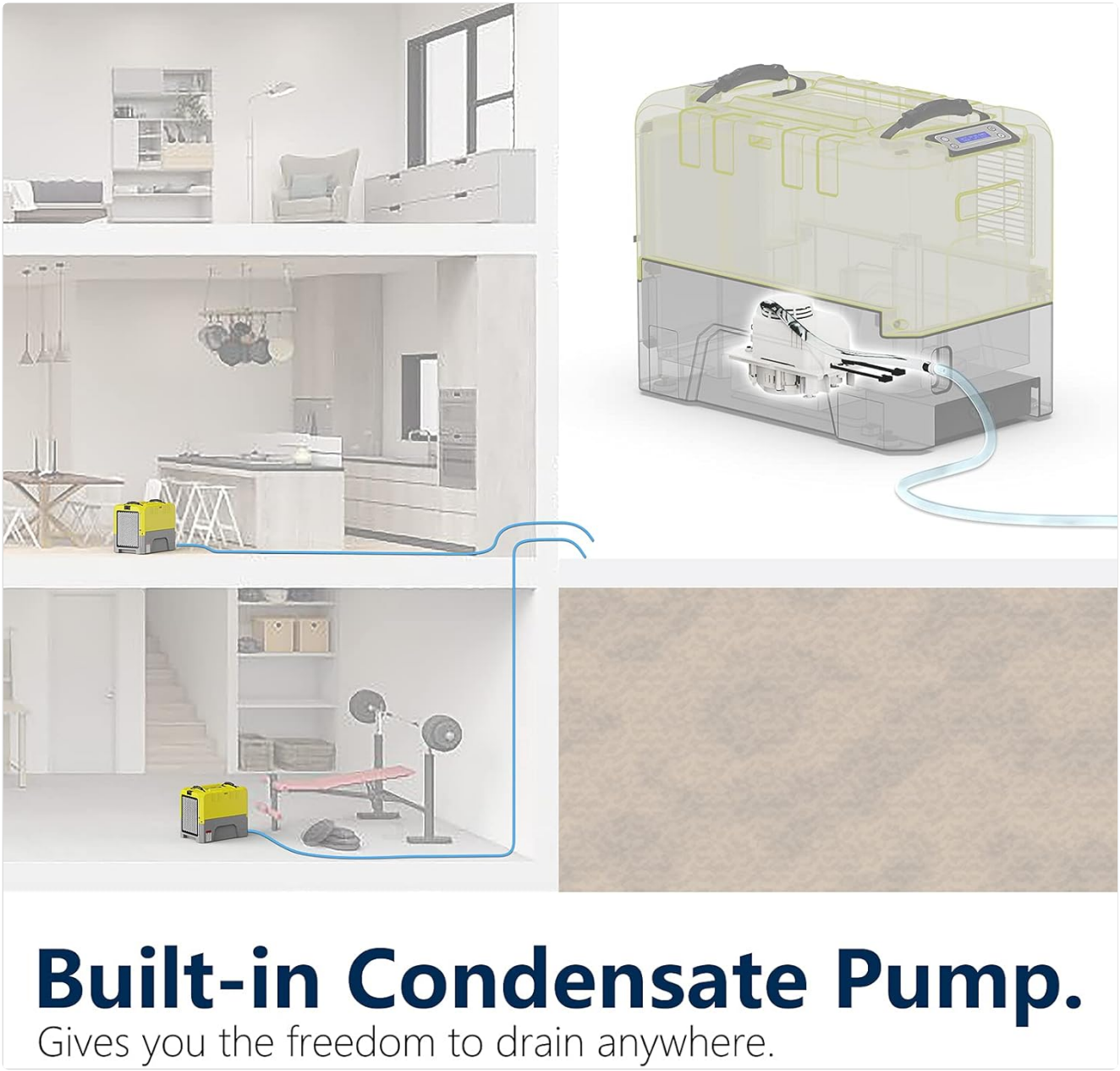

Image 3.2: Diagram of the built-in condensate pump and drainage system. This illustration shows the internal components of the dehumidifier, highlighting the pump and the path of the drain hose for continuous water removal.

3.4 Stacking for Transport

The unit is designed to be stackable for efficient storage and transportation. Ensure units are securely stacked before moving.

Image 3.3: Stackable design for easy transportation. This image shows multiple dehumidifiers stacked on top of each other, demonstrating their space-saving design for storage and transport.

4. Operating Instructions

4.1 Control Panel Overview

The ALORAIR Storm LGR Extreme features an intelligent touch panel for easy operation.

Image 4.1: Easy operation and intuitive display. This image highlights the digital control panel, showing the unit's operational status, inlet temperature, and humidity levels.

4.2 Basic Operation

1. **Plug-and-Go:** Connect the power cord to a suitable electrical outlet.
2. **Power On:** Press the **POWER** button on the control panel to turn the unit on.
3. **Set Humidity:** Use the **SET** buttons (up/down arrows) to adjust the desired humidity level. The unit will operate until the set humidity is reached.
4. **Menu Navigation:** Press the **MENU** button to cycle through various display options and settings.

4.3 Automatic Features

- **AUTO ON/OFF:** The unit automatically turns on and off to maintain the set humidity level.
- **Memory Starting:** In case of a power interruption, the unit will automatically restart with the previous settings once power is restored.
- **Auto Defrost:** The dehumidifier features an automatic defrost function to prevent ice buildup on the coils, ensuring efficient operation in cooler conditions. During a defrost cycle, moisture removal may temporarily decrease until the coils are clear.

Image 4.2: Moisture extraction machine features. This image highlights key automatic functions: Auto Operation, Auto Defrost, and Memory Restart, which enhance user convenience and unit efficiency.

4.4 Display Information

The digital display provides real-time operational data:

- **GPP (Grains Per Pound):** Indicates the moisture content in the air.
- **Inlet/Outlet Temperature and Humidity:** Shows the conditions of the air entering and exiting the unit.
- **Coil Temperature:** Displays the temperature of the evaporator coils.
- **Compressor Amps:** Current draw of the compressor.
- **Total Amps:** Total current draw of the unit.
- **Job Hours:** Resettable timer for tracking operation duration for specific tasks.
- **Total Life Hours:** Cumulative operational hours of the unit.

5. Maintenance

Regular maintenance ensures the longevity and efficient performance of your dehumidifier.

5.1 Air Filter Cleaning/Replacement

The unit is equipped with a washable MERV-8 air filter designed to capture microscopic airborne particles without significantly impacting airflow.

1. Turn off and unplug the dehumidifier before accessing the filter.
2. Locate and remove the air filter from its slot.
3. Clean the filter by vacuuming or rinsing with warm water. Allow it to dry completely before reinstallation.
4. It is recommended to clean the filter monthly and replace it every 3-6 months, depending on usage and environmental conditions.

5.2 General Cleaning

- Wipe the exterior of the unit with a soft, damp cloth. Do not use abrasive cleaners or solvents.
- Ensure all vents are clear of dust and debris.

5.3 Pump Maintenance

The built-in pump has a purge button to manually drain the condensate. This can be useful for ensuring the pump is clear or for draining the unit before moving.

- Press the **PUMP** button on the control panel to initiate a manual drain cycle. The pump will run for approximately 25 seconds.
- Regularly check the drain hose for blockages or kinks.

6. Troubleshooting

This section addresses common issues you might encounter with your dehumidifier.

Problem	Possible Cause	Solution
Unit does not turn on	No power supply Power cord damaged	Check power connection and outlet. Inspect power cord for damage; contact service if damaged.
Dehumidifier not removing moisture	Air filter clogged Room temperature too low Humidity setting too high Unit in defrost cycle	Clean or replace air filter. Ensure ambient temperature is within operating range (above 33°F / 1°C). Lower the desired humidity setting. Allow the unit to complete its automatic defrost cycle.

Problem	Possible Cause	Solution
Water leakage	Drain hose kinked or blocked Drain hose not securely connected	Check and clear any obstructions in the drain hose. Ensure the drain hose is firmly attached to the unit and directed to a proper drain.
Unit displays E4/E5 error code	Refrigerant leak or sensor issue	Turn off the unit and unplug it. Contact customer support for assistance. Do not attempt to repair refrigerant systems yourself.
Unit is noisy	Unit not on a level surface Air filter clogged Internal component issue	Place the unit on a stable, level surface. Clean or replace air filter. If noise persists, contact customer support.

For issues not listed here or if problems persist, please contact ALORAIR customer support.

7. Specifications

Feature	Detail
Brand	ALORAIR
Model Name	Storm LGR Extreme
Dehumidification Capacity (Saturation)	180 Pints per Day
Dehumidification Capacity (AHAM)	85 Pints per Day
Floor Area Coverage	Up to 2,300 Square Feet
Air Flow Capacity	210 Cubic Feet Per Minute (CFM)
Product Dimensions (L x W x H)	22.8" x 13.7" x 17.3"
Item Weight	64.3 Pounds
Material	Polyethylene (PE)
Color	Yellow
Wattage	646.3 watts
Operation Modes	Continuous, Timer, Pump Drainage, Auto-Defrost
Special Features	Adjustable Humidity Control, Automatic Defrost, Built-In Pump, Continuous Draining, Digital Display

Feature	Detail
Drain Hose Length	19.6 ft
Drain Vertical Height	14.7 ft
Upper Temperature Rating	104 Degrees Fahrenheit
Certifications	ETL Compliant

Image 7.1: Product dimensions. This image provides a visual representation of the dehumidifier's length, width, and height measurements.

8. Warranty and Support

ALORAIR stands behind the quality of its products. The Storm LGR Extreme dehumidifier comes with a comprehensive limited warranty.

8.1 Limited 5-Year Warranty

- **6 Month Parts and Labor:** Includes shipment charges for replacement parts or unit.

- **1 Year Parts and Labor:** Excludes shipment charges for sending the defective product back for repair or replacement.
- **3-Year Parts and Labor:** Coverage for the refrigeration system only.
- **5-Year Compressor and Coil:** Specific coverage for these critical components.

For additional warranty information or to initiate a warranty claim, please refer to the official ALORAIR website or contact customer support directly. Ensure you retain your proof of purchase.

8.2 Customer Support

If you have any questions, require technical assistance, or need to troubleshoot an issue, please contact ALORAIR customer support. Contact details can typically be found on the manufacturer's website or on the product packaging.

© 2024 ALORAIR. All rights reserved.

Related Documents - Storm LGR Extreme

	Alorair Storm LGR Extreme Dehumidifier: Installation and Operations Manual Comprehensive guide for the Alorair Storm LGR Extreme dehumidifier, covering installation, operation, maintenance, troubleshooting, error codes, and warranty information.
	Alorair Storm LGR Extreme Dehumidifier: Installation and Operations Manual Comprehensive installation and operations manual for the Alorair Storm LGR Extreme dehumidifier. Covers safety, setup, operation, maintenance, troubleshooting, and warranty information.
	AlorAir-R App Wi-Fi Connection Guide for Dehumidifiers A comprehensive guide to connecting your AlorAir-R dehumidifier to your Wi-Fi network using the AlorAir-R mobile application. Includes step-by-step instructions, troubleshooting, and setup tips for iOS and Android users.

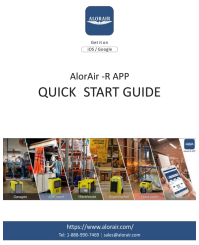	[AlorAir-R App Quick Start Guide] Comprehensive guide to setting up and using the AlorAir-R mobile application for controlling AlorAir smart dehumidifiers, including account creation, device connection, and feature navigation.
	[AlorAir Storm Dehumidifier Installation and Operations Manual] This manual provides detailed instructions for the AlorAir Storm SLGR 850X, Storm LGR 850X, and Storm LGR 850 dehumidifiers, covering safety, operation, maintenance, troubleshooting, and warranty information.
	[Alorair Storm LGR Extreme Dehumidifier: Installation and Operations Manual] Comprehensive installation and operations manual for the Alorair Storm LGR Extreme dehumidifier, covering safety, setup, maintenance, troubleshooting, and warranty information.

Documents - ALORAIR – Storm LGR Extreme

[pdf] Specifications Borchure

Storm LGR Extreme cdr Administrator 1546822657 brochure alorair files product guides

Storm LGR Extreme Specifications Dehumidifier Features Storm LGR Extreme Specifications Storm LGR Extreme Compressor Type More Thorough, And More Quick Ducting options Condensate Pump HGV Defrosting Easy handling Water Full protection Environmental R410A Refrigerant Automatic humidistat contr...

lang:en score:60 filesize: 10.47 M page_count: 2 document date: 2018-09-13

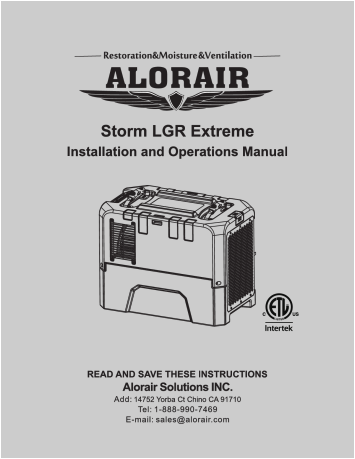

[pdf] User Manual Instructions Guide

AlorAir Storm LGR Extreme User Manual cdr pc Installation and Operations READ AND SAVE THESE INSTRUCTIONS instructions included in this user guide or furnished with the product 1655721394 alorair files guides il y a 2 jours — |||

...

lang:en score:57 filesize: 4.15 M page_count: 14 document date: 2022-06-18

[pdf] User Manual Warranty

alorair Storm LGR Extreme pc 1546822662 manual 115V files product guides

warranty/Registrate by scanning Alorair Solutions INC. Add: 16300 Shoemaker Ave,Cerritos,CA90703 Tel: 888-990-7469 E-mail: Sales alorair.com sales alorair.com 888-990-7469 HI Error E5 Error Code E4Error Code f ...

lang:en score:56 filesize: 4.44 M page_count: 8 document date: 2017-08-23

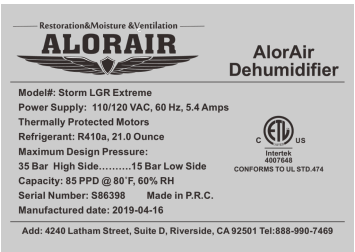

[pdf]

Storm LGR Extreme data plate cdr Administrator 1593580228 1565855317 alorair files product guides 1565855488 productPdfDownload 28 s

AlorAir Dehumidifier Model#: Storm LGR Extreme Power Supply: 110/120 VAC, 60 Hz, 5.4 Amps Thermally Protected Motors Refrigerant: R410a, 21.0 Ounces Maximum Design Pressure: 35 Bar High Side.....15 Bar Low Side Capacity: 85 PPD 80F, 60 RH C US Intertek 4007648 CONFORMS TO UL STD.474 ...

lang:en score:53 filesize: 14.98 M page_count: 1 document date: 2019-08-15

[pdf] Specifications

Wi Fi Storm LGR Extreme Yellow Administrator AlorAir cETL APP controller Compressor Type More Thorough and Quick Ducting options Condensate Pump HGV Defrosting Easy handling Water full protection 1594696859 alorair files product guides

Specifications Storm LGR Extreme Dehumidifier Features cETL APP controller Compressor Type More Thorough, and More Quick Ducting options Condensate Pump HGV Defrosting Easy handling Water full protection Environmental R410A Refrigerant Automatic humidistat control Memory Starting Rare earth alloy ...

lang:en score:53 filesize: 7.55 M page_count: 2 document date: 2020-07-14



[pdf] User Manual Instructions Guide Warranty

AlorAir Zeus Extreme cdr Administrator this user guide or furnished with the product Alorair Solutions Inc will not provide in home service during after warranty period 1648886209 User Manual alorair files guides |||

Alorair Solutions INC. AIR MOVER AIR MOVER Storm LGR Extreme Storm Pro AIR MOVER 3 AIR MOVER 4 AIR MOVER Limited Warranty This limited warranty starts from the date of purchase. Alorair Solutions Inc. warrants to the original purchaser that this ALORAIR product is free from manufacturin...

lang:en score:52 filesize: 2.79 M page_count: 8 document date: 2021-12-21

[pdf] Specifications

Storm LGR Extreme page cdr Administrator AlorAir This is a very compact dehumidifier ever produced for drying restoration while it has portable design easy transport Its stackable can not only 1556600133 alorair files product guides |||

Storm LGR Extreme Specifications Dehumidifier Features Compressor Type More Thorough, And More Quick Ducting options Condensate Pump HGV Defrosting Easy handling Water Full protection Environmental R410A Refrigerant Automatic humidistat control Memory Starting Continuous Model Remote Control Low ...

lang:en score:52 filesize: 1.48 M page_count: 2 document date: 2019-04-30

[pdf] Specifications

AlorAir Sentinel HD55 Spec sheet cdr Administrator 1 This hanging kit works for the HD90 HDi90 and Storm LGR Extreme dehumidifier from floor joists in your crawl space 1602211793 alorair files product guides |||

Features cETL Compressor Type More Thorough, and More Quick Ducting options HGV Defrosting Easy hand ... MENT DEHUMIDIFIERS 1. This hanging kit works for the AlorAir Sentinel HD55, Sentinel HD90/HDi90 and Storm LGR Extreme dehumidifier from the floor joists in your crawl space. 2. This pack comes with 4 ...

lang:en score:49 filesize: 2.94 M page_count: 2 document date: 2020-10-09



[pdf] User Manual Guide Warranty

1565828890 alorair zeus Extreme 115V user guide cdr Administrator Download↓ dehumidifiers Manual Download Center AlorAir Solutions v 1606100900 cdn shopify s files 1 1429 0978 |||

Alorair Solutions INC. Add: 2048 E. Francis St Ontario CA 91761 Tel: 888-990-7469 E-mail: sales alorair.com AIR MOVER AIR MOVER 0 20.1*20.1*16.1in Storm LGR Extreme Storm Pro AIR MOVER AIR MOVER 3 4 AIR MOVER AlorAir Warranty Steps: 1. Once receive the goods, customers must log in www.a...

lang:en score:49 filesize: 2.66 M page_count: 5 document date: 2020-11-10



[pdf] Guide

alorair Storm LGR Extreme user guide cdr pc 1593580228 1565855380 files product guides

Alorair Solutions INC. Add: 4240 Latham Street, Suite D, Riverside, CA 92501 Tel: 888-990-7469 E-mail: Sales alorair.com sales alorair.com 888-990-7469 Power Supply: 110-120V, 60 Hz AC, Single Phase 240 HI Error E5 Error Code E4Error Code f ...

lang:en score:48 filesize: 4.35 M page_count: 8 document date: 2019-08-15

[pdf] Specifications

1602814983 AlorAir Sentinel HD55 Spec sheet cdr Administrator Features Specifications 1 This hanging kit works for the HD90 HDi90 and Storm LGR Extreme dehumidifier from floor joists in your crawl space 1605764892 alorair files product guides |||

Features cETL Compressor Type More Thorough, and More Quick Ducting options Auto Defrosting Energy S ... MENT DEHUMIDIFIERS 1. This hanging kit works for the AlorAir Sentinel HD55, Sentinel HD90/HDi90 and Storm LGR Extreme dehumidifier from the floor joists in your crawl space. 2. This pack comes with 4 ...

lang:en score:48 filesize: 2.94 M page_count: 2 document date: 2020-11-17

[pdf] Specifications

1602815120 AlorAir Sentinel HD55 Spec sheet cdr Administrator Features Specifications 1 This hanging kit works for the HD90 HDi90 and Storm LGR Extreme dehumidifier from floor joists in your crawl space 1603699254 alorair files product guides |||

Features cETL Compressor Type More Thorough, and More Quick Ducting options Auto Defrosting Easy han ... MENT DEHUMIDIFIERS 1. This hanging kit works for the AlorAir Sentinel HD55, Sentinel HD90/HDi90 and Storm LGR Extreme dehumidifier from the floor joists in your crawl space. 2. This pack comes with 4 ...

lang:en score:48 filesize: 2.95 M page_count: 2 document date: 2020-10-26



[pdf] User Manual Guide

1565855380 alorair Storm LGR Extreme user guide cdr Administrator Download↓ dehumidifiers Manual Download Center AlorAir Solutions v 1606100725 cdn shopify s files 1 1429 0978 |||

Alorair Solutions INC. Add: 2048 E. Francis St Ontario CA 91761 Tel: 888-990-7469 E-mail: Sales alorair.com sales alorair.com 888-990-7469 Power Supply: 110-120V, 60 Hz AC, Single Phase 240 33.8F, HI Error 104 E5 Error Code E4Error Code 33.8F 104 f 33.8F 4 33.8F 4 ...

lang:en score:47 filesize: 4.71 M page_count: 8 document date: 2020-11-10

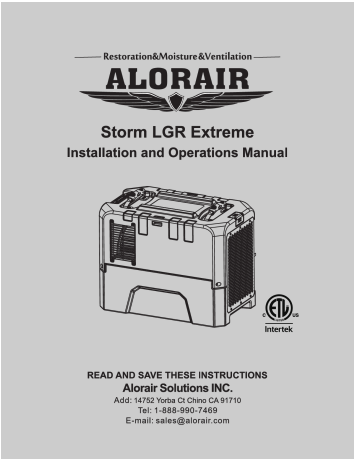

Alorair Storm LGR Extreme Dehumidifier: Installation and Operations Manual

Comprehensive installation and operations manual for the Alorair Storm LGR Extreme dehumidifier. Covers safety, setup, operation, maintenance, troubleshooting, and warranty information.

lang:en score:46 filesize: 4.52 M page_count: 16 document date: 2023-08-16

[pdf] Specifications

Sentinel HDi90 blue 2021 12 14 Administrator Features HD55 Specifications 1 This hanging kit works for the AlorAir HD90 and Storm LGR Extreme dehumidifier from floor joists in your crawl space 1646615278 Spec Sheet alorair files product guides |||

Features cETL Compressor Type More Thorough, and More Quick Ducting options Anto Defrosting Easy han ... MENT DEHUMIDIFIERS 1. This hanging kit works for the AlorAir Sentinel HD55, Sentinel HD90/HDi90 and Storm LGR Extreme dehumidifier from the floor joists in your crawl space. 2. This pack comes with 4 ...

lang:en score:46 filesize: 3.19 M page_count: 2 document date: 2021-12-14



[pdf] Guide

1593580228 1565855380 alorair Storm LGR Extreme user guide cdr Administrator Go Now Alorair How to remove error Url files product guides 1605766464 |||

Alorair Solutions INC. Add: 2048 E. Francis St Ontario CA 91761 Tel: 888-990-7469 E-mail: Sales alorair.com sales alorair.com 888-990-7469 Power Supply: 110-120V, 60 Hz AC, Single Phase 240 HI Error E5 Error Code E4Error Code f 33.8F 4 33.8F 4 ...

lang:en score:46 filesize: 4.71 M page_count: 8 document date: 2020-11-10

[pdf] Specifications

1679382849 AlorAir Sentinel HD35P Specification 20230321 alorair files product guides |||

HD35P Features cETL/EnneergrygySStatrar CCoommprpersesosrorTTyyppee More Thorough, and More Quick A ... RS 1. This hanging kit works for the AlorAir Sentinel HD35P, Sentinel HD55, Sentinel HD90/HDi90 and Storm LGR Extreme dehumidifier from the floor joists in your crawl space. 2. This pack comes with 4 ...

lang:en score:44 filesize: 4.9 M page_count: 2 document date: 2023-03-21



[pdf] Guide Warranty

alorair zeus Extreme 115V user guide cdr pc 1565828890 productPdfDownload 29 s

Alorair Solutions INC. Add: 4240 Latham Street, Suite D, Riverside, CA 92501 Tel: 888-990-7469 E-mail: sales alorair.com AIR MOVER AIR MOVER Storm LGR Extreme Storm Pro AIR MOVER AIR MOVER 3 4 AIR MOVER AlorAir Warranty Steps: 1. Once receive the goods, customers must log in www.alorair....

lang:en score:44 filesize: 16.71 M page_count: 5 document date: 2019-04-28

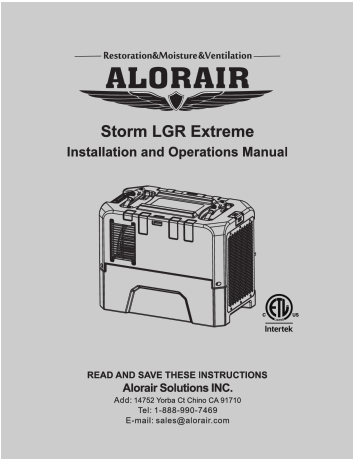

Alorair Storm LGR Extreme Installation and Operations Manual

Comprehensive installation and operations manual for the Alorair Storm LGR Extreme dehumidifier, covering safety, setup, operation, maintenance, troubleshooting, and warranty information.

lang:en score:44 filesize: 4.31 M page_count: 14 document date: 2023-06-12



[pdf] User Manual

Alorair Storm LGR Extreme red Инструкция vencon ua alorair storm lgr extreme manual goods 228681 |||

Alorair Solutions INC. Add: 2048 E. Francis St Ontario CA 91761 Tel: 888-990-7469 E-mail: Sales alorair.com sales alorair.com 888-990-7469 Power Supply: 110-120V, 60 Hz AC, Single Phase 240 33.8F, HI Error 104 E5 Error Code E4Error Code 33.8F 104 f 33.8F 4 33.8F 4 ...

lang:en score:43 filesize: 4.7 M page_count: 8 document date: 2021-08-09

[pdf] Specifications

AlorAir Sentinel HD35P Specification 20230524 cdr Admin 56 1684992341 alorair files product guides ||| HD35P Features cETL/EnneergrygySStatrar CCoommprpersesosrorTTyyppee More Thorough, and More Quick A ... RS 1. This hanging kit works for the AlorAir Sentinel HD35P, Sentinel HD55, Sentinel HD90/HDi90 and Storm LGR Extreme dehumidifier from the floor joists in your crawl space. 2. This pack comes with 4 ...

lang:en score:43 filesize: 5.57 M page_count: 2 document date: 2023-05-25

[pdf] Specifications

AlorAir Sentinel HS35 Specification 20230823 cdr Admin 56 1692756834 alorair files product guides ||| HS35 Features cETL/EnneergrygySStatrar CCoommprpersesosrorTTyyppee More Thorough, and More Quick Au ... ging kit works for the AlorAir Sentinel HS35, Sentinel HD35P, Sentinel HD55,Sentinel HD90/HDi90 and Storm LGR Extreme dehumidifier from the floor joists in your crawl space. 2. This pack comes with 4 ...

lang:en score:43 filesize: 5.81 M page_count: 2 document date: 2023-08-23

[pdf]

Sentinel HD55 spec sheet cdr Administrator 1594776460 alorair files product guides ||| Feet Feet 33.8-104 INSTALLATION OF A SENTINEL Hd55 WITH A SUPPLY KIT ONLY AlorAir Hanging Kits for Crawl Space Basement Dehumidifiers 1. This hanging kit works for the AlorAir Sentinel HD55, Sentinel HD90/HDi90 and Storm LGR Extreme dehumidifier from the floor joists in your crawl space. 2. Th...

lang:en score:43 filesize: 9.69 M page_count: 2 document date: 2020-07-15

[pdf]

Sentinel HD55 spec sheet cdr Administrator 1600735681 alorair files product guides |||

Feet Feet 33.8-104 INSTALLATION OF A SENTINEL Hd55 WITH A SUPPLY KIT ONLY AlorAir Hanging Kits for Crawl Space Basement Dehumidifiers 1. This hanging kit works for the AlorAir Sentinel HD55, Sentinel HD90/HDi90 and Storm LGR Extreme dehumidifier from the floor joists in your crawl space. 2. Th...

lang:en score:43 filesize: 2.32 M page_count: 2 document date: 2020-09-19

[pdf] Specifications

Specification Sheet AlorAir Sentinel HD55S Commercial Dehumidifier in Gold 1690782737 alorair files product guides |||

HD55S Sentinel HD55S INSTALLATION OF A SENTINEL HD55S WITH A SUPPLY KIT ONLY 1.Passive Return Vent ... ENT DEHUMIDIFIERS 1. This hanging kit works for the AlorAir Sentinel HD55S, Sentinel HD90/HDi90 and Storm LGR Extreme dehumidifier from the floor joists in your crawl space. 2. This pack comes with 4 ...

lang:en score:43 filesize: 4.65 M page_count: 2 document date: 2023-05-08

[pdf] Specifications

1683598931 AlorAir Sentinel HD55 Gold Specification None Energy Star 20230508 alorair files product guides |||

INSTALLATION OF A SENTINEL HD55 WITH A SUPPLY KIT ONLY 1. Passive Return Vent 2. Remote Control Mou ... NT DEHUMIDIFIERS 1. This hanging kit works for the AlorAir Sentinel HD55, Sentinel HD90 / HDi90 and Storm LGR Extreme dehumidifier from the floor joists in your crawl space. 2. This pack comes with 4 ...

lang:en score:42 filesize: 2.97 M page_count: 2 document date: 2023-05-08



[pdf] Specifications

AlorAir Sentinel HD35P Specification 20230307 cdr Admin 56 Download Pdf Dehumidifier 1678172835 alorair files product guides |||

HD35P Features cETL/EnneergrygySStatrar CCoommprpersesosrorTTyyppee More Thorough, and More Quick D ... RS 1. This hanging kit works for the AlorAir Sentinel HD35P, Sentinel HD55, Sentinel HD90/HDi90 and Storm LGR Extreme dehumidifier from the floor joists in your crawl space. 2. This pack comes with 4 ...

lang:en score:42 filesize: 4.89 M page_count: 2 document date: 2023-03-07



[pdf] Instructions Guide Warranty

AlorAir Zeus Extreme cdr pc User Guide Axial Fan High Velocity Air Mover Sanctuary User Guide v 1643021681 cdn shopify s files 1 1429 0978 |||

Alorair Solutions INC. AIR MOVER Black Black AIR MOVER White LOW OFF HIGH NEON LAMP White ... ng next to combustible materials/equipment that may or may not produce carbon monoxide. AIR MOVER Storm LGR Extreme Storm Pro AIR MOVER AIR MOVER 3 4 ...

lang:en score:42 filesize: 3.4 M page_count: 4 document date: 2021-12-21

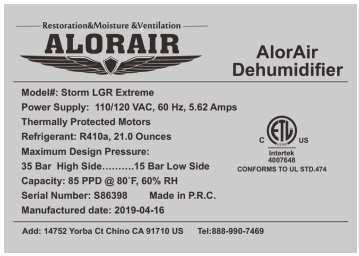

[pdf]

AlorAir Storm LGR Extreme Data Plate cdr Administrator 1655259476 Wi Fi alorair productPdfDownload 28 s |||

AlorAir Dehumidifier Model#: Storm LGR Extreme Power Supply: 110/120 VAC, 60 Hz, 5.62 Amps Thermally Protected Motors Refrigerant: R410a, 21.0 Ounces Maximum Design Pressure: 35 Bar High Side.....15 Bar Low Side Capacity: 85 PPD 80F, 60 RH C US Intertek 4007648 CONFORMS TO UL STD.474 ...

lang:en score:41 filesize: 67.2 K page_count: 1 document date: 2022-05-24

[pdf] Specifications

Sentinel HD55 Blue Specification 20230728 Administrator è½¬æ² AlorAir alorair â° product guides 1690534107 files |||

Features cETL Compressor Type More Thorough, and More Quick Ducting options Anto Defrosting Easy han ... MENT DEHUMIDIFIERS 1. This hanging kit works for the AlorAir Sentinel HD55, Sentinel HD90/HDi90 and Storm LGR Extreme dehumidifier from the floor joists in your crawl space. 2. This pack comes with 4 ...

lang:en score:41 filesize: 822.54 K page_count: 2 document date: 2023-07-28

[pdf] User Manual Instructions Troubleshooting Guide Warranty Diagram Label

Provided by ManualsAndMore Download User Manual ALORAIR Storm LGR Extreme Installation And Operation manualsandmore |||

Storm LGR Extreme Installation and Operations Manual READ AND SAVE THESE INSTRUCTIONS Seaira Global LLC 14021 NC Highway 50 Surf City, NC 28445 910-660-0962 sales seairaglobal.com DEHUMIDIFIER Table of Contents Safety Instructions 1 Identification 1 Electrical Supply 1 How the Extreme Work...

lang:en score:41 filesize: 1.1 M page_count: 14 document date: 2019-07-24

AlorAir Sentinel HS35 Dehumidifier - Specifications and Applications

Detailed specifications, features, and application guide for the AlorAir Sentinel HS35 dehumidifier, designed for efficient moisture removal in homes, basements, crawl spaces, and commercial areas.

lang:en score:41 filesize: 6.9 M page_count: 2 document date: 2025-09-30

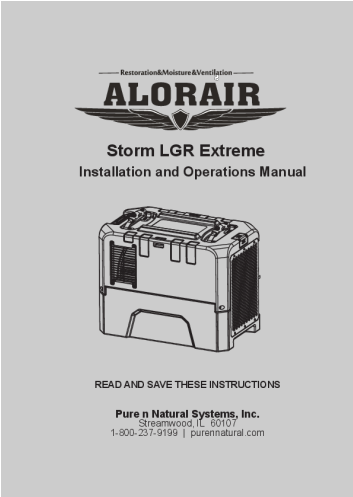

[pdf] User Manual Owner's Manual Instructions Troubleshooting Guide Warranty Diagram Label

Storm LGR Extreme Restoration Dehumidifier Owner s Manual Pure n Natural Systems Inc 85 Pint Owners cdn shopify files 1 0104 6462 4698 |||

Storm LGR Extreme Installation and Operations Manual READ AND SAVE THESE INSTRUCTIONS Pure n Natural Systems, Inc. Streamwood, IL 60107 1-800-237-9199 purennatural.com DEHUMIDIFIER Table of Contents Safety Instructions 1 Identification 1 Electrical Supply 1 How the Extreme Works 2 Guid...

lang:en score:41 filesize: 3.15 M page_count: 14 document date: 2019-09-03

AlorAir Sentinel HD35P Dehumidifier: Specifications, Features, and Applications

Detailed specifications, features, and application guide for the AlorAir Sentinel HD35P dehumidifier, highlighting its efficiency, compact design, and suitability for various environments.

lang:en score:41 filesize: 9.12 M page_count: 2 document date: 2025-09-30

[pdf] Specifications Warranty

Wi Fi Storm LGR Extreme Red Administrator ALORAIR Smart WiFi Commercial Dehumidifier with Pump 180 PPD at AHAM 5 Years Warranty cETL Listed Memory Starting for Damage Restoration Crawlspace and Basement Drying Specification Sheet AlorAir C1xLYOvUoeS m media amazon images I

Specifications Storm LGR Extreme Dehumidifier Features cETL APP controller Compressor Type More Thorough, and More Quick Ducting options Condensate Pump HGV Defrosting Easy handling Water full protection Environmental R410A Refrigerant Automatic humidistat control Memory Starting Rare earth alloy ...

lang:en score:41 filesize: 7.97 M page_count: 2 document date: 2020-07-14



[pdf] Specifications

AlorAir Sentinel HS35 Specification 20230328 cdr Admin 56 Sheet AlorAir® 70 Pint Energy Star Crawl Space Dehumidifier 1684993777 20230525 alorair files product guides |||

HS35 Features cETL/EnneergrygySStatrar CCoommprpersesosrorTTyyppee More Thorough, and More Quick Au ... ging kit works for the AlorAir Sentinel HS35, Sentinel HD35P, Sentinel HD55,Sentinel HD90/HDi90 and Storm LGR Extreme dehumidifier from the floor joists in your crawl space. 2. This pack comes with 4 ...

lang:en score:41 filesize: 6.03 M page_count: 2 document date: 2023-05-25

[pdf] Installation Guide Troubleshooting Guide Guide

AlorAir R APP WI FI connection guide suitable for simple digital display control panel compatible with IOS and Android cdr seven Aloriar Lite Wifi App alorair assets website app |||

V1 More simple, More Smart New AlorAir -R APP WI-FI Connection Guide For Android and Apple users, the operation method and process are the same. Download and install AlorAir-R from the App Store or Google Play Store. 1 Sign up and loggin your account. How it works Find your dehumidifier model. 2...

lang:en score:40 filesize: 2.69 M page_count: 2 document date: 2023-07-15

[pdf] Specifications

storm LGR Extreme Administrator Storm Extreme images na ssl amazon Alorair Solutions INC alorair E mail sales@alorair Tel 1 888 990 7469 Add 16300 Shoemaker Ave Cerritos Ca90703 B11uqqzKQuS I Storm LGR Extreme Commercial Dehumidifier APPLICATION Storm LGR Extreme passed professional testing and it feedbacks an amazing outcome. Now let us take a close look at specification and features. Storm LGR Extreme has an extremely driving water removal capacity which makes the machine the authoriz...

lang:en score:40 filesize: 2.66 M page_count: 2 document date: 2019-04-04

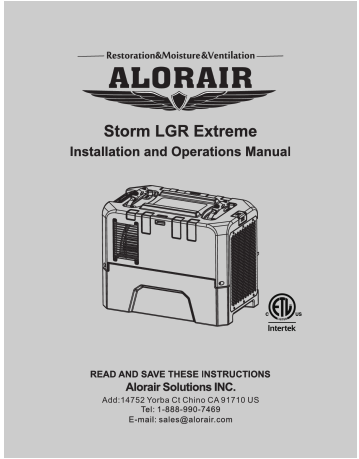

[pdf] User Manual Guide Warranty

AlorAir Storm LGR Extreme User Manual Guide ALORAIR Industrial Commercial Dehumidifier Auto Shut Off with Pump 5 Years Warranty Compact cETL Listed up to 180 PPD Saturation for Garages and Flood Restoration 1669442828 alorair files product guides |||

Add:14752 Yorba Ct Chino CA 91710 US f Limited Warranty Exclusions ...

lang:en score:40 filesize: 3.71 M page_count: 14 document date: 2022-11-24



[pdf] Guide

Alorair Storm LGR Extreme cdr pc User Guide 85 Pint Commercial Water Damage Restoration Dehumidifier AlorAir Solutions v 1643005079 cdn shopify s files 1 1429 0978 |||

AlorAir Solutions INC. f POWE R O N HI Error E5 Error Code E4Error Code ...

lang:en score:39 filesize: 4.21 M page_count: 8 document date: 2021-11-22

[pdf] Specifications

Dehumidifier Spec SheetAlorair Water Damage Restoration Package 1 x Storm LGR Extreme WIFI D — Basespec sheet for the alorair storm extreme lgr dehuimdifiercdn shopify s files 0725 0572 1086 spec dehuimdifier v 1743368562 |||

Aellos wenlei;* Om ARPCONTROL Specifications Storm LGR Extreme Dehumidifie Features cETL APP controller Compressor Type More Thorough, And More Quick Ducting options Condensate Pump Auto Defrosting Easy handling Water Full protection Environmental R41 OA Refrigerant Automatic humidistat control M...

lang:en score:39 filesize: 1.32 M page_count: 2 document date: 2025-03-30

[pdf] Specifications

Sentinel HD55 spec sheet cdr Administrator AlorAir cETL Compressor Type More Thorough and Quick Ducting options HGV Defrosting Easy handling Water full protection Environmental R410A Refrigerant 1594799481 Specification Sheet alorair files product guides

Features cETL Compressor Type More Thorough, and More Quick Ducting options HGV Defrosting Easy hand ... ment Dehumidifiers 1. This hanging kit works for the AlorAir Sentinel HD55, Sentinel HD90/HDi90 and Storm LGR Extreme dehumidifier from the floor joists in your crawl space. 2. This pack comes with 4 ...

lang:en score:38 filesize: 3.06 M page_count: 2 document date: 2020-07-15



[pdf] Parts List

AlorAir Storm LGR Extreme Parts List 1681524619 1657608311 alorair files product guides |||

...

lang:en score:38 filesize: 3.54 M page_count: 1 document date: 2023-04-15



[pdf] Guide

alorair Storm LGR Extreme user guide cdr pc Add 4240 Latham Street Suite D Riverside CA 92501 Tel 888 990 7469 E mail Sales@alorair Alorair Solutions INC 1563180120 productPdfDownload 28 s

Alorair Solutions INC. Add: 4240 Latham Street, Suite D, Riverside, CA 92501 Tel: 888-990-7469 E-mail: Sales alorair.com sales alorair.com 888-990-7469 Power Supply: 110-120V, 60 Hz AC, Single Phase 240 HI Error E5 Error Code E4Error Code f ...

lang:en score:37 filesize: 4.32 M page_count: 8 document date: 2019-06-08

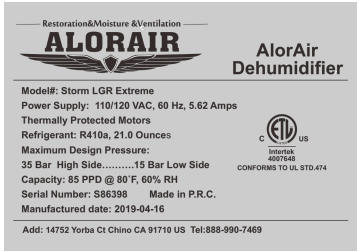

[pdf] Warranty

1 Administrator Data Plate ALORAIR LGR Industrial Commercial Dehumidifier Auto Shut Off with Pump 5 Years Warranty Compact cETL Listed up to 180 PPD Saturation for Garages and Flood Restoration 1657608311 AlorAir Storm Extreme alorair files product guides |||

AlorAir Dehumidifier Model#: Storm LGR Extreme Power Supply: 110/120 VAC, 60 Hz, 5.62 Amps Thermally Protected Motors Refrigerant: R410a, 21.0 Ounces Maximum Design Pressure: 35 Bar High Side.....15 Bar Low Side Capacity: 85 PPD 80F, 60 RH C US Intertek 4007648 CONFORMS TO UL STD.474 ...

lang:en score:37 filesize: 63.59 K page_count: 1 document date: 2022-07-06

[pdf]

zeus Extreme page cdr Administrator AlorAir ALORAIR ZEUS With PATENT PENDIING Technology 1 Breaker CKT 12A 2 Switch On Off 3 Outlet GFCI 15A 4 Grill Intake 5 1556415250 alorair files product guides The Alorair Zeus Axial air mover features patent pending FUSION ENERGY technology revolutionizes evaporative drying by View |||

ALORAIR ALORAIR Axial Air Mover ZEUS Extreme With PATENT PENDIING Technology UNLIMITED SOLVE THE PR ... Extreme ZEUS Extreme ZEUS Extreme ZEUS Extreme ZEUS Extreme ZEUS Extreme ZEUS Extreme ALORAIR Storm LGR Extreme ALORAIR Storm Pro Tilt Forward Tilt Back Control Panel Parallel Ducting Opint...

lang:en score:37 filesize: 687.89 K page_count: 1 document date: 2019-04-28



[pdf] Specifications

storm LGR Extreme 1 cdr Administrator APPLICATION Precooling Circuit AlorAir Storm SLGR 850C Alorair Solutions INC alorair E mail sales@alorair Tel 888 990 7469 Add 4240 Latham Street Suite D Riverside CA 92501 1555548085 files product guides |||

Storm SLGR 850C Commercial Dehumidifier APPLICATION Storm SLGR 850C passed professional testing and it feedbacks an amazing outcome. Now let us take a close look at specification and features. Storm SLGR 850C has an extremely driving water removal capacity which makes the machine the authorized one...

lang:en score:37 filesize: 3.79 M page_count: 2 document date: 2019-04-12

[pdf] Specifications

AlorAir Sentinel HD55 Gold Specification None Energy Star cdr Administrator 6 giu 2022 — The Remote Control has the normal retome function to insulate noise of unit and also can be used at Senser Switch You choose humidity 1655697240 alorair files product guides |||

INSTALLATION OF A SENTINEL HD55 WITH A SUPPLY KIT ONLY 1.Passive Return Vent 2.Remote Control Mounts ... MENT DEHUMIDIFIERS 1. This hanging kit works for the AlorAir Sentinel HD55, Sentinel HD90/HDi90 and Storm LGR Extreme dehumidifier from the floor joists in your crawl space. 2. This pack comes with 4 ...

lang:en score:36 filesize: 1.17 M page_count: 2 document date: 2022-05-28

[pdf]

Wi Fi Storm LGR Extreme Yellow cdr Administrator 1601089872 alorair files product guides

...

lang:en score:35 filesize: 3.47 M page_count: 2 document date: 2020-09-25

[pdf]

Storm LGR Extreme page 1 cdr Administrator 1593580228 1565660605 alorair files product guides

...

lang:en score:35 filesize: 6.41 M page_count: 2 document date: 2019-08-13