

Surf Excel 8901030661389

Surf Excel Matic Front Load Liquid Detergent 1.02 L User Manual

Brand: Surf Excel

INTRODUCTION

This manual provides essential instructions for the safe and effective use of Surf Excel Matic Front Load Liquid Detergent. Please read this manual thoroughly before first use and retain it for future reference. This product is specifically formulated for use in front-load washing machines.

PRODUCT OVERVIEW

Surf Excel Matic Front Load Liquid Detergent is designed to deliver powerful cleaning for your laundry. Its advanced formula targets tough stains and dissolves completely in water, ensuring no residue is left on your clothes or in your washing machine. The 1.02 L bottle provides a convenient quantity for multiple washes.



Image: Front view of the Surf Excel Matic Front Load Liquid Detergent bottle, highlighting the brand logo and 'New Formula' label.

PREPARATION FOR USE

Before using the detergent, ensure the bottle is stored upright in a cool, dry place, away from direct sunlight. No specific preparation steps are required beyond ensuring the cap is securely fastened when not in use.

OPERATING INSTRUCTIONS

General Washing Instructions for Front Load Machines:

- Measure Detergent:** Use the provided cap to measure the appropriate amount of detergent based on your laundry load size and soil level.
 - For **Regular Loads:** Use 1 cap (approximately 60 ml).
 - For **Heavily Soiled Loads:** Use 1.5 caps (approximately 90 ml).
- Add to Dispenser:** Pour the measured liquid detergent directly into the detergent dispenser drawer of your front-load washing machine.
- Load Laundry:** Place your clothes into the washing machine drum.
- Start Cycle:** Select the appropriate wash cycle and temperature settings for your laundry and start the machine.



Image: Back view of the detergent bottle, illustrating dosage instructions for regular and heavily soiled loads.

Pre-Treatment for Tough Stains:

For optimal removal of tough or dried stains, follow these steps before starting the main wash cycle:

- Pour:** Pour a small amount of liquid detergent directly onto the stained area of the fabric.
- Rub:** Gently rub the stained area using the scrubber cap of the detergent bottle. This helps the detergent penetrate the stain.
- Pour:** After pre-treating, pour the remaining required detergent into the machine's dispenser and proceed with the regular wash cycle.



Image: Visual guide demonstrating the three-step pre-treatment process for stains: pouring detergent, rubbing with the cap, and pouring into the machine.

CARE AND STORAGE

- Store the detergent in its original container, in a cool, dry place, away from direct sunlight and extreme temperatures.
- Ensure the bottle cap is tightly closed after each use to prevent spillage and maintain product efficacy.
- Keep the product out of reach of children and pets to prevent accidental ingestion or contact.

TROUBLESHOOTING

Issue	Possible Cause	Solution
Stains remain after wash	Insufficient detergent used, very tough or dried stain, incorrect wash cycle selected.	Increase detergent dosage for heavily soiled loads. Pre-treat tough stains as per instructions. Ensure an appropriate wash cycle is selected for the fabric type and soil level.
Detergent residue on clothes	Overdosing of detergent, washing machine not rinsing properly, or overloading the machine.	Ensure the correct dosage is used for the load size. Check your washing machine's manual for proper rinse cycle operation. Avoid overloading the machine.

PRODUCT SPECIFICATIONS

- **Brand:** Surf Excel
- **Item Form:** Liquid
- **Scent:** Unscented
- **Unit Count:** 1.00 Count (1.02 L)
- **Material Type Free:** Bleach Free

- **Product Dimensions:** 2.76 x 10.55 x 4.96 inches; 2.25 Pounds
- **Item Model Number:** 8901030661389
- **ASIN:** B071GFQ697
- **Date First Available:** August 21, 2017

Safety Information

- **KEEP OUT OF REACH OF CHILDREN AND PETS.**
- Do not ingest. If swallowed, rinse mouth and drink a glass of water. Seek immediate medical attention.
- Avoid contact with eyes. In case of contact, rinse thoroughly with water for several minutes. Remove contact lenses, if present and easy to do. Continue rinsing. If eye irritation persists, consult a doctor.
- Avoid prolonged skin contact. If skin irritation occurs, wash thoroughly with soap and water.
- Do not mix with other cleaning products, especially bleach, as this may release hazardous gases.
- Use in a well-ventilated area.
- Wash hands thoroughly after handling the product.

Legal Disclaimer: This product is a laundry detergent and is not intended for consumption or medical use.



Support Information





For queries or feedback regarding Surf Excel Matic Front Load Liquid Detergent, please contact:

- **Toll-Free Number:** 1800-10-22-221
- **Email:** LEVER.CARE@UNILEVER.COM
- **Postal Address:** PO Box 14760, Mumbai 400 099

Please refer to the product packaging for manufacturing date and best before date information.

Related Documents - 8901030661389

	<p>Honeywell Excel 50/100/500/600/800 Controllers Software Description</p> <p>This document provides a comprehensive software description for the Honeywell Excel 50/100/500/600/800 series of controllers, detailing system overview, datapoint management, alarm handling, communication protocols, and configuration options for building automation and control systems.</p>
	<p>Honeywell T7770A-G Wall Modules Specification Data</p> <p>Detailed specification data for the Honeywell T7770A through G series of direct wired wall modules, including features, specifications, mounting options, environmental ratings, temperature sensor accuracy, and compatibility with Honeywell controllers.</p>

	<p>Pocket Sheet Sync for Microsoft Excel - User Manual</p> <p>User manual for Pocket Sheet Sync software (Version 1.1) by CASIO, enabling synchronization between CASIO PV devices and Microsoft Excel spreadsheets (95/97/2000/2002). Covers installation, usage, settings, and troubleshooting.</p>
	<p>BPS Own the Wave 'Claw Strike' Hybrid Board: Beginner Surf Guide</p> <p>Learn how to use, set up, and care for your BPS Own the Wave 'Claw Strike' Hybrid Board. Perfect for beginners learning to surf, kneeboard, or bodyboard. Includes setup tips, riding advice, and maintenance instructions.</p>
	<p>BPS Claw Strike Bodyboard: Setup and Care Guide</p> <p>Learn how to attach the leash and care for your BPS Claw Strike bodyboard with this easy-to-follow guide from Barrel Point Surf. Includes tips for keeping your board in top condition.</p>
	<p>BRAND Liquid Handling Station: Automating Methods with Table Import</p> <p>This technical note from BRAND explains how to automate methods on the Liquid Handling Station using table import with Microsoft Excel. It covers creating, validating, and automating methods for increased lab throughput and efficiency.</p>