

Powr-Flite NM1600

Powr-Flite NM1600 Millennium Edition Electric Burnisher User Manual

INTRODUCTION

This manual provides essential instructions for the safe and efficient operation, maintenance, and troubleshooting of your Powr-Flite NM1600 Millennium Edition Electric Burnisher. Please read this manual thoroughly before operating the machine to ensure proper usage and to prevent injury or damage.

The Powr-Flite NM1600 is designed to deliver a high-gloss finish on various floor types, utilizing a 1600 RPM motor and a 20-inch flexible pad driver for optimal pad-to-floor contact.

SAFETY INFORMATION

WARNING: Failure to follow these safety instructions may result in serious injury, electric shock, fire, or property damage.

- Always disconnect the power cord from the electrical outlet before performing any adjustments, maintenance, or when the machine is not in use.
- Operate the burnisher only on dry surfaces. Do not use in wet conditions or near standing water.
- Ensure the power cord is in good condition, free from cuts, fraying, or damage. Do not operate with a damaged cord.
- Keep hands, feet, and loose clothing away from moving parts.
- Do not allow children or untrained personnel to operate the machine.
- Use only recommended pads and accessories for the NM1600 model.
- Always wear appropriate personal protective equipment (PPE), such as safety glasses and non-slip footwear.
- The machine is equipped with a thumb-activated safety interlock switch to prevent accidental startups. Ensure this mechanism is functioning correctly.
- Do not operate the machine if it is damaged or not functioning properly. Contact authorized service personnel.

PRODUCT OVERVIEW

The Powr-Flite NM1600 Millennium Edition Electric Burnisher is engineered for high-performance floor finishing. Key features include:

- **1,600 RPM Burnishing:** Provides excellent results on all types of floor finishes.
- **20" Flexible Pad Driver:** Ensures full pad-to-floor contact without the need for a compensating caster.
- **Safety Interlock Switch:** Thumb-activated to prevent accidental startups.
- **Non-Marking Bumpers:** Full surround bumpers protect walls and furniture from damage.
- **Durable Construction:** Assembled and tested by skilled American workers.



Figure 1: Powr-Flite NM1600 Millennium Edition Electric Burnisher. This image displays the complete burnisher unit, featuring its blue and black housing, adjustable handle, and power cord. The machine is designed for professional floor polishing.

SETUP

1. **Unpacking:** Carefully remove the burnisher from its packaging. Inspect for any shipping damage.
2. **Handle Assembly:** If the handle is not pre-assembled, attach it securely according to the diagrams provided in the separate assembly guide (if applicable). Ensure all fasteners are tightened.
3. **Pad Installation:**
 - Tilt the machine back until the pad driver is accessible.
 - Center the appropriate burnishing pad onto the pad driver. Ensure the pad is flat and securely attached.
 - Return the machine to its upright position.
4. **Power Connection:** Ensure the machine's power switch is in the "OFF" position. Plug the power cord into a grounded electrical outlet of the correct voltage (refer to specifications).

OPERATING INSTRUCTIONS

1. **Pre-Operation Check:**
 - Verify the correct burnishing pad is installed and in good condition.
 - Inspect the power cord for any signs of wear or damage.
 - Ensure the floor surface is clean and dry before burnishing.
2. **Adjust Handle Height:** Adjust the handle to a comfortable operating height for the user.
3. **Starting the Machine:**
 - With both hands on the handle, depress the thumb-activated safety interlock switch.
 - Simultaneously, engage the main power switch or lever. The pad will begin to rotate.
4. **Burnishing Technique:**
 - Move the burnisher in a steady, overlapping pattern across the floor.
 - Maintain consistent speed and pressure for an even finish.
 - Avoid prolonged operation in one spot to prevent floor damage.
5. **Stopping the Machine:** Release the main power switch or lever, then release the safety interlock switch. The pad will stop rotating.
6. **After Use:** Disconnect the power cord from the outlet.

MAINTENANCE

Regular maintenance ensures optimal performance and extends the life of your burnisher.

- **Daily:**
 - Wipe down the machine with a damp cloth to remove dust and debris.
 - Inspect the power cord for any signs of wear or damage.
 - Check the burnishing pad for wear and replace if necessary.
- **Weekly/As Needed:**
 - Clean the pad driver to remove any accumulated residue.

- Inspect wheels and casters for smooth operation.
- Check all fasteners for tightness.

- **Periodic:**

- Have the machine inspected by qualified service personnel for motor and electrical component checks.

Storage: Store the burnisher in a clean, dry area, away from extreme temperatures and moisture. Coil the power cord neatly.

TROUBLESHOOTING

Problem	Possible Cause	Solution
Machine does not start	Power cord not plugged in Safety interlock not engaged Circuit breaker tripped Damaged power cord	Plug in cord securely Engage safety interlock and power switch simultaneously Reset circuit breaker Inspect and replace damaged cord (contact service)
Poor burnishing results	Worn or incorrect pad Floor not properly cleaned Uneven pressure	Replace pad with appropriate type Ensure floor is clean and dry Adjust operating technique for even pressure
Excessive vibration or noise	Pad not centered Damaged pad driver Loose components	Re-center pad Inspect and replace pad driver Check and tighten all fasteners

SPECIFICATIONS

- **Model:** NM1600
- **Brand:** Powr-Flite
- **RPM:** 1600 RPM
- **Pad Size:** 20 inches
- **Power Source:** Corded Electric
- **Material:** Metal
- **Color:** Blue
- **Included Components:** Polisher
- **Approximate Dimensions (L x W x H):** 19" x 20" x 49" (Note: Package dimensions are 53 x 26 x 22 inches; 95 Pounds, actual product dimensions may vary slightly)
- **Weight:** Approximately 95 Pounds (shipping weight)




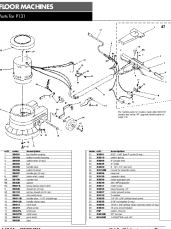

WARRANTY AND SUPPORT

For detailed warranty information, please refer to the official Powr-Flite warranty statement included with your product or visit the official Powr-Flite website. Warranty terms typically cover manufacturing defects for a specified period from the date of purchase.

For technical support, parts, or service inquiries, please contact Powr-Flite customer service. Contact information can usually be found on the product packaging or the official Powr-Flite website.

Manufacturer: Powr-Flite

Related Documents - NM1600

	<p>Powr-Flite NM1600 Ultra High Speed Burnisher Parts List and Schematic</p> <p>Detailed parts list and schematic for the Powr-Flite NM1600 Ultra High Speed Burnisher, including part numbers, quantities, and descriptions. Information provided by Tacony Corporation.</p>
	<p>Powr-Flite Floor Machine Operator's Manual: Standard & High Speed Models</p> <p>Comprehensive operator's manual for Powr-Flite commercial floor machines, including models P201, P171, P131, P201HD, P171HD, P202, P172, P203, P173, P171SD. Covers operation, safety, applications, maintenance, troubleshooting, and Powr HD™ pads.</p>
	<p>Powr-Flite Floor Machine Operator's Manual: Operation, Maintenance, and Safety</p> <p>Comprehensive operator's manual for Powr-Flite commercial floor machines, including models M201-3, M171-3, P131-3, M201HD-3, M171HD-3, M202-3, M172-3, and M171SD-3. Covers essential safety guidelines, operating procedures, maintenance schedules, and troubleshooting tips for optimal performance and longevity.</p>
	<p>Powr-Flite Floor Machine Parts and Diagrams</p> <p>Comprehensive parts list and assembly diagrams for Powr-Flite floor machines, including models P131, P77, P99, P772, P882, P992, P171, P171HD, P171SD, P172, P173, P201, P201HD, P202, and M203.</p>
	<p>Powr-Flite Multiwash 14 PFMW14 Parts List and Schematics</p> <p>This document provides a comprehensive parts list and detailed schematics for the Powr-Flite Multiwash 14 (PFMW14) floor cleaning machine. It includes part numbers, quantities, and descriptions for various components, organized by assembly.</p>

[Powr-Flite Self-Contained Carpet Extractors: Operators Manual and Parts List](#)

This comprehensive operators manual and parts list for Powr-Flite self-contained carpet extractors (Models PFX3S, PFX7S, PFX9S) provides essential safety instructions, operating procedures, maintenance guidelines, and detailed parts breakdowns for commercial floor care.


Documents - Powr-Flite – NM1600



[\[pdf\]](#) User Manual Owner's Manual Instructions Documentation Warranty Accessories Label

OPERATOR S MANUAL Ultra High Speed Burnisher 3 A GROUNDING INSTRUCTIONS This appliance must be grounded If it should malfunction or breakdown grounding provides a path of least resistance for electric current to reduce the risk shock NM1600 Manual powr flite media pf documentation manuals ||| OPERATOR S MANUAL Ultra High Speed Burnisher Model **NM1600** 1600 RPM WARNING: OPERATOR MUST READ AND UNDERSTAND THIS MANUAL COMPLETELY BEFORE OPERATING THIS EQUIPMENT. Tacony, Inc., All rights reserved X8442A16 05/2021 Save These Instructions Your new Powr-Flite Ultra High Speed Burnisher will a...

lang:en score:60 filesize: 1.79 M page_count: 8 document date: 2021-05-21



[\[pdf\]](#) User Manual Instructions Parts List

OPERATOR S MANUAL PARTS LIST Ultra High Speed Burnishers powr flite nm1600 nm2000 floor burnisher operators manual d2z4qs2e3spnc1 cloudfront net product file 2477 OPERATOR S MANUAL PARTS LIST Ultra High Speed Burnishers 1600 RPM Model **NM1600** 2000 RPM Model NM2000 2000 RPM Model NM2000DC WARNING: OPERATOR MUST READ AND UNDERSTAND THIS MANUAL COMPLETELY BEFORE OPERATING THIS EQUIPMENT. Tacony, Inc., All rights reserved X8442A 12-2016 Save These Instructio...

lang:en score:53 filesize: 2.88 M page_count: 10 document date: 2016-12-22


[\[pdf\]](#) User Manual Owner's Manual Instructions Documentation Warranty Accessories Label

ManualPowr Flite 1600 RPM Millennium Edition Burnisher — US Cleaning ToolsNM1600 Manualcdn shopify s files 1 0651 8112 2717 NM1600 Manual v 1750958925 OPERATOR S MANUAL Ultra High Speed Powr FliteYour new Burnisher will afford you many years of trouble free operation satisfaction provided it is given proper carePowr Toolspowr flite media pf documentation manuals srsltid AfmBOoqeB2g1kzxK Cze1M4ld6wXSBKjGu7vvZqreTYFLiiHBf6ykU1kcdn ToolsPowr Flite® Floor 5 HP 20 Pad Rpm NM1600WB239547Mpowr 1750958925static globalindustrial products 25150 global industrial WB239547M FliteOPERATOR careFig APPLICATION The used to achieve and or maintain a high gloss appearance on an established floor finish high Powr NM1600powr Cze1M4ld6wXSBKjGu7vvZqreTYFLiiHBf6ykU1kpowr

AfmBOor1wVbDkpdz1GWB2826Q6F7Ug9UtOdvth9koDpiSVAXpWCVSKYMcdn ||| ||| OPERATOR S MANUAL Ultra High Speed Burnisher Model NM1600 1600 RPM WARNING: OPERATOR MUST READ AND UNDERSTAND THIS MANUAL COMPLETELY BEFORE OPERATING THIS EQUIPMENT. Tacony, Inc., All rights reserved X8442A16 05/2021 Save These Instructions ||| OPERATOR S MANUAL Ultra High Speed Burnisher Model NM1600 1600 RPM WARNING: OPERATOR MUST READ AND UNDERSTAND THIS MANUAL COMPLETELY BEFORE OPERATING THIS EQUIPMENT. Tacony, Inc., All rights reserved X8442A16 05/2021 Save These Instructions ||| OPERATOR S MANUAL Ultra High Speed Burnisher Model NM1600 1600 RPM WARNING: OPERATOR MUST READ AND UNDERSTAND THIS MANUAL COMPLETELY BEFORE OPERATING THIS EQUIPMENT. Tacony, Inc., All rights reserved X8442A16 05/2021 Save These Instructions

OPERATOR S MANUAL Ultra High Speed Burnisher Model **NM1600** 1600 RPM WARNING: OPERATOR MUST READ AND UNDERSTAND THIS MANUAL COMPLETELY BEFORE OPERATING THIS EQUIPMENT. Tacony, Inc., All rights reserved X8442A16 05/2021 Save These Instructions Your new Powr-Flite Ultra High Speed Burnisher will a...


lang:en **score:49** filesize: 1.79 M page_count: 8 document date: 2021-05-21



[\[pdf\]](#) Documentation


NM1600 NM2000 NM2000DC MILL BURN SPEC powr flite media pf documentation spec sheets PERFECT SHINE EVERY TIME Bring the life back to almost any hard-floor surface Millennium Burnishers Item# **NM1600** - NM2000 - NM2000DC Item# NM2000 The top-rated burnishers in the industry for value, performance, and durability. One-piece, all-metal handle housing, tube and trigger assembly for ag...

lang:en **score:45** filesize: 739.47 K page_count: 2 document date: 2017-03-01




[pdf] User Manual Instructions

X8442A Manual FVpowr flite amfile file 290 product 25945 Powr Flite 2000 RPM Millennium Edition Dust Control Burnisher — US Cleaning ToolsX8442A FVX8442A FVcdn shopify s files 1 0651 8112 2717 FV v 1750960819powr ||| ||| OPERATOR S MANUAL Ultra High Speed Burnishers 1600 RPM Model NM1600 2000 RPM Model NM2000 2000 RPM Model NM2000DC WARNING: OPERATOR MUST READ AND UNDERSTAND THIS MANUAL COMPLETELY BEFORE OPERATING THIS EQUIPMENT. Tacony, Inc., All rights re
OPERATOR S MANUAL Ultra High Speed Burnishers 1600 RPM Model **NM1600** 2000 RPM Model NM2000 2000 RPM Model NM2000DC WARNING: OPERATOR MUST READ AND UNDERSTAND THIS MANUAL COMPLETELY BEFORE OPERATING THIS EQUIPMENT. Tacony, Inc., All rights reserved X8442A 03/2020
Save These Instructions Your new...
lang:en score:45 filesize: 1.41 M page_count: 6 document date: 2020-03-05



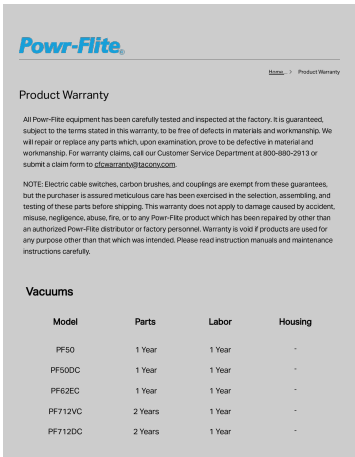
[pdf] User Manual Instructions Documentation

OPERATORS MANUAL Ultra High Speed Burnishers WARNING OPERATOR MUST READ AND UNDERSTAND THIS 2000 RPM Model NM2000 NM2000DC X8442A 03 2020 2 Your new Powr Flite Burnisher will afford you many years of trouble free operating satisfaction provided it is given proper care Prior to packaging your A Tacony Company 3101 Wichita Court Fort Worth TX 76140 1755 98631 Manual FV northerntool images manuals powr flite media pf documentation
OPERATOR S MANUAL Ultra High Speed Burnishers 1600 RPM Model **NM1600** 2000 RPM Model NM2000 2000 RPM Model NM2000DC WARNING: OPERATOR MUST READ AND UNDERSTAND THIS MANUAL COMPLETELY BEFORE OPERATING THIS EQUIPMENT. Tacony, Inc., All rights reserved X8442A 03/2020
Save These Instructions Your new...
lang:en score:44 filesize: 1.41 M page_count: 6 document date: 2020-03-05




[Powr-Flite NM1600 Ultra High Speed Burnisher Parts List and Schematic](#)

Detailed parts list and schematic for the Powr-Flite NM1600 Ultra High Speed Burnisher, including part numbers, quantities, and descriptions. Information provided by Tacony Corporation.
lang:en score:42 filesize: 416.43 K page_count: 5 document date: 2021-05-21



[pdf] Instructions Warranty

powr flite product warranty webstaurantstore documents |||
Product Warranty Home Product Warranty All Powr-Flite equipment has been carefully tested and ins ... Years 10 Years 10 Years - Burnishers Model C1600-3 Parts 1 Year Labor 1 Year Housing - Model **NM1600** NM2000 NM2000DC Parts 1 Year 1 Year 1 Year Labor 1 Year 1 Year 1 Year Housing 10 Years 10 ...
lang:en score:37 filesize: 687.86 K page_count: 8 document date: 2023-01-06



[pdf] Warranty

Microsoft Word Document1 emccullough Product Warranty Webstaurant StoreAll Powr Flite equipment has been carefully tested and inspected at the factory It is guaranteed subject to terms stated in this warranty powr flite product warrantywebstaurantstore documents powr srsltid AfmBOorNRrFr9jB9l3WJK7MYtqryRBdfmluK6pRlXPYbYsVO6JAY9n9 ||| Product Warranty All Powr-Flite equipment has been carefully tested and inspected at the factory. It ... 10 Years Housing 10 Years Model NM171SD NM201HD NM202 ORB1420 DCORB1420 Burnishers Model C1600-3 **NM1600** NM2000 NM2000DC Parts 1 Year 1 Year 1 Year 1 Year 1 Year Parts 1 Year 1 Year 1 Year 1 Year ... lang:en score:35 filesize: 759.31 K page_count: 10 document date: 2023-09-12

[pdf] Owner's Manual Warranty

Sherry Leitl Powr Flite Commercial Limited Warranty Verbiage FINAL Updated 3 13 2024 powr flite media wysiwyg PE010 G03 U SPOTTER 3G W STRETCH HOSE DETAIL TOOL 2 years 10 Roto 1 year PS35 5 GAL 120V 10 Powr 2024Powr 2024powr srsltid AfmBOooUKCr56nHQzN7x7v8WTF6Y7YvGYnIM9pGSMQkSRKyZRMQ5z88powr 10 Warranty for battery units starts at 6 months after distributor purchase 7 All replacement parts will carry a 90 day warranty against manufacturer defectsPowr AfmBOorUqt6xWSr4PrPI 1RZvYx3 VlbKCyDHI6iebgJSWaulAITosNAPowr ||| ||| Powr-Flite Commercial Limited Warranty Powr-Flite warrants that, from the date of purchase until the expiration of the warranty period set forth for your product, the product shall be free from defects in material and workmanship when it is Powr-Flite Commercial Limited Warranty Powr-Flite warrants that, from the date of purchase until the ... RB1420 DUST CONTROL ORBITAL FLOOR MACHINE 14X20 Part 1 year 1 year Charger BURNISHERS C1600-3 **NM1600** CLASSIC 1600 RPM BURNISHER METAL HOUSING 1 year 1 year MNEEWTAMLIHLLAENNDILUEM 1600 RPM BU... lang:en score:34 filesize: 241.94 K page_count: 6 document date: 2024-03-13

[pdf]

null©Tacony Inc All rights reserved PERFECT SHINE EVERY TIME Bring the life back to almost any hard floor surface! Millenium Burnishers Item NM1600 NM2000 NM2000DC The top rated burnishers in industry for value performance and durability One piece all metal handle housing tube trigger assembly aggressive cleaning Floating easy operation with safety start up lockout Full pad contact no compensating caster Flexible driver Patented on Adobe InDesign CC 2017 Macintosh Powr Flite® Floor Burnisher 1 5 HP 20 Pad 1600 Rpm Speed NM1600WB239547SSstatic globalindustrial products 25150 global industrial WB239547SS ||| PERFECT SHINE EVERY TIME Bring the life back to almost any hard-floor surface Millenium Burnishers Item# **NM1600** - NM2000 - NM2000DC Item# NM2000 The top-rated burnishers in the industry for value, performance, and durability. One-piece, all-metal handle housing, tube and trigger assembly for ag... lang:en score:33 filesize: 737.36 K page_count: 2 document date: 2024-08-06





[\[pdf\]](#) User Manual Instructions Parts List Documentation

NM1600 NM2000 NM2000DC Parts List powr flite media pf documentation parts lists

PARTS LIST Ultra High Speed Burnishers 1600 RPM Model **NM1600** 2000 RPM Model NM2000 2000 RPM Model NM2000DC WARNING: OPERATOR MUST READ AND UNDERSTAND THIS MANUAL COMPLETELY BEFORE OPERATING THIS EQUIPMENT. Tacony Corporation, All rights reserved Save These1Instructions X8442AP 03/2020 SCHEMATIC...

lang:en score:32 filesize: 1006.71 K page_count: 8 document date: 2020-03-05



[\[pdf\]](#) Documentation

Spec SheetPowr Flite 2000 RPM Millennium Edition Dust Control Burnisher — US Cleaning

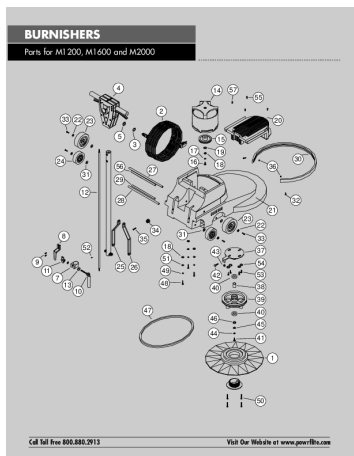
ToolsNM1600 NM2000 NM2000DC MILL BURN SPECcdn shopify s files 1 0651 8112 2717 NM1600

SPEC v 1750958924 MilleniumBurnishers Powr FliteSpec SheetOne piece all metal handle housing tube and trigger assembly for aggressive cleaning Floating easy operation with safety start up lockoutPowr SPECNM1600 SPECpowr flite media pf documentation spec sheets srsltid AfmBOoql

Hv8ai8i4HW619BPSKQKVqzUEFwpJ AurY8xKJ8xuOvPs5jfdn |||

PERFECT SHINE EVERY TIME Bring the life back to almost any hard-floor surface Millennium Burnishers Item# **NM1600** - NM2000 - NM2000DC Item# NM2000 The top-rated burnishers in the industry for value, performance, and durability. One-piece, all-metal handle housing, tube and trigger assembly for ag...

lang:en score:29 filesize: 739.47 K page_count: 2 document date: 2017-03-01



[\[pdf\]](#)

NM1600 2000DC NM SERIESBurnishers Powr Flite Parts Manuals M1200 M2000 schematic

monsterjanitorial powrflite floor machine parts burnishers |||

BURNISHERS Parts for M1200, M1600 and M2000 33 22 23 24 31 12 8 52 9 11 7 13 10 4 2 5 3 56 27 29 14 57 55 15 17 19 16 18 20 30 36 28 34 35 31 18 51 25 26 49 48 32 21 23 22 33 43 37 54 42 53 40 38 39 47 40 46 45 44 41 1 Call Toll Free 800.880.2913 50 Visit Our W...

lang:en score:28 filesize: 129.31 K page_count: 2 document date: 2009-01-19




[\[pdf\]](#)


Bring the life back to almost any Floating handle for easy operation with safety start up lockout Full pad floor contact no compensating caster Flexible driver The completely enclosed motor and exposed wires means longer lasting durability access quick maintenance 1600 2000 rpm burnisher scene7 samsclub is content

PERFECT SHINE EVERY TIME Bring the life back to almost any hard-floor surface Millennium Burnishers Item# **NM1600** - NM2000 - NM2000DC Item# NM2000 The top-rated burnishers in the industry for value, performance, and durability. One-piece, all-metal handle housing, tube and trigger assembly for ag...

lang:en score:25 filesize: 733.4 K page_count: 2 document date: 2017-09-29



Warranty Information			
Vacuums			
Model	Parts	Labor	Housing
PF50	1 Year	1 Year	-
PF50DC	1 Year	1 Year	-
PF62EC	1 Year	1 Year	-
PF712VC	2 Years	1 Year	-
PF712DC	2 Years	1 Year	-
PF716VC	2 Years	1 Year	-
PF82DC	2 Years	1 Year	-
PF82HF	2 Years	1 Year	-
PF99	2 Years	1 Year	-
PF14	2 Years	1 Year	-
PF18	2 Years	1 Year	-
PF28SV	2 Years	1 Year	-
PF2030	2 Years	1 Year	10 Years
PV610-Q10-U	1 Year	1 Year	-



[Powr-Flite Commercial Limited Warranty - Terms and Conditions](#)

Comprehensive details on the Powr-Flite commercial limited warranty, including coverage, exclusions, claim procedures, and model-specific warranty durations for cleaning equipment.

lang:en score:23 filesize: 221.37 K page_count: 6 document date: 2024-01-24

[\[pdf\] Accessories](#)

Id 57367 Name NM1600 Cover Shot PageCount 2 PageStart 3 Type 1203 High Speed Accessories and Consumables 5 4259 Main Assembly 4 7 Powr flite Parts Manuals — DC Equipmentcdn shopify s files 1 0588 4634 7351 v 1726591327 |||

...

lang:en score:20 filesize: 1.11 M page_count: 10 document date: 2024-09-17

[\[pdf\] Warranty](#)

Warranty Statement Powr Flite PF28SV Wide Area Vacuum 28 — SweepScrub Information v

1701711388 cdn shopify s files 1 0094 9092 |||

12/4/23, 11:33 AM Warranty Information Vacuums Model PF50 PF50DC PF62EC PF712VC PF712DC PF716VC PF ... 12/4/23, 11:33 AM Model NM171HD NM171SD NM201HD NM202 ORB1420 DCORB1420 Burnishers Model C1600-3 **NM1600** NM2000 NM2000DC Spotters Model PE010-G03-U <https://www.powr-flite.com/warranty-info> Parts 1 ...

lang:en score:19 filesize: 819.11 K page_count: 7 document date: 2023-12-04

[\[pdf\] Accessories Catalog](#)

Human Person Commercial Floor Care EquipmentScalzo Supply Cleaning Products and EquipmentPowr Flite Product Catalogcdn shopify s files 1 0280 5471 6480 Powr Catalog v 1695748097 |||

32nd EDITION Product Catalog 800-880-2913 HARD FLOOR CARPET RESTORATION ACCESSORIES Fast Shippin ... mplete with flexible pad driver POWR-FLITE BURNISHERS ITEM# PAD SPEED MOTOR C1600-3 1600 RPM **NM1600** NM2000 1600 RPM 2000 RPM 1.5 hp NM2000DC 2000 RPM X8862 replacement flexible pad driver ...

lang:en score:19 filesize: 9.23 M page_count: 48 document date: 2021-12-16

