

MUSTANG 1139630/259

MUSTANG Women's Biker Boots User Manual

Model: 1139630/259

INTRODUCTION

This manual provides essential information for the proper use, care, and maintenance of your MUSTANG Women's Biker Boots, model 1139630/259. These boots are designed for comfort and durability, featuring high-quality synthetic leather and a warm inner lining, making them suitable for various conditions.

Key features include:

- Elegant lace-up design
- Synthetic leather with authentic grain texture
- Functional eyelet laces and convenient side zippers
- Subtle label applications
- Durable profiled rubber sole

SETUP AND FIRST USE

Upon receiving your MUSTANG Women's Biker Boots, please follow these steps for initial preparation:

1. **Unpacking:** Carefully remove the boots from their packaging. Inspect them for any visible damage or manufacturing defects.
2. **Initial Inspection:** Check the laces, zippers, and sole for proper functionality and integrity.
3. **First Wear:** Before extended use, wear the boots for a short period indoors to ensure a comfortable fit. The warm inner lining will conform to your foot over time.



Image: Front view of the MUSTANG Women's Biker Boots, showcasing the lace-up design and decorative zipper.

OPERATING AND USAGE

These boots are designed for ease of use and comfort. Follow these guidelines for optimal wear:

- **Donning the Boots:** Utilize the inner zipper for convenient and quick donning and removal. The laces can be adjusted for a personalized fit, but the zipper allows for easy entry once the laces are set.
- **Lacing:** Adjust the laces to achieve a snug yet comfortable fit around your ankle and foot. Ensure the laces are securely tied to prevent tripping hazards.
- **Walking Surface:** The profiled synthetic outsole provides good traction on various surfaces. While suitable for general outdoor use, exercise caution on extremely slippery or uneven terrain.



Image: Side view of the boot, highlighting the functional side zipper for easy wear.



Image: Opposite side view of the boot, showing the lace-up detail.

MAINTENANCE AND CARE

Proper care will extend the life and appearance of your MUSTANG Women's Biker Boots:

- **Cleaning:**
 - For synthetic leather, wipe clean with a damp cloth. For stubborn dirt, use a mild soap solution and a soft brush, then wipe clean.
 - Do not use harsh chemicals, solvents, or abrasive cleaners, as these can damage the material.
 - Clean the soles regularly to remove dirt and debris, which can affect traction.
- **Drying:** Allow boots to air dry naturally at room temperature. Do not expose them to direct heat sources like radiators or direct sunlight, as this can cause the material to crack or deform.
- **Storage:** Store boots in a cool, dry place away from direct sunlight. To maintain their shape, you may use boot shapers or stuff them with newspaper.
- **Zipper Care:** Keep zippers clean and free of debris. If a zipper becomes stiff, a small amount of zipper lubricant or wax can be applied.



Image: Top-down view of the boot, illustrating the warm inner lining and lacing system.

TROUBLESHOOTING

This section addresses common issues you might encounter with your boots:

Problem	Possible Cause	Solution
Boots feel too tight or loose.	Laces are not adjusted correctly.	Adjust the laces to achieve a comfortable fit. Ensure the inner zipper is fully closed.
Squeaking sound when walking.	Could be due to new materials rubbing or moisture.	Allow boots to break in. Ensure boots are completely dry. A light application of talcum powder under the insole might help.
Zipper is stiff or stuck.	Dirt/debris in zipper teeth or lack of lubrication.	Clean zipper teeth with a small brush. Apply a small amount of zipper lubricant, wax, or even a pencil lead to the teeth.
Sole appears worn quickly.	Heavy use on abrasive surfaces or improper walking gait.	While the sole is durable, excessive friction will cause wear. Consider rotating with other footwear for daily use.



Image: Underside view of the boot, showing the profiled rubber sole designed for traction.

SPECIFICATIONS

Specification	Detail
---------------	--------



Specification	Detail
Brand	MUSTANG
Model Number	1139630/259
Product Dimensions (L x W x H)	1 x 1 x 1 cm; 200 grams
Manufacturer	Mustang
ASIN	B071DWDP5L
Department	Women
Fabric Type	100 % polyurethane
Sole Material	Synthetic
Shaft Height	Kurzschacht (Short Shaft)
Shaft Circumference	26 Centimeters
Date first available on Amazon.com.be	July 8, 2022
No longer produced by the manufacturer	No





WARRANTY AND SUPPORT

Information regarding specific warranty terms or direct customer support contacts for this product is not provided in the available data. Please refer to the retailer's return policy or the manufacturer's official website for warranty details and support options. For general inquiries or assistance, you may contact the point of purchase or visit the official Mustang brand website.

© 2024 MUSTANG. All rights reserved.
This manual is for informational purposes only.

Related Documents - 1139630/259

	<p>Mustang 2044 & 2054 Skid-Steer Loader Operator's Manual</p> <p>Comprehensive operator's manual for the Mustang 2044 and 2054 Skid-Steer Loaders, covering safety, operation, maintenance, and specifications. Essential guide for safe and efficient use.</p>
	<p>Mustang AirBass Earbuds User Manual and Guide</p> <p>Comprehensive guide to using your Mustang AirBass TWS Bluetooth Earbuds, covering setup, features, touch controls, connectivity, and maintenance.</p>

 <p>MUSTANG 636514</p> <p>Official user manual and assembly guide for the Mustang 636514 Cold Smoking Cabinet. Learn how to assemble, use, and maintain your Mustang smoker for delicious food. Find parts lists and contact information.</p>	<p>Mustang 636514 Cold Smoking Cabinet User Manual and Assembly Guide</p> <p>Official user manual and assembly guide for the Mustang 636514 Cold Smoking Cabinet. Learn how to assemble, use, and maintain your Mustang smoker for delicious food. Find parts lists and contact information.</p>
 <p>MUSTANG 233282 / 233285</p> <p>Comprehensive user manual and safety instructions for the Mustang Ring Burner, covering operation, maintenance, and gas connection for models 233282 and 233285. Includes multilingual support.</p>	<p>Mustang Ring Burner User Manual and Safety Instructions</p> <p>Comprehensive user manual and safety instructions for the Mustang Ring Burner, covering operation, maintenance, and gas connection for models 233282 and 233285. Includes multilingual support.</p>
 <p>MUSTANG SHELBYVILLE 4+1</p> <p>Comprehensive assembly and operating manual for the Mustang Shelbyville 4+1 gas grill, providing detailed instructions, safety guidelines, and maintenance tips from Tammer Brands Oy.</p>	<p>Mustang Shelbyville 4+1 Gas Grill: Assembly and Operating Instructions</p> <p>Comprehensive assembly and operating manual for the Mustang Shelbyville 4+1 gas grill, providing detailed instructions, safety guidelines, and maintenance tips from Tammer Brands Oy.</p>
 <p>MUSTANG 650 W</p> <p>This document provides comprehensive user instructions, safety guidelines, assembly steps, troubleshooting tips, and warranty information for the Mustang Electric Smoker 650 W. It covers essential operating procedures and maintenance advice for optimal use.</p>	<p>Mustang Electric Smoker 650 W User Manual and Safety Guide</p> <p>This document provides comprehensive user instructions, safety guidelines, assembly steps, troubleshooting tips, and warranty information for the Mustang Electric Smoker 650 W. It covers essential operating procedures and maintenance advice for optimal use.</p>