

Manuals+

[Q & A](#) | [Deep Search](#) | [Upload](#)

[manuals.plus](#) /

› [Hot Spring](#) /

› [Hot Spring Spas Accolade Freshwater Ag+ Continuous Silver Ion Cleaner 71325-3 Pack User Manual](#)

Hot Spring 71325-3 Pack

Hot Spring Spas Accolade Freshwater Ag+ Continuous Silver Ion Cleaner

Brand: Hot Spring | Model: 71325-3 Pack

INTRODUCTION

This manual provides essential information for the proper use and maintenance of the Hot Spring Spas Accolade Freshwater Ag+ Continuous Silver Ion Cleaner. This product is designed as a replacement for use in Hot Spring, Tiger River, Hotspot, Solana, and Limelight hot tubs. It is formulated to last approximately four months, simplifying spa management and contributing to a halogen-free water environment. Additionally, it enhances the performance of ozone systems.

SAFETY INFORMATION

- Always read and follow all instructions carefully before use.
- Keep this product out of reach of children and pets.
- Do not ingest the product. In case of ingestion, seek immediate medical attention.
- Avoid contact with skin and eyes. In case of contact, rinse thoroughly with water.
- Store in a cool, dry place, away from direct sunlight and incompatible materials.
- Ensure proper ventilation when handling the product.

PRODUCT OVERVIEW

The Hot Spring Spas Accolade Freshwater Ag+ Continuous Silver Ion Cleaner is a cartridge-based system designed to continuously release silver ions into your spa water. These ions work to sanitize the water, reducing the need for traditional halogen-based sanitizers.



Image: Three individual retail packages of the Freshwater Mineral Spa Sanitizer, each containing a cartridge. This illustrates the product as it is typically sold in a multi-pack.

It is crucial to use only genuine Hot Spring Freshwater Ag+ cartridges. Using incompatible or non-approved parts can lead to improper water sanitation and potential damage to your spa system.



Image: An example of an incompatible or incorrect spa part, clearly marked with a red circle and slash, signifying that this type of component should NOT be used with your Hot Spring spa system. Always ensure you are using the correct replacement parts.

SETUP AND INSTALLATION

1. **Identify Cartridge Location:** Locate the designated slot or filter standpipe in your Hot Spring, Tiger River, Hotspot, Solana, or Limelight hot tub where the silver ion cartridge is to be inserted. Refer to your specific spa model's owner's manual for precise location if unsure.
2. **Remove Old Cartridge (if applicable):** If replacing an existing cartridge, carefully remove the old unit from its housing. Dispose of the old cartridge according to local regulations.
3. **Insert New Cartridge:** Gently insert the new Hot Spring Freshwater Ag+ Continuous Silver Ion Cleaner cartridge into the designated slot. Ensure it is seated firmly and correctly. Do not force the cartridge into place.
4. **Initial Operation:** Once installed, the cartridge will begin to release silver ions into the spa water. It is recommended to run your spa's filtration cycle as usual to help distribute the silver ions throughout the water.

OPERATING INSTRUCTIONS

The Freshwater Ag+ Continuous Silver Ion Cleaner operates passively once installed. Its primary function is to continuously release silver ions into the spa water, which act as a sanitizer. This system is designed to work in conjunction with your spa's existing filtration and ozone (if equipped) systems to maintain clean and clear water.

- The cartridge is designed for continuous operation over a period of four months.
- While the silver ion system reduces the need for high levels of halogen sanitizers (like chlorine or bromine), it is still important to regularly test your spa water and maintain proper water balance (pH, alkalinity, calcium hardness).
- Consult your spa's owner's manual for recommended water chemistry parameters and testing frequency.

MAINTENANCE

The Hot Spring Spas Accolade Freshwater Ag+ Continuous Silver Ion Cleaner cartridge has a lifespan of approximately four months. Regular replacement is crucial to ensure effective and continuous water sanitation.

- **Replacement Schedule:** Replace the cartridge every four months. Marking the installation date on the cartridge or in a maintenance log can help you remember the replacement schedule.
- **Water Testing:** Continue to regularly test your spa water for proper balance and sanitizer levels, even with the silver ion system in place. Adjust water chemistry as needed.
- **Filter Cleaning:** Ensure your spa's main filter cartridges are regularly cleaned and replaced as per your spa manufacturer's recommendations to maintain optimal water flow and filtration efficiency.

TROUBLESHOOTING

If you experience issues with water quality while using the Freshwater Ag+ Continuous Silver Ion Cleaner, consider the following:

- **Cloudy Water:**
 - Check if the cartridge is due for replacement (every four months).
 - Ensure your spa's main filter is clean and not clogged.
 - Verify water balance (pH, alkalinity, calcium hardness) and adjust if necessary.
 - Consider shocking the spa water with a non-chlorine shock if organic contaminants are present.
- **Low Sanitizer Levels:**
 - Confirm the cartridge is not expired and has been replaced within the last four months.
 - Ensure proper water circulation and filtration.

- The silver ion system works to reduce the need for halogens, but supplemental sanitization may be required based on bather load and usage.

- **Unusual Odors:**

- Test water chemistry. Odors can indicate imbalanced water or the presence of contaminants.
- Ensure proper ventilation around the spa.

For persistent issues, consult your Hot Spring Spas dealer or a qualified spa technician.






SPECIFICATIONS

Feature	Detail
Product Name	Hot Spring Spas Accolade Freshwater Ag+ Continuous Silver Ion Cleaner
Model Number	71325-3 Pack
Brand	Hot Spring
Compatibility	Hot Spring, Tiger River, Hotspot, Solana, Limelight hot tubs
Product Dimensions	8 x 8 x 8 inches (approximate for pack)
Item Weight	15 ounces (approximate for pack)
Manufacturer	Watkins
Item Form	Tablet (referring to the active ingredient form within the cartridge)
Product Benefits	Kills Bacteria, Prevents Stains, Lowers pH, Reduces Chlorine Odor
Unit Count	3 Count (for the pack)
Lifespan	Approximately 4 months per cartridge

WARRANTY AND SUPPORT

Specific warranty information for the Hot Spring Spas Accolade Freshwater Ag+ Continuous Silver Ion Cleaner is typically provided at the point of purchase or within the product packaging. Please retain your proof of purchase for any warranty claims.

For technical support, product inquiries, or to locate an authorized dealer, please refer to the official Hot Spring Spas website or contact their customer service directly. Contact information is usually available on the product packaging or the manufacturer's official website.

 <p>COLLECTION HOT SPOT™</p> <p>SX</p> <p>Dimensions: 6'0" x 6'0" x 6'0" (183 x 183 x 183 cm)</p> <p>Weight: 220 lbs (100 kg)</p> <p>Capacity: 3-4 people</p> <p>Options: FreshWater® salt system, high-density FiberCor® insulation, and a range of customizable shell, cabinet, and cover colors.</p>	<p>Hot Spring Hot Spot SX Spa: Features, Specifications, and Color Options</p> <p>Explore the Hot Spring Hot Spot SX spa, a 3-person hot tub featuring 18 custom jets, optional FreshWater® salt system, high-density FiberCor® insulation, and a range of customizable shell, cabinet, and cover colors.</p>
 <p>WELCOME TO HAVEN™ SERIES</p> <p>Check Installation</p> <p>230V Conversion and Installation Guide</p>	<p>Limelight Beam Hot Tub: 230V Conversion and Installation Guide</p> <p>Comprehensive guide for installing and converting the Limelight Beam hot tub to 230V, covering electrical requirements, site preparation, delivery access, and specifications from Allen Pools & Spas.</p>
 <p>COLLECTION LIMELIGHT™</p> <p>MANUEL D'UTILISATION 2025</p>	<p>Manuel d'Utilisation Hot Spring Collection Limelight 2025</p> <p>Guide complet pour l'installation, le fonctionnement, l'entretien et le dépannage des spas Hot Spring Collection Limelight 2025, incluant les modèles Prism, Pulse, Flash, Flair et Beam.</p>
 <p>2025</p> <p>PRODUCT KNOWLEDGE GUIDE</p> <p>5th EDITION</p>	<p>Hot Spring 2025 Product Knowledge Guide: Explore Spa Collections and Cold Plunge</p> <p>Discover the Hot Spring 2025 Product Knowledge Guide, detailing the Highlife, Limelight, and Hot Spot spa collections, the Vigor Cold Plunge, and their features. Learn about hydrotherapy, energy efficiency, water care, and quality.</p>
 <p>HOT SPOT™ COLLECTION</p> <p>2025 Owner's Manual</p>	<p>Hot Spring Hot Spot Collection 2025 Owner's Manual: Installation, Operation, and Maintenance Guide</p> <p>Comprehensive owner's manual for the 2025 Hot Spring Hot Spot Collection spas, covering models RELAY, RHYTHM, PACE, STRIDE, SX, and TX. Provides essential information on safety, operation, water care, maintenance, and troubleshooting.</p>

Comprehensive pre-delivery instructions for Hot Spring's Hot Spot Collection spas, covering site selection, delivery access, ground preparation, and electrical requirements for models like Relay, Rhythm, Pace, Stride, SX, and TX.