

ECOXGEAR 4330365432

ECOXGEAR EcoSlate Waterproof Bluetooth Speaker Instruction Manual

Model: 4330365432 | Brand: ECOXGEAR

INTRODUCTION

The ECOXGEAR EcoSlate is a rugged, waterproof Bluetooth speaker designed for outdoor adventures and everyday use. It features powerful audio output, dual passive sub-woofers for enhanced bass, and an IP68 waterproof rating, allowing it to be fully submersible. The EcoSlate also includes a built-in 200 Lumen lantern flashlight and the ECOCONNECT feature for wireless stereo pairing with another EcoSlate speaker. Its durable design is UV protected and dirt/dust proof, ensuring reliability in various environments.



Figure 1: The ECOXGEAR EcoSlate Waterproof Bluetooth Speaker. This image shows the front grille and the durable, black housing with textured sides and corner bumpers.

PACKAGE CONTENTS

Verify that all items are present in the package:

- ECOXGEAR EcoSlate Speaker
- Integrated Flashlight
- Corner Bumpers (pre-installed)
- USB Charging Cable
- Auxiliary Audio Cable
- User Manual (this document)

SETUP

1. Charging the Device

Before initial use, fully charge your EcoSlate speaker. The built-in rechargeable Lithium Ion battery provides up to 12 hours of music playback on a full charge.

1. Locate the charging port, typically protected by a waterproof seal.

2. Open the seal and connect the provided USB charging cable to the EcoSlate and to a USB power source (e.g., wall adapter, computer USB port).
3. The charging indicator light will illuminate. Once fully charged, the light will change or turn off.
4. Ensure the waterproof seal is securely closed after charging to maintain water resistance.

2. Initial Power On

To power on your EcoSlate speaker:

- Press and hold the Power button located on the control panel until you hear an audible indication or see the power indicator light illuminate.

OPERATING INSTRUCTIONS

1. Bluetooth Pairing

Connect your EcoSlate to a Bluetooth-enabled device (smartphone, tablet, etc.) for wireless audio streaming.

1. Ensure the EcoSlate is powered on and in Bluetooth pairing mode (indicated by a flashing Bluetooth light). If not, press the Bluetooth button to activate pairing mode.
2. On your device, navigate to the Bluetooth settings.
3. Select "ECOXGEAR EcoSlate" from the list of available devices.
4. Once connected, the Bluetooth indicator light on the EcoSlate will become solid, and you will hear a confirmation tone.

2. ECOCONNECT Feature (Wireless Stereo Pairing)

The ECOCONNECT feature allows you to wirelessly connect two EcoSlate speakers for a true stereo sound experience.

1. Ensure both EcoSlate speakers are powered on and not connected to any Bluetooth device.
2. On the first EcoSlate (primary speaker), press the ECOCONNECT button. The ECOCONNECT indicator light will flash.
3. On the second EcoSlate (secondary speaker), press the ECOCONNECT button. The ECOCONNECT indicator light will flash.
4. The speakers will automatically search for and connect to each other. Once connected, the ECOCONNECT indicator lights on both speakers will become solid.
5. Now, connect your Bluetooth device to the primary EcoSlate speaker as described in the "Bluetooth Pairing" section. Audio will play through both speakers in stereo.

3. Using the Lantern Flashlight

The EcoSlate features an integrated 200 Lumen lantern flashlight.

- Press the Flashlight button to turn the light on.
- Press the Flashlight button again to cycle through different brightness modes or turn it off.

4. Audio Playback via AUX Input

For devices without Bluetooth, use the auxiliary audio input.

- Locate the AUX input port, typically protected by a waterproof seal.
- Open the seal and connect a 3.5mm auxiliary audio cable from your audio source to the EcoSlate's AUX input.

- The speaker will automatically switch to AUX input mode.
- Ensure the waterproof seal is securely closed after use.

MAINTENANCE

Proper care ensures the longevity and performance of your EcoSlate speaker.

- **Cleaning:** Use a soft, damp cloth to clean the speaker. Avoid abrasive cleaners or solvents. For saltwater exposure, rinse thoroughly with fresh water after use.
- **Waterproof Seals:** Always ensure all port covers and seals are clean and securely closed before exposing the speaker to water. Sand or debris can compromise the seal.
- **Storage:** Store the speaker in a cool, dry place when not in use. Avoid prolonged exposure to extreme temperatures.
- **Battery Care:** To maintain battery health, avoid fully discharging the battery frequently. Charge the speaker regularly, even if not in constant use.

TROUBLESHOOTING

If you encounter issues with your EcoSlate speaker, refer to the following common solutions:

Problem	Possible Cause / Solution
Speaker does not power on.	Battery may be depleted. Charge the speaker fully. Ensure the power button is pressed and held sufficiently.
Cannot pair via Bluetooth.	Ensure the speaker is in pairing mode (flashing Bluetooth light). Make sure Bluetooth is enabled on your device. Move the speaker closer to your device. Forget "ECOXGEAR EcoSlate" from your device's Bluetooth list and try pairing again. Restart both the speaker and your device.
Sound distortion or low volume.	Adjust volume on both the speaker and your connected device. Ensure the speaker is fully charged. Move closer to the Bluetooth source to avoid interference. If using AUX, ensure the cable is fully inserted and not damaged.
ECOCONNECT pairing issues.	Ensure both speakers are not connected to any other Bluetooth device before attempting ECOCONNECT. Power both speakers off and on, then try ECOCONNECT pairing again. Ensure speakers are within close proximity during pairing.

SPECIFICATIONS

Feature	Detail
Model Name	EcoSlate

Feature	Detail
Speaker Type	Subwoofer
Special Feature	Waterproof
Recommended Uses For Product	For Music Players
Compatible Devices	MP3 Player, Smartphone, Tablet
Surround Sound Channel Configuration	2.1
Is Waterproof	True (IP68 certified)
Control Method	Touch
Wireless Communication Technology	Bluetooth
Speaker Size	3.5 Millimeters
Power Source	Battery Powered (Built-in Lithium Ion)
Water Resistance Level	Waterproof
Audio Driver Type	Dynamic Driver
Manufacturer	ECOXGEAR
Product Dimensions	8.8 x 2.5 x 5.5 inches
Item Weight	2.84 pounds
Item model number	4330365432
Speaker Maximum Output Power	20 Watts (10W x2)
Connectivity Technology	Auxiliary, Bluetooth
Audio Output Mode	Stereo
Mounting Type	Tabletop Mount
Battery Life	Up to 12 hours (Bluetooth/AUX)
Flashlight Output	200 Lumen

WARRANTY INFORMATION






The ECOXGEAR EcoSlate speaker comes with a **Limited Warranty**. For specific terms and conditions, including warranty duration and coverage details, please refer to the warranty card included with your product or visit the official ECOXGEAR website. Keep your proof of purchase for warranty claims.

SUPPORT

For further assistance, technical support, or inquiries not covered in this manual, please contact ECOXGEAR customer service. Contact information can typically be found on the ECOXGEAR official website or on the product packaging.

Online Resources: Visit the official ECOXGEAR website for FAQs, updated manuals, and product registration.

Related Documents - 4330365432

	<p>ECOXGEAR EcoSlate GDI-EXSLT800 User Guide</p> <p>Comprehensive user guide for the ECOXGEAR EcoSlate portable Bluetooth speaker (Models: GDI-EXSLT800-820), covering setup, operation, Bluetooth pairing, EcoConnect features, specifications, and safety information.</p>
	<p>ECOXGEAR SoundExtreme SE18 Powersports Amplified Soundbar User Guide</p> <p>Comprehensive user guide for the ECOXGEAR SoundExtreme SE18 Powersports Amplified Soundbar, covering setup, operation, controls, troubleshooting, and specifications.</p>
<p>Defender Waterproof Outdoor Speaker Model: GDI-EXDFM100...22</p>  <p>User Guide (V2)</p>	<p>ECOXGEAR Defender Waterproof Outdoor Speaker User Guide</p> <p>User guide for the ECOXGEAR Defender Waterproof Outdoor Speaker, detailing features, functionality, controls, and connections. Learn about its rugged design, IP67 rating, 100W audio, ecoEQ modes, EcoCast wireless audio, LED lighting, and more.</p>
<p>EcoExtreme 2 Models: GDI-EXXW210...220</p>  <p>User Guide</p>	<p>EcoExtreme 2 User Guide - ECOXGEAR</p> <p>User guide for the ECOXGEAR EcoExtreme 2 speaker, covering quick start, controls, waterproof features, setup, Bluetooth pairing, Zello app integration, specifications, and safety information.</p>
<p>EcoBoulder MAX Waterproof Outdoor Speaker</p>  <p>User Guide</p>	<p>EcoBoulder MAX Waterproof Outdoor Speaker User Guide</p> <p>This user guide provides comprehensive instructions for the EcoBoulder MAX waterproof outdoor speaker, covering safety information, connections, power, operations, troubleshooting, and specifications. Learn how to connect and power the device, pair Bluetooth devices, use AM/FM radio, adjust volume and EQ settings, utilize EcoCast for multi-speaker broadcasting, and understand its waterproof capabilities.</p>

Defender
Waterproof Outdoor Speaker
Model: ECO-DEFENDER 100W



User Guide

[ECOXGEAR Defender Waterproof Outdoor Speaker: User Guide & Features](#)

Explore the ECOXGEAR Defender, a rugged, 100W waterproof and dustproof outdoor speaker with IP67 rating. Discover its features including Bluetooth 5.1, EcoCast wireless audio, LED party lights, and a built-in bottle opener. This user guide provides comprehensive instructions for operation, maintenance, and troubleshooting.