

Manuals+

[Q & A](#) | [Deep Search](#) | [Upload](#)

[manuals.plus](#) /

› [Hauslane](#) /

› [Hauslane Chef Series PS38 PRO PERFORMANCE Range Hood User Manual](#)

Hauslane UC-PS38

Hauslane Chef Series PS38 PRO PERFORMANCE Range Hood

User Manual

INTRODUCTION

Thank you for choosing the Hauslane Chef Series PS38 PRO PERFORMANCE Range Hood. This manual provides essential information for the safe and efficient operation, installation, and maintenance of your new range hood. Please read it thoroughly before use and keep it for future reference.



Figure 1: Hauslane Chef Series PS38 Range Hood

SAFETY INFORMATION

Always follow basic safety precautions when using electrical appliances to reduce the risk of fire, electric shock, or injury. Ensure proper installation and grounding. Do not operate the range hood with a damaged cord or plug. Refer to the full user manual (PDF) for detailed safety instructions.

SETUP AND INSTALLATION

What's Included

Upon unboxing, verify that all components are present:

- Stainless steel oil tray (1)
- Water tray (1)

- Panel (1)
- 6" round exhaust adapter (1)
- Instruction, Use & Care Manual
- Fiber cloth
- Aluminum tape
- Installation template



Figure 2: Included components for the PS38 Range Hood.

Installation

The Hauslane PS38 is designed for under-cabinet mounting. It is recommended to have at least two people for installation due to the unit's weight (18.1 pounds). Use the provided template to mark drilling locations for mounting and ducting. Ensure proper ducting for optimal performance. The unit fits a 6-inch duct.

Video 1: Unboxing and overview of the Hauslane PS38 Under Cabinet Range Hood, including its components and initial setup considerations.

Video 2: An introductory video showcasing the UC-PS38SS-30 model, highlighting its design and features.



Figure 3: Dimensions of the Hauslane UC-PS38 Range Hood.

OPERATING INSTRUCTIONS

Control Panel

The PS38 features a sleek touch control panel for easy operation. The panel includes controls for power, fan speed, lighting, and the auto-clean function.

UC-PS38

Size: 30"



* This is overall height which includes the grease tray.

Figure 4: Close-up of the touch control panel on the Hauslane PS38.

Fan Speed Settings

The range hood offers 6 fan speed settings, allowing you to adjust the suction power based on your cooking needs. It features powerful 950 CFM dual motors, ideal for heavy-duty cooking methods such as boiling, steaming, poaching, braising, frying, searing, and sautéing.

Designed for Heavy-Duty Cooking

Conçu pour la cuisson intensive



Figure 5: The PS38 is designed for heavy-duty cooking with powerful extraction.

LED Lighting

Equipped with bright LED lights with a GU10 base, the range hood provides ample illumination for your cooking area. These energy-saving bulbs are easily replaceable and can be found at local hardware stores, allowing you to customize the light color to match your kitchen's ambiance.

Perimeter Suction Design

The unique perimeter suction design ensures that cooking fumes from all burners, including front ones, are effectively captured. This design helps to contain smoke and odors, preventing them from spreading throughout your kitchen and sticking to nearby cabinets or walls.

Perimeter Suction Design

Conception d'Aspiration Périphérique



Maximum Coverage

Now you can use front burners and cook with confidence.

Couverture maximale

Vous pouvez désormais utiliser les brûleurs avant et cuisiner en toute confiance.



Figure 6: Illustration of the perimeter suction design for maximum coverage.

Video 3: A detailed demonstration of the Hauslane PS38, highlighting its features and performance, including the perimeter suction.


MAINTENANCE

Steam Auto Clean Function

The convenient Steam Auto Clean function allows you to effortlessly clean the internal components of the range hood. Simply add water to the designated water tray, activate the function, and the unit will turn water into steam to dissolve grease. The dirty water is then collected in the oil tray for easy disposal.

Innovative Steam Clean Function

Fonction innovante de nettoyage à la vapeur



Improve hygiene, motor lifespan and power efficiency. No more wondering why suction power is not the same years from now.

Améliore l'hygiène, la durée de vie du moteur et le rendement énergétique. Vous n'aurez plus à vous demander pourquoi la puissance d'aspiration n'est plus la même dans plusieurs années.

Figure 7: Diagram illustrating the innovative steam clean function.

Cleaning the Panel and Oil Tray

The stainless steel panel and oil tray are designed for easy removal and cleaning. After the steam clean cycle, simply remove the oil tray and dispose of the collected grease and water. The panel can also be removed for manual cleaning if needed. Use the provided fiber cloth for wiping down surfaces.



Figure 8: The range hood features grease-catching panel filters and an oil tray for easy maintenance.

TROUBLESHOOTING

If you encounter any issues with your Hauslane PS38 Range Hood, please refer to the detailed troubleshooting section in the full user manual (PDF). Common issues may include:

- Reduced suction power
- Unusual noises
- Lighting issues
- Steam clean function not operating

For persistent problems, contact Hauslane customer support.

SPECIFICATIONS







Feature	Detail
Model	UC-PS38
Dimensions (D x W x H)	23"D x 29.75"W x 8.25"H
Material	Stainless Steel
Air Flow Capacity	950 CFM
Noise Level	67 dB
Number of Speeds	6
Controls Type	Touch
Light Source Type	LED (GU10 base)
Ventilation Type	Ducted
Item Weight	18.1 Pounds

WARRANTY AND SUPPORT

The Hauslane Chef Series PS38 Range Hood comes with a **2-Year Limited Warranty** and a **Lifetime Motor Warranty**. For warranty claims, technical support, or any inquiries, please contact Hauslane customer service. You can also refer to the official user manual (PDF) for more detailed information.

Official User Manual (PDF): [Download Here](#)

Related Documents - UC-PS38

<div><div>USER MANUAL</div><div></div><div>HAUSLANE</div></div>	<p>Hauslane UC-PS38SS-30 User Manual: Installation, Operation, and Maintenance</p> <p>Comprehensive user manual for the Hauslane UC-PS38SS-30 range hood, covering installation, operation, safety precautions, maintenance, and troubleshooting. Learn how to properly install and use your kitchen ventilation system.</p>
<div><div>USER MANUAL</div><div></div><div>HAUSLANE chefseries</div></div>	<p>Hauslane UC-PS10SS-30 Range Hood User Manual</p> <p>User manual for the Hauslane UC-PS10SS-30 range hood, covering safety information, specifications, installation, operation, maintenance, and troubleshooting.</p>
<div><div>USER MANUAL</div><div></div><div>HAUSLANE</div></div>	<p>Hauslane UC-PS60SS-30 Range Hood User Manual</p> <p>Comprehensive user manual for the Hauslane UC-PS60SS-30 range hood, covering safety information, installation, operation, maintenance, and troubleshooting.</p>
<div><div></div></div>	<p>Hauslane UC-C100SS-30 Chef Series Range Hood: Instruction, Use & Care Manual</p> <p>Comprehensive guide for the Hauslane UC-C100SS-30 Chef Series Range Hood, covering safety precautions, installation procedures, operation, maintenance, cleaning, and troubleshooting tips to ensure optimal performance and longevity.</p>
<div><div></div></div>	<p>Hauslane IN-R100 Pro-Style 30-inch Built-In Range Hood Powerful Suction & Easy Cleaning</p> <p>Discover the Hauslane IN-R100 Pro-Style 30-inch built-in range hood. Featuring 600 CFM powerful suction, dishwasher-safe baffle filters, low-noise operation, and convertible ductless/ducted installation. Ideal for any kitchen style.</p>
<div><div></div></div>	<p>Hauslane Limited Warranty Policy for Range Hoods and Ranges</p> <p>Understand the Hauslane Limited Warranty for your range hoods and ranges. This document details coverage, exclusions, claim procedures, and dispute resolution for products like the UC-B018BLK-30.</p>