Manuals+
Q & A | Deep Search | Upload

Grandstream HT801

Grandstream HandyTone 801 Single-Port Analog Telephone Adapter (HT801) User Manual

1. Product Overview

The Grandstream HT801 is a single-port Analog Telephone Adapter (ATA) designed to provide a high-quality and manageable IP telephony solution for residential and office environments. It enables users to connect traditional analog phones to a Voice over IP (VoIP) network, leveraging advanced VoIP functionality, security, and auto-provisioning options.
Key features include:

- Support for 1 SIP profile through a single FXS port and a single 10/100Mbps Ethernet port.
- TLS and SRTP security encryption technology to protect calls and accounts.
- Automated provisioning options, including TR-069 and XML config files.
- Support for 3-way voice conferencing.

Figure 1.1: Front view of the Grandstream HT801 Analog Telephone Adapter. This image shows the compact black device with the Grandstream logo and illuminated status icons for power, phone, and network.

2. Package Contents

Verify that your package contains the following items:

- Grandstream HT801 Analog Telephone Adapter unit
- Universal Power Adapter
- Ethernet Cable
- Quick Installation Guide (QIG)

3. Physical Description

The HT801 features a compact design with essential ports for connectivity.

Figure 3.1: Rear view of the Grandstream HT801, showing the various ports. From left to right, these include the Ethernet port (blue), Reset button, Micro-USB power input, and FXS phone port (green).

3.1. Ports and Indicators

- **FXS Port (Green):** Connects to an analog telephone.
- **Ethernet Port (Blue):** Connects to your network router or switch.
- **Power Port (Micro-USB):** Connects to the included universal power adapter.
- **Reset Button:** Used to restore factory default settings.
- **LED Indicators:** Front panel LEDs indicate power, network status, and phone line activity.

4. Setup Instructions

4.1. Connecting the HT801

1. Connect a standard analog telephone to the green FXS port on the HT801.
2. Connect the Ethernet cable from the blue Ethernet port on the HT801 to your router or network switch.
3. Connect the universal power adapter to the Micro-USB power port on the HT801, then plug it into a power outlet.
4. Allow the device a few minutes to boot up and obtain an IP address. The LED indicators on the front panel will show status.

4.2. Initial Configuration Access

To configure the HT801, you will need to access its web-based configuration interface. The device typically obtains an IP address via DHCP from your network. You can find the IP address through your router's connected devices list or by using Grandstream's discovery tools.

- Open a web browser and enter the HT801's IP address in the address bar.
- When prompted, enter the username and password. The default username is **admin**. For the password:
    - For HT801 V1 units, the default password is **admin**.
    - For HT801 V2 units, the password is printed on the label on the back of the unit.

4.3. SIP Account Registration

Within the web interface, navigate to the **FXS Port** or **Account** settings to configure your SIP account details provided by your VoIP service provider. This typically includes:

- SIP Server (e.g., sip.yourprovider.com)
- SIP User ID
- Authenticate ID
- Authenticate Password

Ensure all settings match your provider's specifications for successful registration.

5. Operating Instructions

5.1. Making and Receiving Calls

- **To Make a Call:** Pick up the handset of your analog phone. You should hear a dial tone. Dial the desired phone number and wait for the call to connect.
- **To Receive a Call:** When your phone rings, pick up the handset to answer the call.

5.2. 3-Way Voice Conferencing

The HT801 supports 3-way voice conferencing. The exact method to initiate a conference call may vary slightly depending on your phone's features and your VoIP provider's settings, but a common procedure is:

1. Call the first party.
2. Once connected, press the **Flash** button (or equivalent) on your analog phone. You should hear a new dial tone.
3. Dial the second party's number.
4. Once the second party answers, press the **Flash** button again to join all three parties into a conference call.

6. Maintenance

6.1. Firmware Upgrade

Keeping your HT801's firmware updated is crucial for optimal performance, security, and access to new features. Firmware updates are available from the Grandstream website.

- Download the latest firmware for your specific HT801 version (V1 or V2) from the official Grandstream support portal.
- Access the HT801's web interface and navigate to the **Maintenance** or **Upgrade** section.
- Follow the on-screen instructions to upload and install the new firmware. The device will reboot during this process.

6.2. Factory Reset

A factory reset will revert all settings to their default values. This can be useful for troubleshooting or preparing the device for a new configuration.

- With the HT801 powered on, use a paperclip or similar pointed object to press and hold the **Reset** button (located on the rear panel) for approximately 7-10 seconds.
- Release the button when the LED indicators begin to flash rapidly. The device will then reboot with factory default settings.

7. Troubleshooting

Problem	Possible Cause	Solution
No dial tone	◦ Power issue ◦ Network connectivity issue ◦ SIP account not registered ◦ Phone not properly connected	◦ Ensure power adapter is connected and unit is powered on. ◦ Check Ethernet cable connection and network status. ◦ Verify SIP account settings in the web interface and ensure registration status is "Registered". ◦ Ensure analog phone is securely plugged into the FXS port.

Problem	Possible Cause	Solution
Cannot make/receive calls	◦ SIP registration failure ◦ Incorrect dial plan ◦ Firewall/NAT issues	◦ Confirm SIP account is registered. ◦ Review dial plan settings in the web interface. ◦ Ensure necessary ports (e.g., 5060 for SIP, RTP ports) are open or forwarded on your router if NAT is present.
Poor voice quality (echo, choppy audio)	◦ Network congestion ◦ Incorrect codec settings ◦ Jitter/latency	◦ Check your internet connection speed and stability. ◦ Adjust preferred codecs in the web interface (e.g., G.711 for wider bandwidth, G.729 for lower bandwidth). ◦ Ensure Quality of Service (QoS) is configured on your router to prioritize VoIP traffic.
Cannot access web interface	◦ Incorrect IP address ◦ Network issue ◦ Incorrect password	◦ Verify the HT801's IP address. ◦ Ensure your computer is on the same network as the HT801. ◦ Confirm the correct password (admin/admin for V1, label password for V2). Consider a factory reset if locked out.

8. Specifications

Product Dimensions	6 x 4 x 2 inches
Item Weight	3.6 ounces
Model Number	HT801
FXS Ports	1
Ethernet Ports	1 x 10/100Mbps
SIP Profiles	1
Voice Codecs	G.711 (a/u-law), G.723.1, G.729A/B, G.726, iLBC, Opus, G.722 (V2 only)
Security	TLS and SRTP encryption
Provisioning	TR-069, XML config files
Power Input	Micro-USB (5V DC)

9. Warranty and Support

The Grandstream HT801 comes with a standard manufacturer's warranty. For detailed warranty information, please refer to the warranty card included with your product or visit the official Grandstream website.
For technical support, firmware downloads, and additional resources, please visit the Grandstream support portal: www.grandstream.com/support

Related Documents - HT801

	[Grandstream HT801/HT802 Analog Telephone Adapter User Guide] Comprehensive user guide for Grandstream HT801 and HT802 Analog Telephone Adapters (ATAs), covering product overview, features, technical specifications, configuration, call features, and troubleshooting.
	[Grandstream HT801/HT802 User Guide: Setup, Configuration, and Features] Comprehensive user guide for Grandstream HT801 and HT802 Analog Telephone Adapters (ATAs), covering product overview, technical specifications, installation, configuration via IVR and Web UI, call features, and troubleshooting.
	[Grandstream HT801/HT802 User Guide: Features, Configuration, and Operation] This user guide provides comprehensive details on the Grandstream HT801 and HT802 Analog Telephone Adapters (ATAs). Learn about product features, technical specifications, installation, configuration via IVR and Web UI, call features, and troubleshooting.
	[Grandstream HT801/HT802 Administration Guide: Setup and Configuration] Comprehensive administration guide for Grandstream HT801 and HT802 Analog Telephone Adaptors, covering setup, configuration, features, firmware upgrades, and troubleshooting. Learn to optimize your VoIP solution.
	[Grandstream HT813 User Guide: FXS/FXO Analog Telephone Adaptor] Comprehensive user guide for the Grandstream HT813, an analog telephone adapter (ATA) featuring FXS/FXO ports. Learn about product overview, setup, configuration, call features, and provisioning.
	[Grandstream HT8xx Series Firmware Release Notes] Explore the latest firmware updates for Grandstream HT801, HT802, HT812, HT814, and HT818 Analog Telephone Adapters (ATAs). This document details new features, enhancements, bug fixes, and important upgrade information.

[pdf] User Manual Installation Guide Instructions Frequently Asked Questions Guide Warranty

HT801 Analog Telephone Adaptor Grandstream Networks Please the user manual and FAQ for more detailed configuration instructions grandstream our products 3 4 Quick Installation Guide sites default files Resources Do not attempt to open disassemble or modify device use a third party power adapter expose this temperatures outside ht801 handleiding data kommago nl 80

Grandstream Networks, Inc. 126 Brookline Ave, 3rd Floor Boston, MA 02215. USA Tel : 1 617 566 - 9300 Fax: 1 617 249 - 1987 www.grandstream.com For Warranty and RMA information, please visit www.grandstream.com **HT801** Analog Telephone Adaptor Quick Installation Guide Content English.....

lang:en score:53 filesize: 3.21 M page_count: 20 document date: 2017-03-08



[pdf] User Manual Guide Warranty

Grandstream grandstream HT801 user guide VoIP Supply The latest electronic version of this manual is available for here product in any way other than as detailed by User Manual could void your ht801 voipsupply dl file id 27931

Grandstream Networks, Inc. **HT801** Analog Telephone Adaptor User Guide COPYRIGHT 2016 Grandstream Networks, Inc. http://www.grandstream.com All rights reserved. Information in this document is subject to change without notice. Reproduction or transmittal of the entire or any part, in any form or by ...

lang:en score:53 filesize: 857.22 K page_count: 29 document date: 2017-03-08



[pdf] User Manual Guide Warranty

Grandstream HT801 Administration Guide grandstream cn 80 document

Grandstream Networks, Inc. **HT801** Analog Telephone Adaptor Administration Guide COPYRIGHT 2016 Grandstream Networks, Inc. http://www.grandstream.com All rights reserved. Information in this document is subject to change without notice. Reproduction or transmittal of the entire or any part, in any f...

lang:en score:49 filesize: 1.15 M page_count: 49 document date: 2017-03-08

[pdf] User Manual Documentation Guide Warranty

Grandstream Networks Inc HT801 HT802 Analog Telephone Adaptors User Guide ht80x user guide documentation grandstream 2022 03 |||

Grandstream Networks, Inc. **HT801**/HT802 Analog Telephone Adaptors User Guide COPYRIGHT 2022 Grandstream Networks, Inc. https://www.grandstream.com All rights reserved. Information in this document is subject to change without notice. Reproduction or transmittal of the entire or any part, in any for...

lang:en score:49 filesize: 822.41 K page_count: 38 document date: 2022-03-03



[pdf] Frequently Asked Questions Guide

Grandstream HT801 User Guide ch grandstream cn 80 document

Grandstream Networks, Inc. **HT801** 2016 http://www.grandstream.com . . : http://www.grandstream.com/support Grandstream Grandstream **HT801** Page 1 **HT801** GNU GPL GPL GNU GNU GPL http://www.grandstream.com/support/faq/gnu-general-public-license/gnu-gpl-information-download HT80...

lang:i-klingon score:49 filesize: 14.83 M page_count: 33 document date: 2021-01-11

[pdf] User Manual Documentation Guide Warranty

Grandstream Networks Inc HT801 HT802 Analog Telephone Adaptors Administration Guide ht80x administration guide documentation grandstream 2022 03 |||

Grandstream Networks, Inc. **HT801**/HT802 Analog Telephone Adaptors Administration Guide COPYRIGHT 2022 Grandstream Networks, Inc. https://www.grandstream.com All rights reserved. Information in this document is subject to change without notice. Reproduction or transmittal of the entire or any part, ...

lang:en score:48 filesize: 1.22 M page_count: 76 document date: 2022-03-03

[pdf] User Manual Documentation Guide Warranty

GSSPC1 Grandstream Networks Inc HT801 HT802 Analog Telephone Adaptors Administration Guide HT80x administration guide documentation2 grandstream 2021 12 |||

Grandstream Networks, Inc. **HT801**/HT802 Analog Telephone Adaptors Administration Guide COPYRIGHT 2021 Grandstream Networks, Inc. http://www.grandstream.com All rights reserved. Information in this document is subject to change without notice. Reproduction or transmittal of the entire or any part, i...

lang:en score:48 filesize: 2.54 M page_count: 78 document date: 2021-11-02



[pdf] User Manual Guide Warranty

Grandstream Networks Inc LojaMundi HT801 HT802 Analog Telephone Adaptors User Guide ht80x user guide lojamundi br 802 |||

Grandstream Networks, Inc. **HT801**/HT802 Analog Telephone Adaptors User Guide COPYRIGHT 2018 Grandstream Networks, Inc. http://www.grandstream.com All rights reserved. Information in this document is subject to change without notice. Reproduction or transmittal of the entire or any part, in any form...

lang:en score:48 filesize: 987.47 K page_count: 35 document date: 2018-04-17

[pdf] User Manual Guide Warranty

Grandstream Networks Inc HT801 HT802 Analog Telephone Adaptors User Guide ht80x user guide irontonglobal app 2021 09 |||

Grandstream Networks, Inc. **HT801**/HT802 Analog Telephone Adaptors User Guide COPYRIGHT 2018 Grandstream Networks, Inc. http://www.grandstream.com All rights reserved. Information in this document is subject to change without notice. Reproduction or transmittal of the entire or any part, in any form...

lang:en score:48 filesize: 987.46 K page_count: 36 document date: 2018-12-27

[pdf] User Manual Guide Warranty

Grandstream Networks Inc GRANDSTREAM HT801 HT802 ADMINISTRATION GUIDE phone master nl VOIP |||

Grandstream Networks, Inc. **HT801**/HT802 Analog Telephone Adaptors Administration Guide COPYRIGHT 2019 Grandstream Networks, Inc. http://www.grandstream.com All rights reserved. Information in this document is subject to change without notice. Reproduction or transmittal of the entire or any part, i...

lang:en score:47 filesize: 1.57 M page_count: 72 document date: 2019-09-25



[pdf] User Manual Documentation Guide

Abdelwahab HT80x Administration Guide Documentation Center HT801 HT802 Admin guide documentation grandstream 2024 02 |||

Grandstream Networks, Inc. **HT801**/HT802 GPLQLVWUDWLRQ*XLGH HT80x - Administration Guide The **HT801**/HT802 analog telephone adaptors provide transparent connectivity for analog phones and faxes to the world of internet voice. Connecting to any analog phone, fax, or PBX, the **HT801**/HT802 are an effecti...

lang:en score:47 filesize: 2.2 M page_count: 54 document date: 2024-05-07

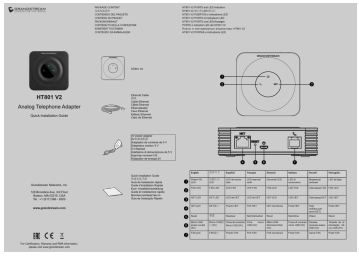

[pdf] Installation Guide Guide Warranty

Grandstream HT801 V2 Quick Installation Guide Analog Telephone Adapter ATA grandstream ht801 v2 quick install sep turbifycdn ty cdn metroline |||

PACKAGE CONTENT CONTENIDO DEL PAQUETE CONTENU DU PAQUET PACKUNGSINHALT CONTENUTO DELLA CONFEZIONE CONTEDO DA EMBALAGEM **HT801** V2 PORTS and LED indicators **HT801** V2 LED **HT801** V2 PUERTOS e indicadores LED **HT801** V2 PORTS et indicateurs LED **HT801** V2 PORTS und LED-Anzeigen PORTE e indicatori LED del ...

lang:it score:46 filesize: 843.34 K page_count: 2 document date: 2024-08-09

[pdf] Guide

Nassim HT801 Quick User Guide Italian grandstream sites default files Resources

Grandstream Networks, Inc. **HT801** HandyTone Series ATA Guida Rapida Per informazioni dettagliate consultare le serie **HT801** Manuale utente reperibile presso: www.grandstream.com 2016 Grandstream Networks, Inc. Tutti i diritti riservati. Non consentita la riproduzione o la trasmissione per intero o pa...

lang:it score:46 filesize: 446.44 K page_count: 2 document date: 2017-03-08

[pdf] User Manual Guide

Nassim HT801 Quick User Guide German grandstream sites default files Resources

Grandstream Networks, Inc. **HT801** HandyTone Series ATA Kurzbedienungsanleitung Detaillierte Informationen zu den Produkten der **HT801** Serie sowie die ausfhrliche Bedienungsanleitung erhalten Sie unter: www.grandstream.com 2016 Grandstream Networks, Inc. Alle Rechte vorbehalten. Jegliche Art der Ve...

lang:de score:46 filesize: 449.9 K page_count: 2 document date: 2017-03-08

[pdf] Guide

Nassim HT801 Quick User Guide French grandstream sites default files Resources

Grandstream Networks, Inc. **HT801** Adaptateur Tlphonique Analogique Guide d utilisation rapide Pour plus d informations, veuillez consulter le Manuel d Utilisateur du **HT801** disponible sur: www.grandstream.com 2016 Grandstream Networks, Inc. Tous droits rservs. Toute reproduction ou transmission ...

lang:fr score:46 filesize: 448.14 K page_count: 2 document date: 2017-03-08



[pdf] User Manual Documentation Guide

Abdelwahab Grandstream Networks Inc HT801 HT802 User Guide 1 documentation grandstream 2024 02 |||

Grandstream Networks, Inc. **HT801**/HT802 User*XLGH HT80x - User Guide The **HT801**/HT802 analog telephone adaptors provide transparent connectivity for analog phones and faxes to the world of internet voice. Connecting to any analog phone, fax or PBX, the **HT801**/HT802 are an effective and flexible solut...

lang:en score:45 filesize: 1.02 M page_count: 21 document date: 2024-05-07

[pdf] User Manual Guide Warranty

Administrator ht80x user guide 1 Grandstream HT801 DSLReports ISP Information dslreports r0 2417679~a211ac8c39eb1dae43220faa110c0b33 |||

Grandstream Networks, Inc. **HT801**/HT802 Analog Telephone Adaptors User Guide COPYRIGHT 2019 Grandstream Networks, Inc. http://www.grandstream.com All rights reserved. Information in this document is subject to change without notice. Reproduction or transmittal of the entire or any part, in any form...

lang:en score:45 filesize: 1.43 M page_count: 38 document date: 2019-11-20

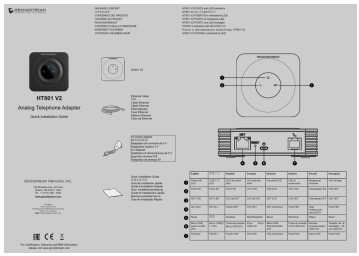

[pdf] Installation Guide Documentation Guide Warranty

HT801 V2 Quick Installation Guide Documentation Center v2 Simplified QIG 1 documentation grandstream 2024 11 |||

PACKAGE CONTENT CONTENIDO DEL PAQUETE CONTENU DU PAQUET PACKUNGSINHALT CONTENUTO DELLA CONFEZIONE CONTEDO DA EMBALAGEM **HT801** V2 PORTS and LED indicators **HT801** V2 LED **HT801** V2 PUERTOS e indicadores LED **HT801** V2 PORTS et indicateurs LED **HT801** V2 PORTS und LED-Anzeigen PORTE e indicatori LED del ...

lang:it score:45 filesize: 1.03 M page_count: 2 document date: 2025-01-02

[pdf] User Manual Guide Warranty

GSSPC1 HT801 HT802 Administration Guide Grandstream Networks Inc ©2021 grandstream The latest electronic version of this user manual is available for here product in any way other than as detailed by User Manual could void your manufacturer ht80x administration guide sites default files Resources This will help you learn how to operate and manage analog telephone adaptor make the best use its many upgraded features warranty WARNING Please do not a different power with devices it may cause damage products including simple

Grandstream Networks, Inc. **HT801**/HT802 Analog Telephone Adaptors Administration Guide COPYRIGHT 2021 Grandstream Networks, Inc. http://www.grandstream.com All rights reserved. Information in this document is subject to change without notice. Reproduction or transmittal of the entire or any part, i...

lang:en score:44 filesize: 2.79 M page_count: 76 document date: 2021-01-28

[pdf] User Manual Instructions Guide Warranty

Administrator HT801 HT802 User Guide Grandstream Networks Inc This manual will help you learn how to operate and manage your analog telephone adaptor make the best use of its many upgraded features ht80x user guide grandstream sites default files Resources Version 1 0 23 5 PRODUCT OVERVIEW The is a one port adapter ATA while 2 that allows users create high quality manageable IP telephony solution for residential office environments are new additions popular handy tone product family including simple quick installation 3 way conferencing direct Calling provisioning support among other chapter provides basic instructions list packaging contents information obtaining performance with 80

Grandstream Networks, Inc. **HT801**/HT802 Analog Telephone Adaptors User Guide COPYRIGHT 2021 Grandstream Networks, Inc. http://www.grandstream.com All rights reserved. Information in this document is subject to change without notice. Reproduction or transmittal of the entire or any part, in any form...

lang:en score:44 filesize: 1.78 M page_count: 38 document date: 2021-01-28

[pdf] Quick Start Guide Guide

Phoneline User Guide 4 apr 2025 — Quick Start 1 wildanet 0800 0699906 Page 2 Contents Welcome 5 How to Setup Grandstream HT801 quick start guide web phonline media g3bf2jzo |||

Phoneline User Guide wildanet.com 0800 0699906 Quick Start Guide 1 Welcome Contents 5 Phoneline How to Setup: Grandstream **HT801** How to Setup: Polycom VVX 150 How to Setup: Yealink W73P 9 Phoneline Features Keep your existing landline number Voicemail Withhold your number Call forw...

lang:en score:43 filesize: 2.87 M page_count: 7 document date: 2025-04-02



Grandstream HT801/HT802 Analog Telephone Adaptors User Guide

Comprehensive user guide for Grandstream HT801 and HT802 Analog Telephone Adaptors, covering setup, configuration, call features, and troubleshooting.

lang:en score:43 filesize: 1.39 M page_count: 39 document date: 2021-11-02

[pdf] User Manual Guide Warranty

Grandstream HT801 IP Phone Manual Solved in freemanuals 2022 02 |||

Grandstream Networks, Inc. **HT801**/HT802 Analog Telephone Adaptors User Guide COPYRIGHT 2019 Grandstream Networks, Inc. http://www.grandstream.com All rights reserved. Information in this document is subject to change without notice. Reproduction or transmittal of the entire or any part, in any form...

lang:en score:42 filesize: 566.88 K page_count: 38 document date: 2021-11-07



[Grandstream HT801/HT802 User Guide: Setup, Configuration, and Features]
Comprehensive user guide for Grandstream HT801 and HT802 Analog Telephone Adapters (ATAs), covering product overview, technical specifications, installation, configuration via IVR and Web UI, call features, and troubleshooting.
lang:en score:41 filesize: 1000.77 K page_count: 15 document date: 2023-03-31



[pdf] User Manual Documentation Guide
Abdelwahab HT80x User Guide Grandstream Networks Inc Aug 24 2023 — Page 2 The HT801 HT802 analog telephone adaptors provide transparent connectivity for documentation grandstream 08 |||
Grandstream Networks, Inc. HT80x User Guide HT80x User Guide The **HT801**/HT802 analog telephone adaptors provide transparent connectivity for analog phones and faxes to the world of internet voice. Connecting to any analog phone, fax or PBX, the **HT801**/HT802 are an effective and flexible solution fo...
lang:en score:41 filesize: 1.01 M page_count: 22 document date: 2023-07-26

[pdf] User Manual Documentation Guide Warranty
GSSPC1 Grandstream Networks Inc This manual will help you learn how to operate and manage your HT801 HT802 analog telephone adaptor make the best use of its many upgraded features including simple quick installation 3 way conferencing direct IP Calling new 4 2 2021 10 41 09 AM ht80x administration guide hsLang en grandstream hubfs Product Documentation
Grandstream Networks, Inc. **HT801**/HT802 Analog Telephone Adaptors Administration Guide COPYRIGHT 2021 Grandstream Networks, Inc. http://www.grandstream.com All rights reserved. Information in this document is subject to change without notice. Reproduction or transmittal of the entire or any part, i...
lang:en score:40 filesize: 2.32 M page_count: 76 document date: 2021-04-02

[pdf] User Manual Guide Warranty

ht80x administration Index of Grandstream guide voxsys pt |||

Grandstream Networks, Inc. **HT801**/HT802 Analog Telephone Adaptors Administration Guide COPYRIGHT 2017 Grandstream Networks, Inc. http://www.grandstream.com All rights reserved. Information in this document is subject to change without notice. Reproduction or transmittal of the entire or any part, i...

lang:en score:40 filesize: 1.84 M page_count: 59 document date: 2018-02-01

[pdf] User Manual Documentation Guide

HT80x V2 User Guide Documentation Center Download centerThe HT801 and HT802 are analog telephone adapters ATAs that allow users to connect phones faxes withdiscomp cz Grandstream |||

HT80x V2 - User Guide INTRODUCTION The **HT801** V2 and HT802 V2 are analog telephone adapters ATAs that allow users to connect analog phones and faxes with a VoIP Voice over IP system in order to create a high-quality and manageable IP telephony solutions for residential and office environments. It...

lang:en score:40 filesize: 5.2 M page_count: 25 document date: 2025-07-14

[pdf] User Manual Documentation Guide

Abdelwahab Grandstream Networks Inc Active OnlineGrandstream HT80x Administration Guide Page 2 The HT801 HT802 bin for HT818 Upload Configuration Press the from local HT80x Documentation Centeractiveonline au 2024 09 Center srsltid AfmBOoqSpTmwMU8xnDtVQoVHqnyGP51AzLYeRDpOckQwo3g3SuHEXAt CenterHT80x AfmBOoqSpTmwMU8xnDtVQoVHqnyGP51AzLYeRDpOckQwo3g3SuHEXAtactiveonline AfmBOopnzwGWolWt6XlUVzAI3rydgzqNTLh46co5j7UaJ8ubAjNsGkX5 AfmBOopnzwGWolWt6XlUVzAI3rydgzqNTLh46co5j7UaJ8ubAjNsGkX5activeonline AfmBOoo5c63dUi7sfCLGHVaA5D19E0p7UuD4yYolzu3CK5Kg6iXc4mYN Centerv1activeonline AfmBOoo5c63dUi7sfCLGHVaA5D19E0p7UuD4yYolzu3CK5Kg6iXc4mYNactiveonline AfmBOoqXMKPJBlnzZLjL7OBSp0LhZklkgH8jkCVsSwoOnSvFEWXCwXvv Centerv1v1activeonline AfmBOoqXMKPJBlnzZLjL7OBSp0LhZklkgH8jkCVsSwoOnSvFEWXCwXvvactiveonline AfmBOoq5w7HzE1pOQYoiIp7fivbQARN3Yx0QndxsLeBa9UKz8a1veFzM Centerv1v1v1activeonline AfmBOooefonVWmt MpfcMarx1n7TtjbnsfNXETURVlpWQkpkIPOgd9zfactiveonline Centerv1v1v1v1activeonline AfmBOopbOMhgr1OQO7HL6ee4f565rjl eEbxKsM7sx2wTx0e fapG0rpactiveonline Centerv1HT80x AfmBOop4Kxd0 qHbIfNJSzDCHK8aQcALK9 ITVYtwFs3Ct8hWLDpL2KTactiveonline Centerv1v1v1HT80x AfmBOoq5w7HzE1pOQYoiIp7fivbQARN3Yx0QndxsLeBa9UKz8a1veFzMactiveonline AfmBOoqHeKjUrzftrp8ZjS8f6AWzO rvdoLYqG4lmN9iThLpKIj8yM69 rvdoLYqG4lmN9iThLpKIj8yM69activeonline AfmBOorTZQsNfUav4h9YJjO i2UOamN1nadGgLuISGXscwSRCnOoXeSF AfmBOoq9kLmFBzNmY5F3OCZaRUjXy4T hrShqocRcWLhEBVgzcISDmZ5activeonline i2UOamN1nadGgLuISGXscwSRCnOoXeSFactiveonline AfmBOoq16Wn1yI hcH0kO6OuCrp2yZTEEMd5f2vx3CzSe7uK9GCDZ8 4 AfmBOorbN9CyRtzQdJWIhuU2VwVjDaSsX4FzsGwQ B5SIFVNPImh60 Vactiveonline 4activeonline AfmBOopuJSwVKBOzHoCI7SbVRb3zf hUfab1JJdPNsI luXZKYZpTSUg luXZKYZpTSUgactiveonline AfmBOoor33BNtrk ESsHsal2s3QcATBIu5mOXEfgX8vf qfXdFlB3YnU

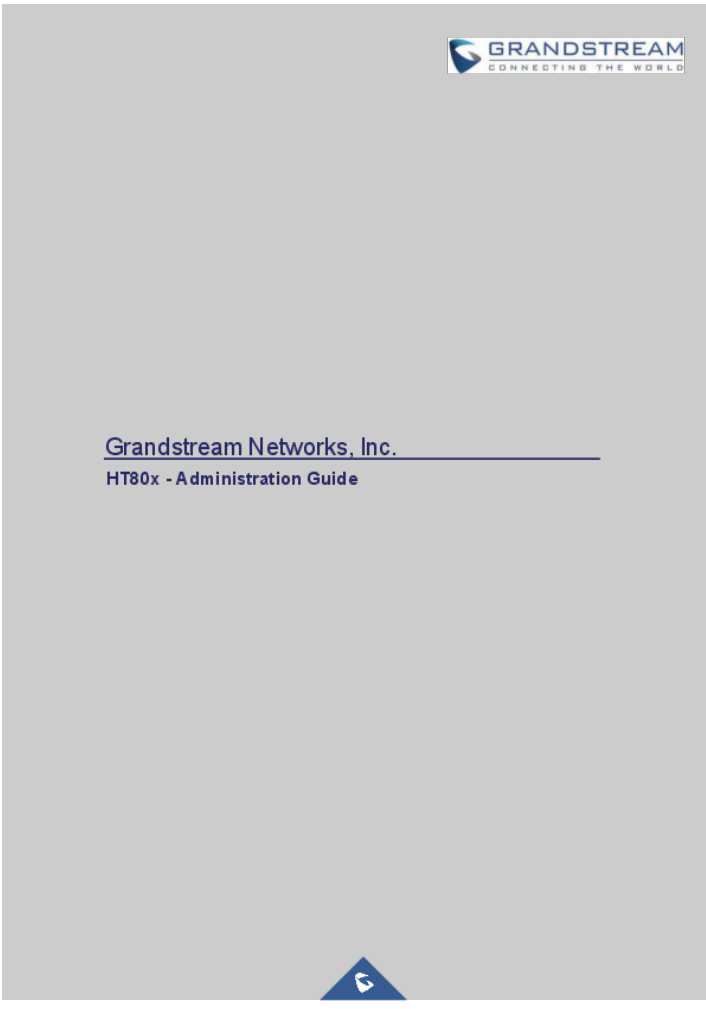

AfmBOoqqWxVHePZLZ4bKamVIXFx5YZRJo9LyusY3ZQA0BUYRou9ijy yactiveonline qfXdFlB3YnUactiveonline AfmBOoqkA sCRnUMDgmhSFhMT3gVxlSuDjSluzBOdLi47yiOTwbuZvfP sCRnUMDgmhSFhMT3gVxlSuDjSluzBOdLi47yiOTwbuZvfPactiveonline AfmBOop6M0I7FuZOH21CPg39e9Uu5562eRUiAKZrAwNI7hxzVsuHvl6B AfmBOopw9 71egFqC3lVnIpcCceHv375ww7wNA8gyYcSCULoChjezrxXactiveonline AfmBOopLL79 MDZSbAB5qJ5Qi hbVndpRnv5pCCebND80IJGjKbpUSvhactiveonline ||| ||| Grandstream Networks, Inc. HT80x - Administration Guide The HT801/HT802 analog telephone adaptors provide transparent connectivity for analog phones and faxes to the world of internet voice. Connecting to any analog phone, fax, or PBX, the ||| Grandstream Networks, Inc. HT80x - Administration Guide The HT801/HT802 analog telephone adaptors provide transparent connectivity for analog phones and faxes to the world of internet voice. Connecting to any analog phone, fax, or PBX, the ||| Grandstream Networks, Inc. HT80x - Administration Guide The HT801/HT802 analog telephone adaptors provide transparent connectivity for analog phones and faxes to the world of internet voice. Connecting to any analog phone, fax, or PBX, the ||| Grandstream Networks, Inc. HT80x - Administration Guide The HT801/HT802 analog telephone adaptors provide transparent connectivity for analog phones and faxes to the world of internet voice. Connecting to any analog phone, fax, or PBX, the ||| Grandstream Networks, Inc. HT80x - Administration Guide The HT801/HT802 analog telephone adaptors provide transparent connectivity for analog phones and faxes to the world of internet voice. Connecting to any analog phone, fax, or PBX, the ||| Grandstream Networks, Inc. HT80x - Administration Guide The HT801/HT802 analog telephone adaptors provide transparent connectivity for analog phones and faxes to the world of internet voice. Connecting to any analog phone, fax, or PBX, the ||| Grandstream Networks, Inc. HT80x - Administration Guide The HT801/HT802 analog telephone adaptors provide transparent connectivity for analog phones and faxes to the world of internet voice. Connecting to any analog phone, fax, or PBX, the ||| Grandstream Networks, Inc. HT80x - Administration Guide The HT801/HT802 analog telephone adaptors provide transparent connectivity for analog phones and faxes to the world of internet voice. Connecting to any analog phone, fax, or PBX, the ||| Grandstream Networks, Inc. HT80x - Administration Guide The HT801/HT802 analog telephone adaptors provide transparent connectivity for analog phones and faxes to the world of internet voice. Connecting to any analog phone, fax, or PBX, the ||| Grandstream Networks, Inc. HT80x - Administration Guide The HT801/HT802 analog telephone adaptors provide transparent connectivity for analog phones and faxes to the world of internet voice. Connecting to any analog phone, fax, or PBX, the ||| Grandstream Networks, Inc. HT80x - Administration Guide The HT801/HT802 analog telephone adaptors provide transparent connectivity for analog phones and faxes to the world of internet voice. Connecting to any analog phone, fax, or PBX, the ||| Grandstream Networks, Inc. HT80x - Administration Guide The HT801/HT802 analog telephone adaptors provide transparent connectivity for analog phones and faxes to the world of internet voice. Connecting to any analog phone, fax, or PBX, the ||| Grandstream Networks, Inc. HT80x - Administration Guide The HT801/HT802 analog telephone adaptors provide transparent connectivity for analog phones and faxes to the world of internet voice. Connecting to any analog phone, fax, or PBX, the ||| Grandstream Networks, Inc. HT80x - Administration Guide The HT801/HT802 analog telephone adaptors provide transparent connectivity for analog phones and faxes to the world of internet voice. Connecting to any analog phone, fax, or PBX, the ||| Grandstream Networks, Inc. HT80x - Administration Guide The HT801/HT802 analog telephone adaptors provide transparent connectivity for analog phones and faxes to the world of internet voice. Connecting to any analog phone, fax, or PBX, the ||| Grandstream Networks, Inc. HT80x - Administration Guide The HT801/HT802 analog telephone adaptors provide transparent connectivity for analog phones and faxes to the world of internet voice. Connecting to any analog phone, fax, or PBX, the ||| Grandstream Networks, Inc. HT80x - Administration Guide The HT801/HT802 analog telephone adaptors provide transparent connectivity for analog phones and faxes to the world of internet voice. Connecting to any analog phone, fax, or PBX, the ||| Grandstream Networks, Inc. HT80x - Administration Guide The HT801/HT802 analog telephone adaptors provide transparent connectivity for analog phones and faxes to the world of internet voice. Connecting to any analog phone, fax, or PBX, the

Grandstream Networks, Inc. HT80x - Administration Guide The **HT801**/HT802 analog telephone adaptors provide transparent connectivity for analog phones and faxes to the world of internet voice. Connecting to any analog phone, fax, or PBX, the **HT801**/HT802 are an effective and flexible solution for acc...
lang:en score:40 filesize: 2.29 M page_count: 58 document date: 2024-07-23



[pdf] User Manual Guide Warranty

Administrator Grandstream Networks Inc This manual will help you learn how to operate and manage your HT801 HT802 analog telephone adaptor make the best use of its many upgraded features including simple quick installation 3 way conferencing direct IP Calling new provisioning support among other The are very easy configure ht80x user guide voipon co uk documents

Grandstream Networks, Inc. **HT801**/HT802 Analog Telephone Adaptors User Guide COPYRIGHT 2019 Grandstream Networks, Inc. http://www.grandstream.com All rights reserved. Information in this document is subject to change without notice. Reproduction or transmittal of the entire or any part, in any form...
lang:en score:40 filesize: 975.59 K page_count: 37 document date: 2019-07-23



[pdf] User Manual Guide

Grandstream Networks Inc HT80x User Guide The HT801 HT802 analog telephone adaptors provide transparent connectivity for phones and faxes to the world of internet voice discomp cz QIG |||

Grandstream Networks, Inc. HT80x User Guide HT80x - User Guide The **HT801**/HT802 analog telephone adaptors provide transparent connectivity for analog phones and faxes to the world of internet voice. Connecting to any analog phone, fax or PBX, the **HT801**/HT802 are an effective and flexible solution f...
lang:en score:40 filesize: 1.06 M page_count: 22 document date: 2024-11-25

[pdf] User Manual Guide Warranty

Grandstream Networks Inc ht80x administration guide corecomputance jp |||

Grandstream Networks, Inc. **HT801**/HT802 Analog Telephone Adaptors Administration Guide COPYRIGHT 2017 Grandstream Networks, Inc. http://www.grandstream.com All rights reserved. Information in this document is subject to change without notice. Reproduction or transmittal of the entire or any part, i...
lang:en score:40 filesize: 1.82 M page_count: 59 document date: 2017-12-08



[pdf] User Manual Guide Warranty

Grandstream Networks Inc ht80x user guide voiptalk org products |||

Grandstream Networks, Inc. **HT801**/HT802 Analog Telephone Adaptors User Guide COPYRIGHT 2016 Grandstream Networks, Inc. http://www.grandstream.com All rights reserved. Information in this document is subject to change without notice. Reproduction or transmittal of the entire or any part, in any form...

lang:en score:40 filesize: 1.06 M page_count: 33 document date: 2017-05-24

Grandstream HT801/HT802 Administration Guide: Setup and Configuration

Comprehensive administration guide for Grandstream HT801 and HT802 Analog Telephone Adaptors, covering setup, configuration, features, firmware upgrades, and troubleshooting. Learn to optimize your VoIP solution.

lang:en score:40 filesize: 1.65 M page_count: 76 document date: 2021-04-26

[pdf] User Manual Guide Warranty

Mhammed Grandstream Networks Inc HT801 HT802 Analog Telephone The can be configured via one of two ways Alternatively users a free TFTP or HTTP server and conduct local firmware upgrade ht80x administration guide voipinfo net docs grandstream |||

Grandstream Networks, Inc. **HT801**/HT802 Analog Telephone Adaptors Administration Guide COPYRIGHT 2017 Grandstream Networks, Inc. http://www.grandstream.com All rights reserved. Information in this document is subject to change without notice. Reproduction or transmittal of the entire or any part, i...

lang:en score:39 filesize: 1.47 M page_count: 56 document date: 2017-07-24



[pdf] User Manual Guide Warranty

Untitled Grandstream Users Manual Networks Inc HT801 Analog Telephone Adaptor YZZHT801 ht801

Grandstream Networks, Inc. **HT801** Analog Telephone Adaptor Administration Guide COPYR G T 2016 Grandstream Networks, Inc. http://www.grandstream.com All rights reserved. Information in this document is subject to change without notice. Reproduction or transmittal of the entire or any part, in any f...

lang:en score:39 filesize: 1.07 M page_count: 49 document date: 2017-12-21

[pdf] User Manual Guide Warranty

Administrator grandstream ht80x user guide www mstechdirect au 2021 05 |||

Grandstream Networks, Inc. **HT801**/HT802 Analog Telephone Adaptors User Guide COPYRIGHT 2021 Grandstream Networks, Inc. http://www.grandstream.com All rights reserved. Information in this document is subject to change without notice. Reproduction or transmittal of the entire or any part, in any form...

lang:en score:39 filesize: 1005.48 K page_count: 38 document date: 2021-04-26

[pdf] User Manual Guide Warranty

GSSPC1 Grandstream Networks Inc ht80x administration guide sws cz prod img grandstream |||

Grandstream Networks, Inc. **HT801**/HT802 Analog Telephone Adaptors Administration Guide COPYRIGHT 2018 Grandstream Networks, Inc. http://www.grandstream.com All rights reserved. Information in this document is subject to change without notice. Reproduction or transmittal of the entire or any part, i...

lang:en score:39 filesize: 2.03 M page_count: 62 document date: 2018-07-05

[pdf] User Manual Guide

Nassim Grandstream Networks Inc HT802 Serie Avanzada 7 Descuelgue el teléfono y marque *** para ingresar menú del IVR Por favor consulte manual de usuario mas información sobre como acceder HT801 Quick User Guide Spanish grandstream sites default files Resources

Grandstream Networks, Inc. HT802 Serie HandyTone ATA Gua Rpida para el Usuario Para informacin detal ... s. men interactivo de respuesta por voz: 1. Utilice un telfono conectado al puerto telefnico de su **HT801**. 2. Presione *** presione la tecla estrella tres veces para acceder al men IVR y espere hast...

lang:es score:39 filesize: 360.54 K page_count: 2 document date: 2017-03-08

[pdf] User Manual Instructions Guide

Nassim BASIC OPERATIONS CONFIGURING HT801 THROUGH VOICE OBTAINING Please refer to the user manual for more information about IVR and how access its menu options REBOOTING Using Web UI 1 Access web interface 2 Press Reboot button in bottom of page Pick up handset dial *** use 99 reset reboot 3 9 once prompt Quick User Guide English mk0myithubcomau1pyuy kinstacdn 2018 04 grandstream sites default files Resources Blind transfer instructions Assuming that phones A B are conversation The phone wants blind C On press Flash hear tone dials *87 then caller s number or wait 4 seconds will GrandstreamHT801UserGuide voipon co uk documents quickuser ht801 voxsys pt Grandstream mentioned above supported by ATA settings If your service provider provides different feature codes please contact them

BASIC OPERATIONS OBTAINING **HT801** IP ADDRESS The **HT801** is by default configured to obtain the IP address from DHCP server where the unit is located. In order to know which IP address is assigned to your **HT801**, you can access to the Interactive Voice Response Menu . Please refer to the steps below: 1...

lang:en score:39 filesize: 481.29 K page_count: 2 document date: 2017-03-08

[pdf] User Manual Guide

Nassim HT801 Quick User Guide 1 Port ATA FXS ethernet Active Online activeonline au 2024 09 |||

BASIC OPERATIONS OBTAINING **HT801** IP ADDRESS The **HT801** is by default configured to obtain the IP address from DHCP server where the unit is located. In order to know which IP address is assigned to your **HT801**, you can access to the Interactive Voice Response Menu . Please refer to the steps below: 1...

lang:en score:39 filesize: 500.88 K page_count: 2 document date: 2017-03-08



[pdf] User Manual Documentation Guide

Abdelwahab Grandstream Networks Inc HT80x User Guide documentation grandstream 2022 12 |||

Grandstream Networks, Inc. **HT801**/HT802 Series User Guide HT80x User Guide The **HT801**/HT802 analog telephone adaptors provide transparent connectivity for analog phones and faxes to the world of internet voice. Connecting to any analog phone, fax or PBX, the **HT801**/HT802 are an effective and flexib...

lang:en score:39 filesize: 1008.6 K page_count: 22 document date: 2023-02-22



[Grandstream HT801/HT802 Analog Telephone Adapter User Guide]
Comprehensive user guide for Grandstream HT801 and HT802 Analog Telephone Adapters (ATAs), covering product overview, features, technical specifications, configuration, call features, and troubleshooting.
lang:en score:39 filesize: 1.31 M page_count: 25 document date: 2025-02-25

[pdf] Guide
Nassim Grandstream Networks Inc HT801 HandyTone серии ATA По умолчанию настроен на получение IP адреса от DHCP сервера котором расположен узел Чтобы узнать какой адрес присвоен Quick User Guide Russian grandstream sites default files Resources
Grandstream Networks, Inc. **HT801** HandyTone ATA , , . **HT801** : www.grandstream.com 2016 Grandstream Networks, Inc. . , , , Grandstream Networks, Inc . , : , **HT801**. IP- **HT801** IP DHCP-, , **HT801**. . IP- ...
lang:tl score:39 filesize: 636.2 K page_count: 2 document date: 2017-03-08

[pdf] Guide
Microsoft Word HT801 Quick User Guide English 1 3 docx Skrócona Instrukcja Obsługi Grandstream bramka VOIP 1x FXS LAN WAN Cyberbajt Wireless Światłowody MikroTik Ubiquiti Anteny WiFi Monitoring PL grandstream pl 2022 04 |||
Grandstream Networks, Inc. **HT801** Analogowa bramka VoIP Skrcona instrukcja obslugi Szczeglowe instrukcje obslugi dla administratora i uytkownika bramki **HT801** dostpne s w witrynie: www.grandstream.com 2016 Grandstream Networks, Inc. Wszelkie prawa zastrzeone. Powielanie niniejszych treci i przekazywan...
lang:pl score:39 filesize: 152.19 K page_count: 2 document date: 2022-04-20



[pdf] User Manual Guide Warranty
Grandstream HT801 User GuideAdaptador para teléfono analógico ATA de 1 puerto FXS diseñado conectar sus dispositivos analógicos a una red VoIP ChiHT801 Guideftp3 syscom mx usuarios ftp 2017 03 28 654c9 Guide |||
Grandstream Networks, Inc. **HT801** Analog Telephone Adaptor User Guide COPYRIGHT 2016 Grandstream Networks, Inc. http://www.grandstream.com All rights reserved. Information in this document is subject to change without notice. Reproduction or transmittal of the entire or any part, in any form or by ...
lang:en score:38 filesize: 857.22 K page_count: 29 document date: 2017-03-08



[pdf] Frequently Asked Questions Guide Decleration of Conformity

Grandstream HT801 HT801 User Guide chfiles grandstream cn 9999 doc Data HT ch |||

Grandstream Networks, Inc. **HT801** 2016 http://www.grandstream.com . . : http://www.grandstream.com/support Grandstream Grandstream **HT801** Page 1 **HT801** GNU GPL GPL GNU GNU GPL http://www.grandstream.com/support/faq/gnu-general-public-license/gnu-gpl-information-download HT80...

lang:i-klingon score:38 filesize: 14.83 M page_count: 33 document date: 2021-01-11

[pdf] User Manual Guide Warranty

Untitled GSSPC1 Grandstream Networks Inc HT802 Administration guide acmatel 2021 07 |||

Grandstream Networks, Inc. **HT801**/HT802 Analog Telephone Adaptors Administration Guide COPYRIGHT 2021 Grandstream Networks, Inc. http://www.grandstream.com All rights reserved. Information in this document is subject to change without notice. Reproduction or transmittal of the entire or any part, i...

lang:en score:38 filesize: 1020 K page_count: 76 document date: 2022-09-08



[pdf] User Manual Guide Warranty

Grandstream HT801 Administration GuideAdaptador para teléfono analógico ATA de 1 puerto FXS diseñado conectar sus dispositivos analógicos a una red VoIP ChiHT801 Guideftp3 syscom mx usuarios ftp 2017 03 28 afdfe Guide |||

Grandstream Networks, Inc. **HT801** Analog Telephone Adaptor Administration Guide COPYRIGHT 2016 Grandstream Networks, Inc. http://www.grandstream.com All rights reserved. Information in this document is subject to change without notice. Reproduction or transmittal of the entire or any part, in any f...

lang:en score:38 filesize: 1.15 M page_count: 49 document date: 2017-03-08



[pdf] User Manual Documentation Guide

Abdelwahab HT80x V2 User Guide Documentation Center documentation grandstream 2025 01 |||

Grandstream Networks, Inc. HT80x V2 - User Guide INTRODUCTION The **HT801** V2 and HT802 V2 are analog telephone adapters ATAs that allow users to connect analog phones and faxes with a VoIP Voice over IP system in order to create a high-quality and manageable IP telephony solutions for residentia...

lang:en score:38 filesize: 5.04 M page_count: 26 document date: 2025-01-08