

Manuals+

[Q & A](#) | [Deep Search](#) | [Upload](#)

Manuals.plus /

- › [Prolink](#) /
- › Prolink PRT7011L Portable 4G LTE WiFi Travel Router Hotspot User Manual

Prolink PRT7011L

Prolink PRT7011L Portable 4G LTE WiFi Travel Router Hotspot User Manual

Model: **PRT7011L** | Brand: **Prolink**

1. OVERVIEW

The Prolink PRT7011L is a portable 4G LTE WiFi hotspot designed for high-speed mobile internet access. It supports data transmission rates of up to 150Mbps and allows sharing of the wireless connection with up to 16 users or devices simultaneously. The device features a built-in rechargeable battery providing up to 10 hours of usage on a single charge, ensuring connectivity even without a nearby power source. LED indicators on the front panel provide clear status updates for battery, Wi-Fi, and 4G signal strength. Its compact and lightweight design makes it suitable for travel.



Image: Prolink PRT7011L Portable 4G LTE WiFi Travel Router Hotspot.

2. PACKAGE CONTENTS

Verify that all items are present in your package:

- 1 x PRT7011L Portable 4G LTE WiFi Hotspot
- 1 x USB Charging Cable
- 1 x 2000mAh Lithium (Li-ion) Battery
- 1 x Quick Installation Guide (QIG)

3. PRODUCT DIAGRAM

Familiarize yourself with the components of your Prolink PRT7011L device.



Front View: LED indicators for signal, Wi-Fi, messages, and power.



Side View: Micro USB charging port.



Smart 4G LTE
Wi-Fi 300Mbps Hotspot

Rear View (internal): Battery compartment and SIM card slots.

4. SETUP

4.1 Battery Installation

1. Gently remove the back cover of the device.
2. Insert the provided 2000mAh Lithium (Li-ion) battery into its compartment, ensuring the contacts align correctly.
3. Replace the back cover, pressing firmly until it clicks into place.

4.2 SIM Card Installation

1. With the back cover removed, locate the SIM card slot. The PRT7011L uses a standard-sized SIM card.
2. Insert your data SIM card into the slot, ensuring the gold contacts face downwards and the notched corner aligns with the slot's orientation.
3. Gently push the SIM card until it is securely in place.

4.3 Powering On

1. Press and hold the Power button (usually located on the side or top of the device) for a few seconds until the screen illuminates.
2. The device will boot up and attempt to connect to the 4G LTE network. This may take a few moments.

4.4 Connecting to Wi-Fi

1. Once the device is powered on and connected to the mobile network, the Wi-Fi network name (SSID) and password (Wi-Fi Key) will be displayed on the device screen.
2. On your Wi-Fi enabled device (smartphone, tablet, laptop), navigate to the Wi-Fi settings.
3. Search for available Wi-Fi networks and select the SSID matching your Prolink PRT7011L.
4. Enter the Wi-Fi Key when prompted.
5. Your device should now be connected to the internet via the hotspot.

Your browser does not support the video tag.

Video: Installation Guide for Prolink Mobile Wi-Fi. This video demonstrates the general steps for battery and SIM card installation, and powering on the device.

5. OPERATION

5.1 Multi-user Sharing

The PRT7011L allows up to 16 users or devices to connect simultaneously, providing internet access for multiple smartphones, tablets, and laptops. This feature is ideal for sharing connectivity with family, friends, or colleagues.

10 Hours of 4G Sharing

With its powerful 2000mAh battery, the PRT7011L is able to operate for up to 10 hours* on a single charge. The device can be recharged via a micro USB cable connected to a laptop, portable charger for continuous 4G sharing.

*Battery life may vary due to different user environments.




Image: Share Wi-Fi with up to 16 users simultaneously.

5.2 Extended Battery Life

The integrated 2000mAh battery provides up to 10 hours of continuous 4G sharing on a single charge. The device can be recharged via the included Micro USB charging cable, allowing for continuous operation when connected to a power source or power bank.

MicroSD Card File Sharing

Sharing of photos, music and videos wirelessly from the microSD card – storage of up to 64GB



Image: Up to 10 hours of 4G sharing on a single charge.

5.3 MicroSD Card File Sharing

The device supports MicroSD cards up to 64GB. This feature enables wireless sharing of photos, music, and videos among all connected devices, turning your hotspot into a portable media server.

Manage and monitor with PROLiNK mWiFi app

With PROLiNK mWiFi app, you can easily configure and monitor the usage and connected devices on both iOS and Android platforms.




Image: MicroSD card file sharing up to 64GB.

5.4 mProMiFi App Management

The dedicated "PROLiNK mWiFi" app allows for easy configuration and monitoring of your hotspot. Download the app from Google Play or the App Store to manage your device from your smartphone.



Smart 4G LTE Wi-Fi 300Mbps Hotspot

PRT7011L



Up to 185
Countries



Up to
10 Hours



The Prolink PRT7011L Portable 4G LTE Wi-Fi Hotspot provides high speed data transfer of up to 150Mbps* and multiple user sharing of up to 16 users or devices concurrently.

The device also comes with a built-in rechargeable battery that allows user to stay connected for up to 10 hours on a single charge. Aside from that, the device also comes with 4 LED lights on its front panel which displays a clear indication of the 4G signal strength, Wi-Fi strength, SMS and power at a glance.

The Prolink PRT7011L is an ideal portable Wi-Fi device for frequent travelers who need a fast-speed with long-lasting battery, compact and light-weight device to be used and carried anywhere.

Key Features



Portability

Small and compact design makes it suitable for all mobile users to carry around



Multi-mode

Support both Wi-Fi and USB internet connection



Data Connection

Data speeds up to 150Mbps* with built-in LTE Module



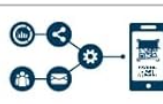
SMS

Able to compose and send text message (SMS charges applicable)



Automatic Network Selection (Auto-APN)

Connect to GPRS/EDGE/HSPA/HSPA+/LTE network automatically without any configuration



Smart Access

Configure settings and monitor usage/connected devices via PROLiNK mWiFi app with ease (available on iOS and Android platforms)



Enhanced Function

Equalizer and Receiver Diversity for improved reception



Wireless Speed

High speed Wi-Fi hotspot at maximum 300Mbps*



Multi-user

Share internet connection with up to 16 devices



File Sharing

Equipped with a MicroSD card slot (up to 64GB)

Image: Manage and monitor with the PROLiNK mWiFi app. Download the app [here](#).

- **Data Roaming:** Easily enable or disable data roaming as needed to control costs while traveling internationally.
- **Wi-Fi Settings:** Change the Network Name (SSID) and password for your Wi-Fi network. *Note: You will need to reconnect your devices after changing these settings.*
- **SMS Management:** Send and receive SMS messages directly through the app, using your hotspot's SIM card.

- **Data Limit Settings:** Set daily or monthly data limits to manage your data consumption and avoid overage charges.
- **Band Lock:** Select preferred LTE/5G NR bands for optimized performance based on your location and network provider.

Your browser does not support the video tag.

Video: Prolink DL-7211 5G Wi-Fi 6 Mobile Router (mProMiFi app). This video demonstrates the mProMiFi app functionality, including Wi-Fi settings, SMS, and data limit management, which are similar for the PRT7011L.

Your browser does not support the video tag.

Video: Prolink DL-7203E Mobile Wi-Fi. This video showcases various features of a Prolink mobile Wi-Fi device, including high-speed internet, long battery life, power bank function, intuitive status display, LAN port, multi-device support, and international compatibility, many of which are applicable to the PRT7011L.

6. MAINTENANCE

- Keep the device in a cool, dry place, away from direct sunlight and extreme temperatures.
- Avoid dropping the device or exposing it to water.
- Use only the provided or approved charging cable and battery.
- Clean the device with a soft, dry cloth. Do not use liquid cleaners.
- For optimal battery life, avoid fully discharging the battery frequently.

7. TROUBLESHOOTING

- **No Internet Connection:** Ensure the SIM card is correctly inserted and activated with a data plan. Check the signal strength indicator on the device. Try restarting the device.
- **Cannot Connect to Wi-Fi:** Verify that the Wi-Fi is enabled on the hotspot and your connecting device. Double-check the Wi-Fi network name (SSID) and password. Try restarting both the hotspot and your connecting device.
- **Slow Speeds:** Check the 4G signal strength. Reduce the number of connected devices if too many are using the hotspot simultaneously. Ensure your data plan has sufficient speed and remaining data.
- **Device Not Powering On:** Ensure the battery is correctly installed and charged. Connect the device to a power source using the USB cable to check if it powers on.

8. SPECIFICATIONS

Feature	Description
Brand	Prolink
Model Name	PRT7011L
Special Features	LED Indicator, WPS
Frequency Band Class	Single-Band
Wireless Communication Standard	802.11b, 802.11g, 802.11n

Compatible Devices	Tablet, Smartphones, Laptops, etc.
Recommended Product Uses	Travel
Connectivity Technology	3G, 4G, LTE, USB, Wi-Fi
Antenna Type	Internal
Operating System	RouterOS
Security Protocol	WPS
Number of Ports	1 (LAN)
Data Transfer Rate	Up to 150 Megabits Per Second
LAN Port Bandwidth	10/100 megabits per second
MicroSD Card Support	Up to 64 GB
Number of Antennas	2
Item Weight	0.1 Kilograms
Item Dimensions (L x W x H)	10.6L x 6.5W x 1.6H centimetres

9. WARRANTY AND SUPPORT

9.1 Warranty Information

The Prolink PRT7011L comes with a 3-year local manufacturer warranty for the device itself, and a 1-year warranty for the included battery.

9.2 Technical Support

For technical assistance or inquiries, please contact Prolink support:

- Email: support@prolink2u.com
- Phone: (65) 6357 0666




Image: Prolink support contact details.

10. SUPPORTED COUNTRIES

The Prolink PRT7011L is designed to support various mobile networks across numerous countries. Below is a general list of regions and countries where the device is expected to function. For specific band compatibility, it

is recommended to consult with your SIM operator.

Prolink Official Store



Direct from Prolink
warehouse



Ship within 24 hour
(Except weekend & PH)



Local Warranty & Technical Support
support@prolink2u.com /
(65) 6357 0666



Established Singapore
brand since 1991

Image: Supported Countries for Prolink devices.