

[Manuals.plus](#) /

> [SVAKOM](#) /

> SVAKOM COCO G Spot Vibrator Instruction Manual

## SVAKOM D13-COCO-FBM

# SVAKOM COCO G Spot Vibrator Instruction Manual

Brand: SVAKOM | Model: D13-COCO-FBM

## 1. INTRODUCTION

---

### Product Overview

The SVAKOM COCO G Spot Vibrator is a finger-shaped, waterproof personal massager designed for targeted stimulation. Its ergonomic design and powerful vibrations aim to provide a highly pleasurable experience. Made from body-safe, medical-grade silicone, it is suitable for various forms of intimate play.



Figure 1: SVAKOM COCO G Spot Vibrator and its retail packaging.

## Key Features

- **8 Seconds to Climax by Accurate Stimulation:** COCO's dildo vibrator head is designed with a 1.77-inch length and 30° arch, perfectly matching the depth and structure for continuous stimulation.
- **4-in-1 Couples Sex Toys for Multi Play:** Can be used as a G-spot dildo vibrator, clitoral vibrator, nipple stimulator, or anal plug/dildo for versatile use.
- **5\*5 Vibration Dildo Vibrator Suits Both Beginners & Advanced Users:** Offers 5 vibrations and 5 frequencies, ranging from weak to strong, with a sound level not exceeding 38 decibels for discreet use.
- **Not Stretch the Vaginal by Suitable Size of Portable Squirting Vibrator:** With a head diameter of 0.99 inches and a 30° arch design, it is suitable for beginners and advanced users without causing discomfort. Portable with an included pouch.

- **Body-safe Medical-grade Material & Bathroom-Ready Personal Massager:** Made of odorless, medical-grade silicone. IPX7 waterproof for use in the bathroom, shower, or whirlpool. USB charging provides 2 hours of use from a 1-hour charge.

## 2. SAFETY INFORMATION

---

### General Safety

- Keep out of reach of children.
- Use as directed to avoid injury or discomfort.
- Clean thoroughly before and after each use to ensure hygiene.

### Legal Disclaimer

Statements regarding dietary supplements have not been evaluated by the FDA and are not intended to diagnose, treat, cure, or prevent any disease or health condition.

## 3. SETUP

---

### Unboxing and Components

Upon opening your SVAKOM COCO package, you will find the following components:

- SVAKOM COCO G Spot Vibrator
  - USB Charging Cable
  - Soft Storage Pouch
  - User Manual (this document)
-

# IPX7 WATERPROOF

Fullbody Waterproof, Bathtub Ready



Pinpoint  
Stimulation



Whisper  
Quiet



1 Year  
Guard



IPX7  
Waterproof



Finger  
Design



food-grade  
silicone

Figure 2: All components included with the SVAKOM COCO.

## Initial Charging

Before first use, it is recommended to fully charge your SVAKOM COCO. To charge, unscrew the silver cap at the base of the vibrator to reveal the charging port. Insert the provided USB charging cable. A full charge takes approximately 1 hour and provides up to 2 hours of use.



Figure 3: Unscrew the base to access the charging port.

## 4. OPERATING INSTRUCTIONS

---

### Power On/Off

To power on the SVAKOM COCO, press and hold the power button located on the body of the vibrator until the indicator light illuminates and the vibrations begin. To power off, press and hold the same button until the vibrations stop and the light turns off.

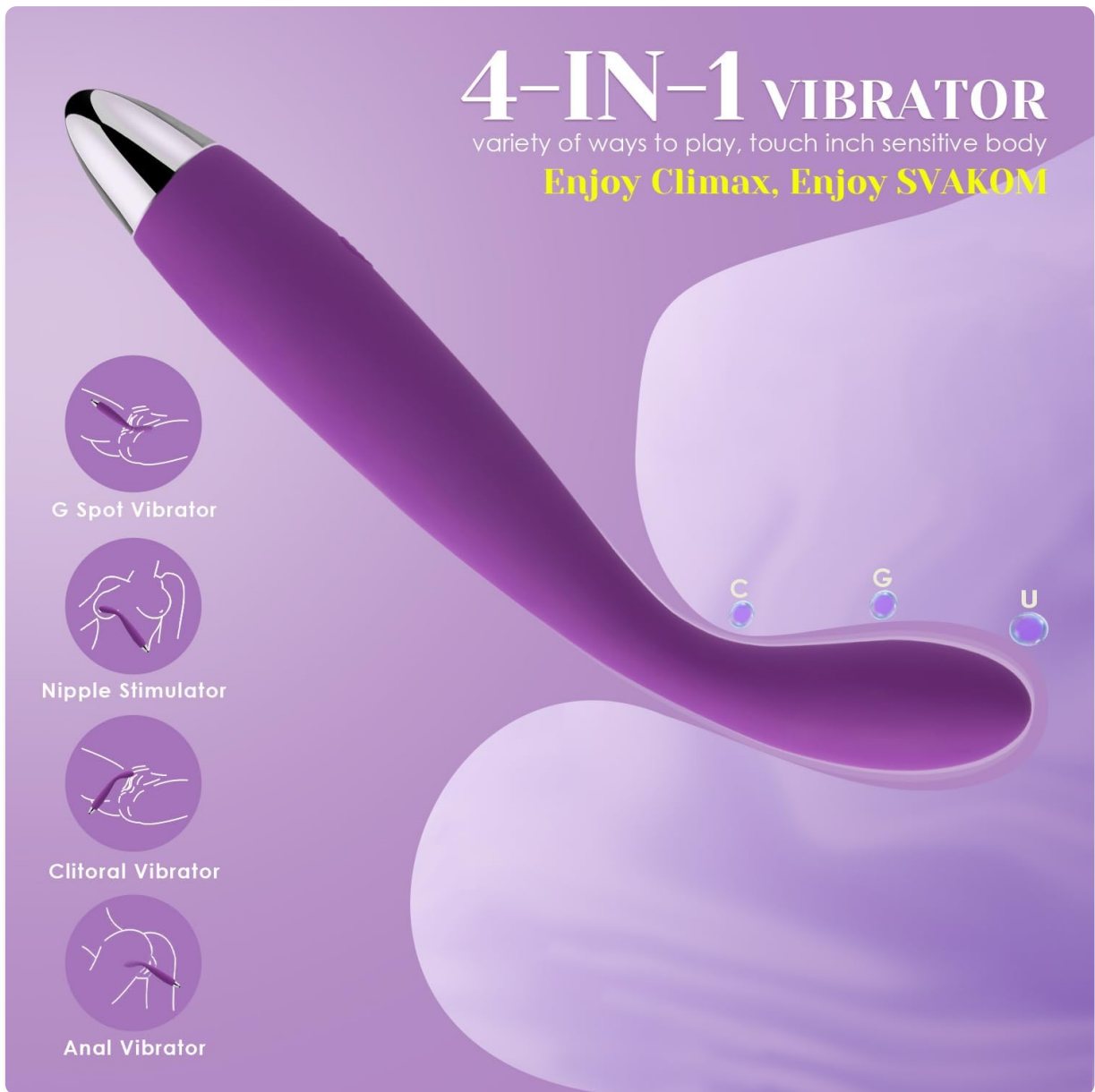


Figure 4: The power button is located on the main body of the device.

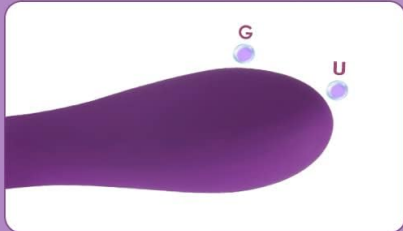
## Vibration Modes and Frequencies

The SVAKOM COCO features 5 distinct vibration modes and 5 adjustable frequencies, offering a total of 25 unique patterns. To cycle through the modes, short press the power button while the device is on.

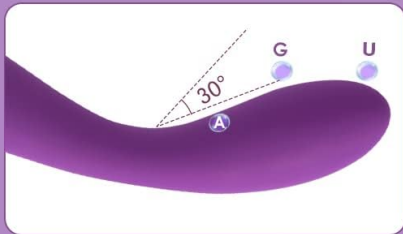
Experiment to find your preferred intensity and pattern.

# 8 SECONDS TO CLIMAX

**Climax Makes Women Happier  
SVAKOM Makes Climax Easier**



The head is 4.5cm long and straight to the G point



The 30° arch fit the female body structure

Figure 5: The unique finger-shaped head is designed for accurate stimulation.

# FEMALE MALE COUPLES SEX TOY




Clitoral Vibrator



Nipple Stimulator



G Spot Vibrator



Anal Massager

Figure 6: The device offers pinpoint strong stimulation with low noise.

## Usage Recommendations

- **Start Slow:** Take your time to explore and find what feels good for you. There's no rush.
- **Use Lubricant:** Always use a water-based lubricant to make your experience more comfortable and enjoyable.
- **Relax and Enjoy:** Find a comfortable and private space to relax and focus on your pleasure.

# PINPOINT STRONG STIMULATION

5 vibrations + 5 intensities

High-quality tungsten steel motor, Pleasure without numb



<38dB



Figure 7: The 4-in-1 design allows for multiple play options.

## Official Product Videos

Your browser does not support the video tag.

Video 1: SVAKOM G Spot & Clitoral Vibrator for Women Men Couples. This video demonstrates the product's features and usage for both G-spot and clitoral stimulation.

Your browser does not support the video tag.

Video 2: SVAKOM COCO Dildo Sex Toys for Women Female Couples Vibrator. This video showcases the versatility of the SVAKOM COCO for individual and partnered use.

## 5. MAINTENANCE

### Cleaning

The SVAKOM COCO is IPX7 waterproof, making it easy to clean. Wash the vibrator thoroughly with warm water and a mild soap or a specialized toy cleaner before and after each use. Rinse completely and pat dry with a lint-free cloth.



Figure 8: The device is fully waterproof and bathroom-ready.

## Storage

Store your SVAKOM COCO in the provided soft storage pouch in a cool, dry place away from direct sunlight and extreme temperatures. Ensure the device is completely dry before storing.

## 6. TROUBLESHOOTING

---

### Common Issues and Solutions

- **Device not turning on:** Ensure the device is fully charged. Check the charging cable and port for any damage.
- **Weak vibration:** The battery might be low. Recharge the device.
- **Indicator light not working:** If the device functions otherwise, this may be a minor electrical issue. Contact customer support if it persists after charging.
- **Difficulty changing modes:** Ensure you are pressing the button correctly. A quick press should cycle modes, while a long press turns the device on/off.

If you encounter any issues not listed here or if the problem persists after attempting these solutions, please refer to the customer support section.

## 7. SPECIFICATIONS

---

Feature	Detail
Model Number	D13-COCO-FBM
Material	Silicone
Color	Violet
Water Resistance Level	Waterproof (IPX7)
Battery Type	1 Lithium Polymer battery (included)
Charging Time	1 hour
Usage Time	2 hours
Package Dimensions	10.94 x 5.98 x 2.64 inches
Item Weight	11.99 ounces

## 8. WARRANTY AND SUPPORT

---

### Warranty Information

The SVAKOM COCO G Spot Vibrator comes with a 1-year protection plan starting from the date of purchase. This protection covers problems caused by material flaws, manufacturing flaws, and parts that influence normal functioning. For any issues during this period, you may be eligible for a free replacement.

### Customer Support

For further assistance, technical support, or warranty claims, please contact SVAKOM Official customer service. You can typically find contact information on the product packaging or the official SVAKOM website. Please have your purchase details and model number ready when contacting support.