

Manuals+

[Q & A](#) | [Deep Search](#) | [Upload](#)

[manuals.plus](#) /

› [BLANCO](#) /

› [BLANCO VALEA SILGRANIT 50/50 Double Bowl Undermount Kitchen Sink \(Model 442200, Anthracite\) Instruction Manual](#)

BLANCO 442200

BLANCO VALEA SILGRANIT 50/50 Double Bowl Undermount Kitchen Sink

Model: 442200 (Anthracite)

Manufacturer: BLANCO

INTRODUCTION

This manual provides essential information for the installation, operation, and maintenance of your BLANCO VALEA SILGRANIT 50/50 Double Bowl Undermount Kitchen Sink. The VALEA sink is designed for durability and functionality in kitchen environments, featuring a low divide and constructed from SILGRANIT material.



Image: Top-down view of the BLANCO VALEA SILGRANIT 50/50 Double Bowl Undermount Kitchen Sink in Anthracite.

SETUP AND INSTALLATION

The BLANCO VALEA sink is designed for undermount installation. Proper installation is crucial for optimal

performance and longevity. It is recommended that installation be performed by a qualified professional.

Pre-Installation Checklist:

- Verify all components are present: Kitchen Sink, Cut-out template, Installation instructions.
- Ensure your cabinet meets the minimum size requirement of **36 inches**.
- Review the included installation instructions thoroughly before beginning.
- Note that basket strainers and installation clips are sold separately and are required for a complete setup.

Installation Type:

This sink is designed for **Undermount Installation**. This method provides a seamless look and facilitates easy countertop cleanup by eliminating a rim above the counter surface.

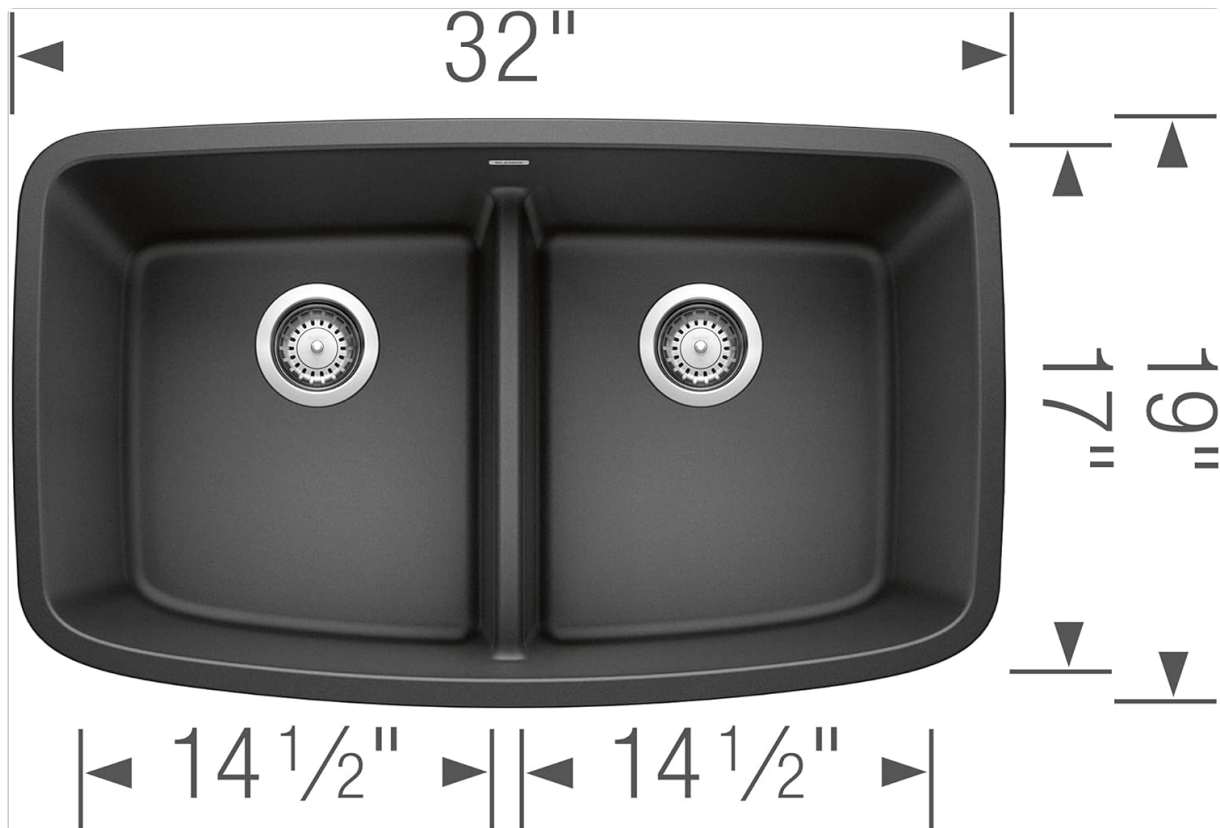


Image: Technical diagram illustrating the dimensions of the BLANCO VALEA sink.

KEEPING IT **BLANCO** SINCE 1925

From humble beginnings in a small German town, BLANCO is now a global leader in kitchen solutions with over 100 years of product design expertise and manufacturing innovation. Explore our sinks, faucets, filtration, waste and organization systems.

Image: The BLANCO VALEA sink shown with a faucet and optional accessories.

OPERATING INSTRUCTIONS

The BLANCO VALEA SILGRANIT sink is engineered for daily kitchen tasks with enhanced durability and convenience.

Key Features:

- **50/50 Double Bowl Design:** Provides two equally sized basins for versatile use, allowing for simultaneous cleaning and food preparation.
- **Low Divide:** The reduced height of the central divider simplifies handling of large pots, pans, and baking sheets, enabling easier transfer between bowls.
- **SILGRANIT Material:** This patented granite composite offers exceptional resistance to heat, scratches, stains, chips, and impacts. It is designed not to blister, burn, melt, or discolor from hot items.
- **Hygienic+Plus Surface Technology:** The non-porous surface repels liquids and residue, contributing to a hygienic and easy-to-clean environment.




Image: Close-up view of the sink's interior, showcasing the functional low divide.

MAINTENANCE AND CARE

To maintain the appearance and performance of your BLANCO VALEA SILGRANIT sink, follow these care guidelines:

- **Daily Cleaning:** The manufacturer recommends **Hand Washing** for routine cleaning. Use a mild dish soap and a soft cloth or sponge. Rinse thoroughly after cleaning.
- **Stain Removal:** For stubborn stains, a non-abrasive cleaner specifically designed for granite composite sinks can be used. Always test in an inconspicuous area first.
- **Avoid Harsh Chemicals:** Do not use abrasive cleaners, steel wool, or harsh chemical products (e.g., drain cleaners containing sulfuric acid, paint removers, oven cleaners) as these can damage the SILGRANIT surface.
- **Heat Resistance:** While SILGRANIT is highly heat resistant, placing extremely hot items directly from the oven or stovetop onto the sink surface for extended periods is not recommended. Use a trivet or protective mat.
- **Preventing Scratches:** Although scratch-resistant, avoid dragging sharp or heavy objects across the sink surface. Optional sink grids (sold separately) can provide additional protection.



Image: Example of cleaning the BLANCO VALEA sink with suitable cleaning tools.



Image: The BLANCO VALEA sink with an optional protective grid in place.

TROUBLESHOOTING

Most issues with your BLANCO VALEA sink can be resolved by following the maintenance guidelines. If you encounter persistent problems such as unusual staining or surface damage, please refer to the warranty information and contact BLANCO customer support.

- **Water Spots/Mineral Deposits:** These can occur in hard water areas. Regular cleaning with a mild descaling agent or a vinegar solution can help. Ensure thorough rinsing.
- **Discoloration:** Ensure no harsh chemicals or abrasive materials have been used. For specific discoloration issues, consult BLANCO's official care guide or customer service.

SPECIFICATIONS

Feature	Detail
Brand	BLANCO
Model Number	442200
Color	Anthracite
Material	SILGRANIT (Granite Composite)
Product Dimensions (Overall)	32" W x 19" D x 9.87" H
Left Bowl Dimensions	14-1/2" L x 17" W x 9-1/2" D
Right Bowl Dimensions	14-1/2" L x 17" W x 9-1/2" D
Installation Type	Undermount

Feature	Detail
Minimum Cabinet Size	36"
Item Weight	20 Pounds
Included Components	Kitchen Sink, Cut-out template, Installation instructions
UPC	747943040952



Image: The BLANCO VALEA sink integrated into a kitchen countertop, demonstrating its practical use.







WARRANTY INFORMATION

The BLANCO VALEA SILGRANIT 50/50 Double Bowl Undermount Kitchen Sink comes with a**Limited Lifetime Warranty**. This warranty covers manufacturing defects under normal use and service. For full details regarding terms, conditions, and limitations of the warranty, please refer to the official warranty document provided with your product or visit the BLANCO website.

SUPPORT AND CONTACT

For further assistance, technical support, or to inquire about replacement parts and accessories, please contact BLANCO customer service. You can find contact information and additional resources on the official BLANCO website.

Visit the official BLANCO Store for more information:[BLANCO Store on Amazon](#)

	<p>BLANCO SILGRANIT® Sink Installation Guide and Specifications</p> <p>This document provides installation instructions and technical specifications for BLANCO SILGRANIT® sinks. It includes step-by-step visual guides, material care information, and a comprehensive table of sink models with their dimensions and tolerances.</p>
	<p>Blanco Drop-in and Undermount Sink Installation Guide</p> <p>Comprehensive installation instructions for Blanco stainless steel and Silgranit drop-in and undermount kitchen and bar sinks. Includes tools, materials, step-by-step procedures, and important notes for professional installers.</p>
	<p>BLANCO PRECIS 1 3/4 Low Divide SILGRANIT Sink Specifications and Details</p> <p>Comprehensive specifications for the BLANCO PRECIS 1 3/4 Low Divide SILGRANIT sink, covering color options, dimensions, included components, compliance standards, available accessories, and warranty information. Includes contact details and a link to installation videos.</p>
	<p>BLANCO Kitchen Sinks: Installation, Care, and Specifications Guide</p> <p>Comprehensive guide to installing and caring for BLANCO kitchen sinks, featuring detailed specifications for various models including A-STYLE, C-STYLE, S-STYLE, Z-STYLE, ANDANO, ETAGON, SOLIS, SUPRA, and YPSILON series.</p>
	<p>BLANCO VINTERA 30 SILGRANIT Sink Specifications and Details</p> <p>Comprehensive specifications, dimensions, included items, optional accessories, warranty, and compliance information for the BLANCO VINTERA 30 SILGRANIT kitchen sink.</p>
	<p>BLANCO Kitchen Sinks: Installation, Dimensions, and Care Guide</p> <p>Detailed installation guide and technical specifications for BLANCO kitchen sinks, including models like ANDANO, ETAGON, SOLIS, SUPRA, and S-STYLE. Features dimensions, care instructions, and contact information.</p>